


Base strip - MC 1,5/ 5-GF-3,81 - 1827897

Please be informed that the data shown in this PDF Document is generated from our Online Catalog. Please find the complete data in the user's documentation. Our General Terms of Use for Downloads are valid (<http://phoenixcontact.com/download>)

Header, Nominal current: 8 A, Rated voltage (III/2): 160 V, Number of positions: 5, Pitch: 3.81 mm, Color: green, Contact surface: Tin, Mounting: Wave soldering



The figure shows a 10-position version of the product

Product Features

- Low-profile pin strips with compact pitches
- Plug-in direction parallel and vertical to the PCB
- Individual position coding by inserting coding profiles



Key Commercial Data

Packing unit	1 pc
GTIN	 4 017918 050344
Weight per Piece (excluding packing)	2.6 g
Custom tariff number	85366990
Country of origin	Germany

Technical data

Dimensions

Length	9.2 mm
Pitch	3.81 mm
Dimension a	15.24 mm
Width	29.44 mm
Constructional height	7.25 mm
Height	10.65 mm

Base strip - MC 1,5/ 5-GF-3,81 - 1827897

Technical data

Dimensions

Length of the solder pin	3.4 mm
Pin dimensions	0,8 x 0,8 mm
Hole diameter	1.2 mm

General

Range of articles	MC 1,5/...-GF
Insulating material group	IIIa
Rated surge voltage (III/3)	2.5 kV
Rated surge voltage (III/2)	2.5 kV
Rated surge voltage (II/2)	2.5 kV
Rated voltage (III/3)	160 V
Rated voltage (III/2)	160 V
Rated voltage (II/2)	250 V
Connection in acc. with standard	EN-VDE
Nominal current I _N	8 A
Maximum load current	8 A
Insulating material	PBT
Flammability rating according to UL 94	V0
Color	green
Number of positions	5

Standards and Regulations

Connection in acc. with standard	EN-VDE
	CSA
Flammability rating according to UL 94	V0

Classifications

eCl@ss

eCl@ss 4.0	272607xx
eCl@ss 4.1	27260701
eCl@ss 5.0	27260701
eCl@ss 5.1	27260701
eCl@ss 6.0	27260704
eCl@ss 7.0	27440402
eCl@ss 8.0	27440402
eCl@ss 9.0	27440402

Base strip - MC 1,5/ 5-GF-3,81 - 1827897

Classifications

ETIM

ETIM 3.0	EC001121
ETIM 4.0	EC002637
ETIM 5.0	EC002637

UNSPSC

UNSPSC 6.01	30211810
UNSPSC 7.0901	39121409
UNSPSC 11	39121409
UNSPSC 12.01	39121409
UNSPSC 13.2	39121409

Approvals

Approvals

Approvals

CSA / VDE Gutachten mit Fertigungsüberwachung / IECEx CB Scheme / CCA / EAC / cULus Recognized / EAC

Ex Approvals

Approvals submitted

Approval details

CSA		
	B	D
Nominal current I _N	8 A	8 A
Nominal voltage U _N	300 V	300 V

VDE Gutachten mit Fertigungsüberwachung	
Nominal current I _N	8 A

Base strip - MC 1,5/ 5-GF-3,81 - 1827897

Approvals

Nominal voltage UN	160 V
--------------------	-------

IECEE CB Scheme	
Nominal current IN	8 A
Nominal voltage UN	160 V

CCA	
Nominal current IN	8 A
Nominal voltage UN	160 V

EAC

cULus Recognized		
	B	D
Nominal current IN	8 A	8 A
Nominal voltage UN	300 V	300 V

EAC

Accessories

Accessories

Coding element

Coding profile - CP-MSTB - 1734634

Coding profile, is inserted into the slot on the plug or inverted header, red insulating material



Labeled terminal marker

Base strip - MC 1,5/ 5-GF-3,81 - 1827897

Accessories

Marker card - SK 3,81/2,8:FORTL.ZAHLEN - 0804109



Marker card, Card, white, labeled, Horizontal: Consecutive numbers 1 - 10, 11 - 20, etc. up to 91 - (99)100, Mounting type: Adhesive, for terminal block width: 3.81 mm, Lettering field: 3.81 x 2.8 mm

Fiber optics - MC 1,5/10-LWL 1,5-3,81 - 1841174

Fiber optics, Pitch: 3.81 mm, Number of positions: 10, Dimension a: 1.5 mm, Color: transparent



Fiber optics - MC 1,5/10-LWL 2,3-3,81 - 1841190

Fiber optics, Pitch: 3.81 mm, Number of positions: 10, Dimension a: 2.3 mm, Color: transparent



Fiber optics - MC 1,5/10-LWL 4-3,81 - 1841213

Fiber optics, Pitch: 3.81 mm, Number of positions: 10, Dimension a: 4 mm, Color: transparent



Additional products

Printed-circuit board connector - FMC 1,5/ 5-STF-3,81 - 1748383



Plug component, Nominal current: 8 A, Rated voltage (III/2): 160 V, Number of positions: 5, Pitch: 3.81 mm, Connection method: Push-in spring connection, Color: green, Contact surface: Tin

Base strip - MC 1,5/ 5-GF-3,81 - 1827897

Accessories

Printed-circuit board connector - MC 1,5/ 5-STF-3,81 - 1827732

Plug component, Nominal current: 8 A, Rated voltage (III/2): 160 V, Number of positions: 5, Pitch: 3.81 mm, Connection method: Screw connection with tension sleeve, Color: green, Contact surface: Tin



Printed-circuit board connector - MCVR 1,5/ 5-STF-3,81 - 1828375

Plug component, Nominal current: 8 A, Rated voltage (III/2): 160 V, Number of positions: 5, Pitch: 3.81 mm, Connection method: Screw connection with tension sleeve, Color: green, Contact surface: Tin



Printed-circuit board connector - MCVW 1,5/ 5-STF-3,81 - 1828524

Plug component, Nominal current: 8 A, Rated voltage (III/2): 160 V, Number of positions: 5, Pitch: 3.81 mm, Connection method: Screw connection with tension sleeve, Color: green, Contact surface: Tin



Printed-circuit board connector - FRONT-MC 1,5/ 5-STF-3,81 - 1850880

Plug component, Nominal current: 8 A, Rated voltage (III/2): 160 V, Number of positions: 5, Pitch: 3.81 mm, Connection method: Front screw connection, Color: green, Contact surface: Tin



Printed-circuit board connector - FK-MCP 1,5/ 5-STF-3,81 - 1851261

Plug component, Nominal current: 8 A, Rated voltage (III/2): 160 V, Number of positions: 5, Pitch: 3.81 mm, Connection method: Push-in spring connection, Color: green, Contact surface: Tin



Base strip - MC 1,5/ 5-GF-3,81 - 1827897

Accessories


Printed-circuit board connector - MCC 1/ 5-STZF-3,81 - 1852396

Plug component, Nominal current: 8 A, Rated voltage (III/2): 160 V, Number of positions: 5, Pitch: 3.81 mm, Connection method: Crimp connection, Color: green, Corresponding female crimp contacts with current [A] and conductor cross section range [mm²] data: 5A/MCC-MT 0,2-0,35 (1859988); 8A/MCC-MT 0,5-1,0 (1859991)



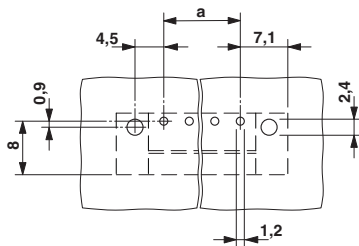
Printed-circuit board connector - QC 0,5/ 5-STF-3,81 - 1897571

Plug component, Nominal current: 6 A, Rated voltage (III/2): 200 V, Number of positions: 5, Pitch: 3.81 mm, Connection method: Displacement connection, Color: green, Contact surface: Tin

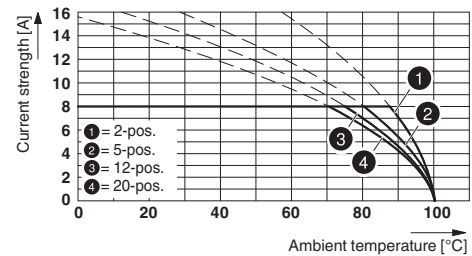


Drawings

Drilling diagram

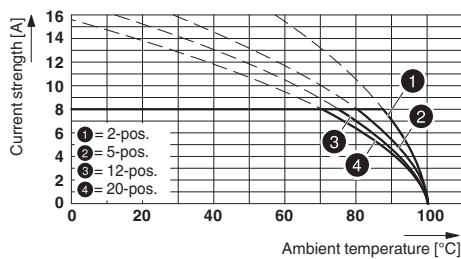


Diagram



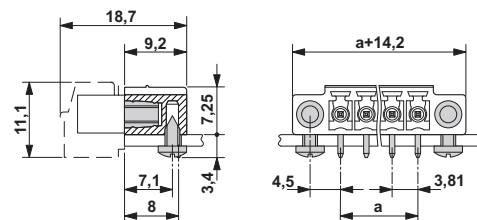
Type: MC 1,5/...-STF-3,81 with MC 1,5/...-GF-3,81

Diagram



Type: MC 1,5/...-STF-3,81 with MC 1,5/...-GF-3,81

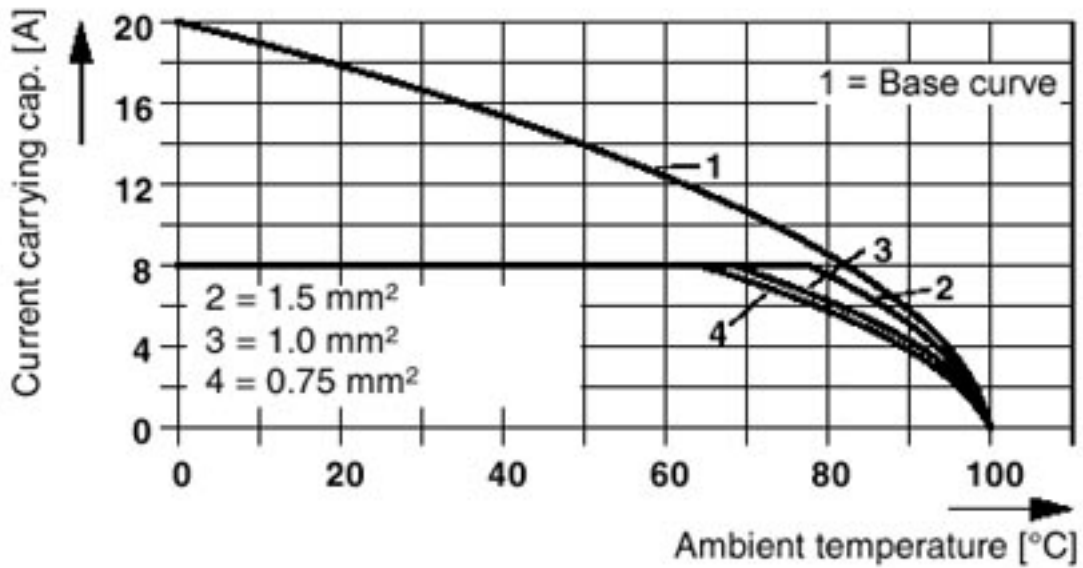
Dimensional drawing



Base strip - MC 1,5/ 5-GF-3,81 - 1827897

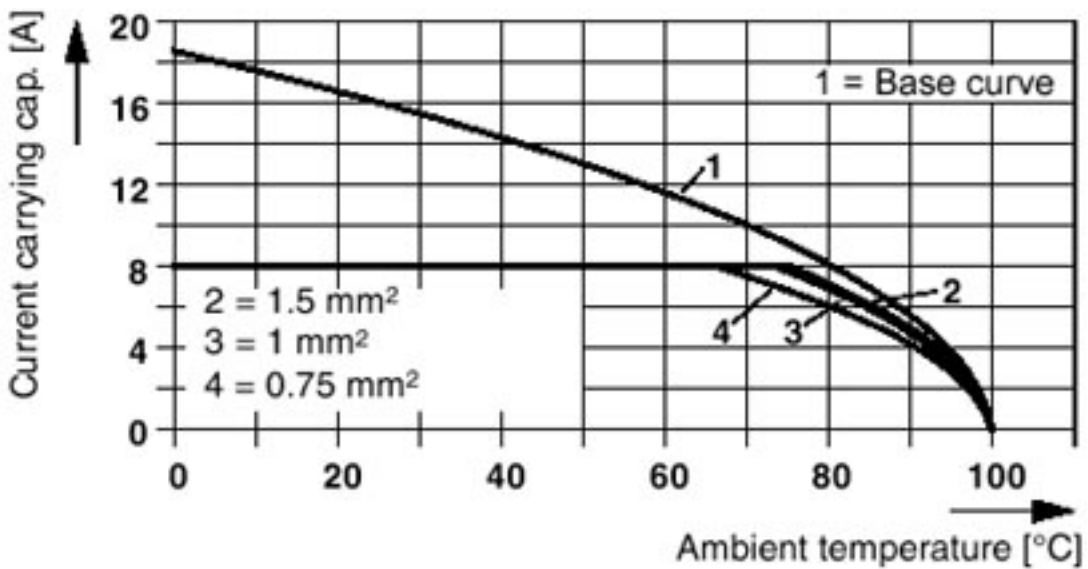
Diagram

Plug: MC 1,5/5-ST(F)-3,81(3,5)
Header: MC(V) 1,5/5-G(F)-3,81(3,5)



Diagram

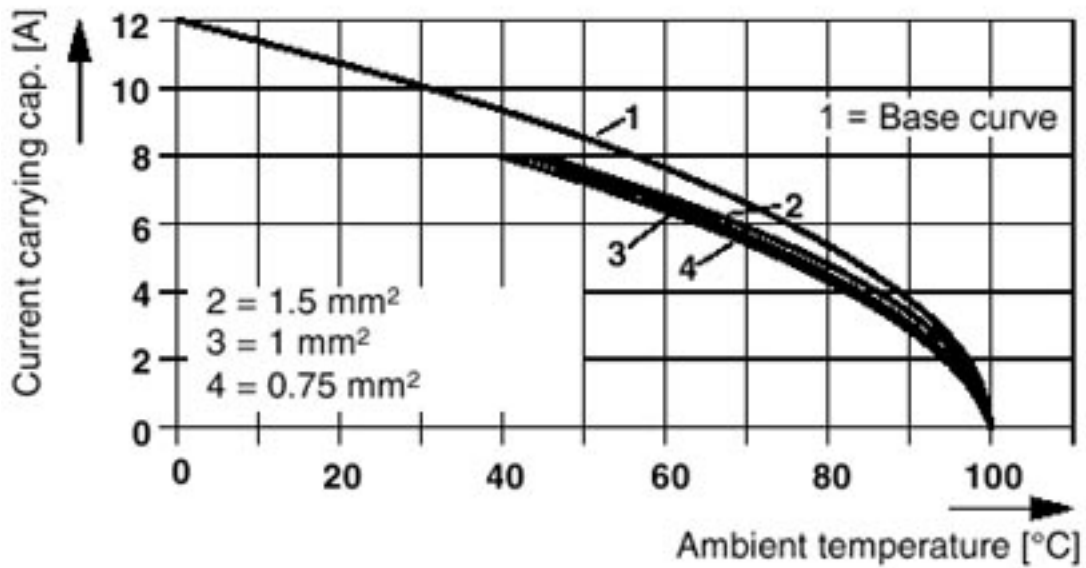
Plug: FRONT-MC 1,5/5-ST(F)-3,81(3,5)
Header: MC(V) 1,5/5-G(F)-3,81(3,5)



Base strip - MC 1,5/ 5-GF-3,81 - 1827897

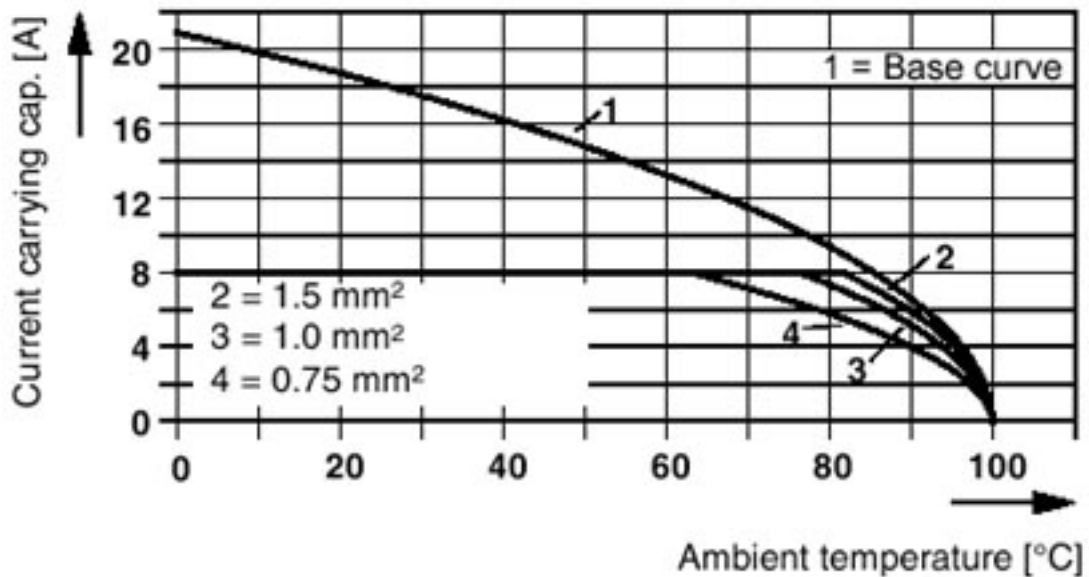
Diagram

Plug: MCVR(W) 1,5/5-ST(F)-3,81(3,5)
Header: MC(V) 1,5/5-G(F)-3,81(3,5)



Diagram

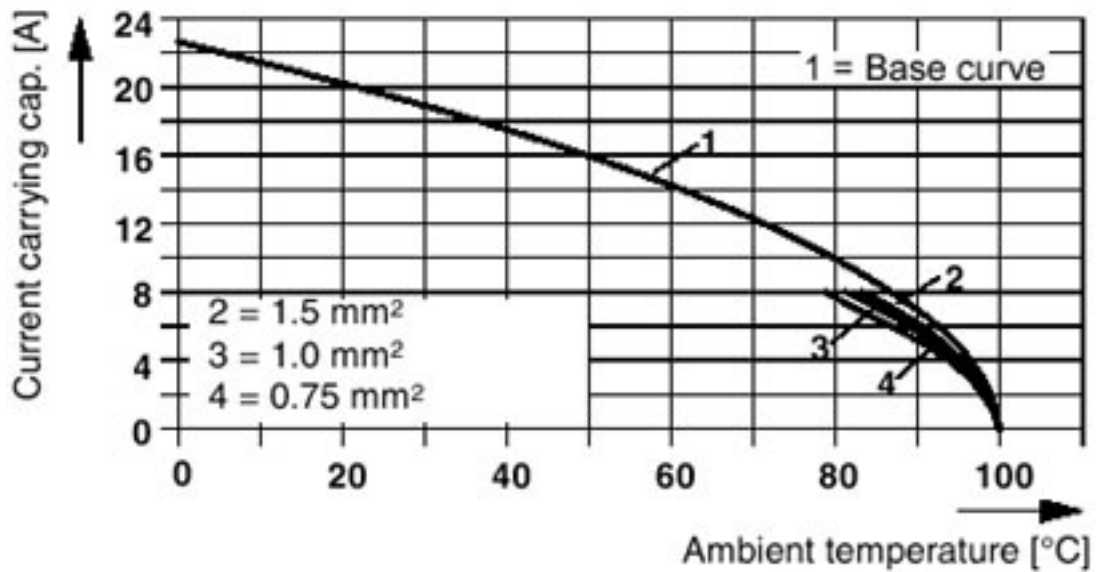
Plug: IMC 1,5/5-ST(F)-3,81
Header: MC(V) 1,5/5-G(F)-3,81



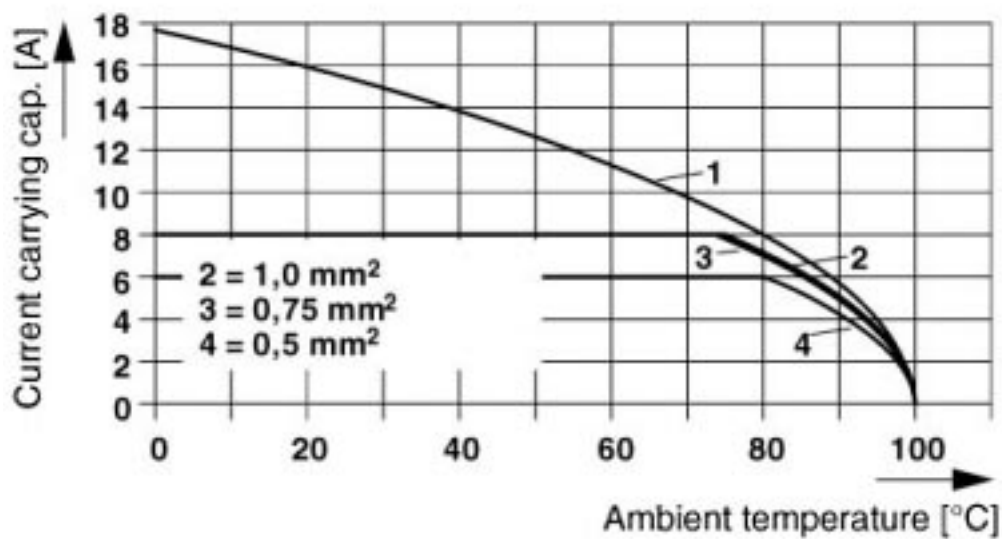
Base strip - MC 1,5/ 5-GF-3,81 - 1827897

Diagram

Plug: FK-MCP 1,5/5-ST(F)-3,81
Header: MC(V) 1,5/5-G(F)-3,81



Diagram



Mouser Electronics

Authorized Distributor

Click to View Pricing, Inventory, Delivery & Lifecycle Information:

[Phoenix Contact:](#)

[1827897](#)