
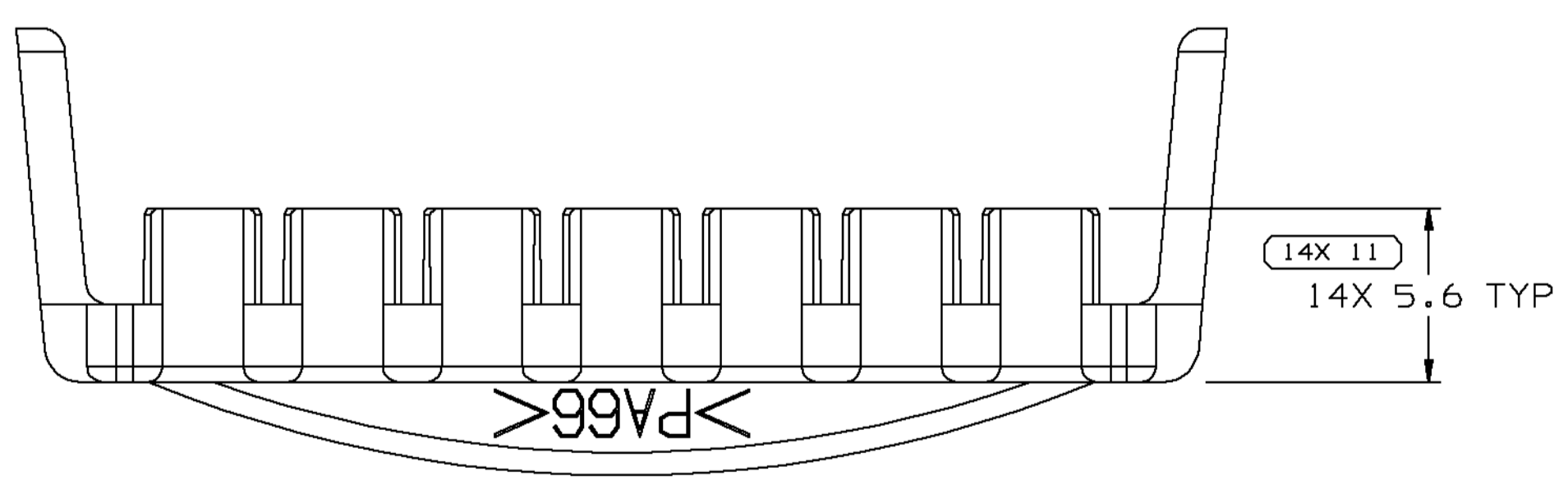
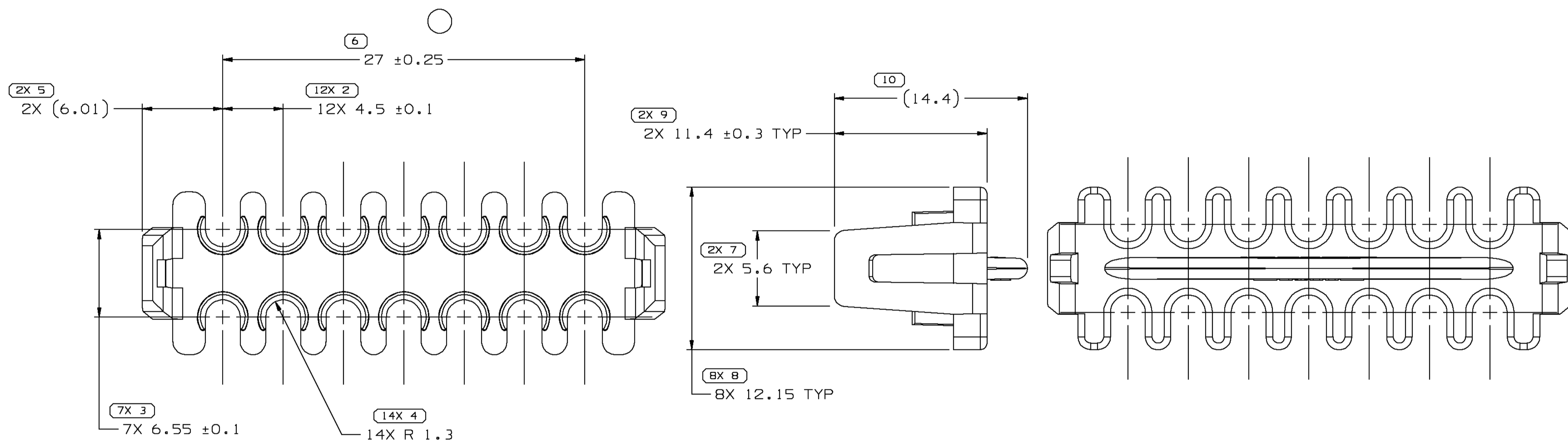
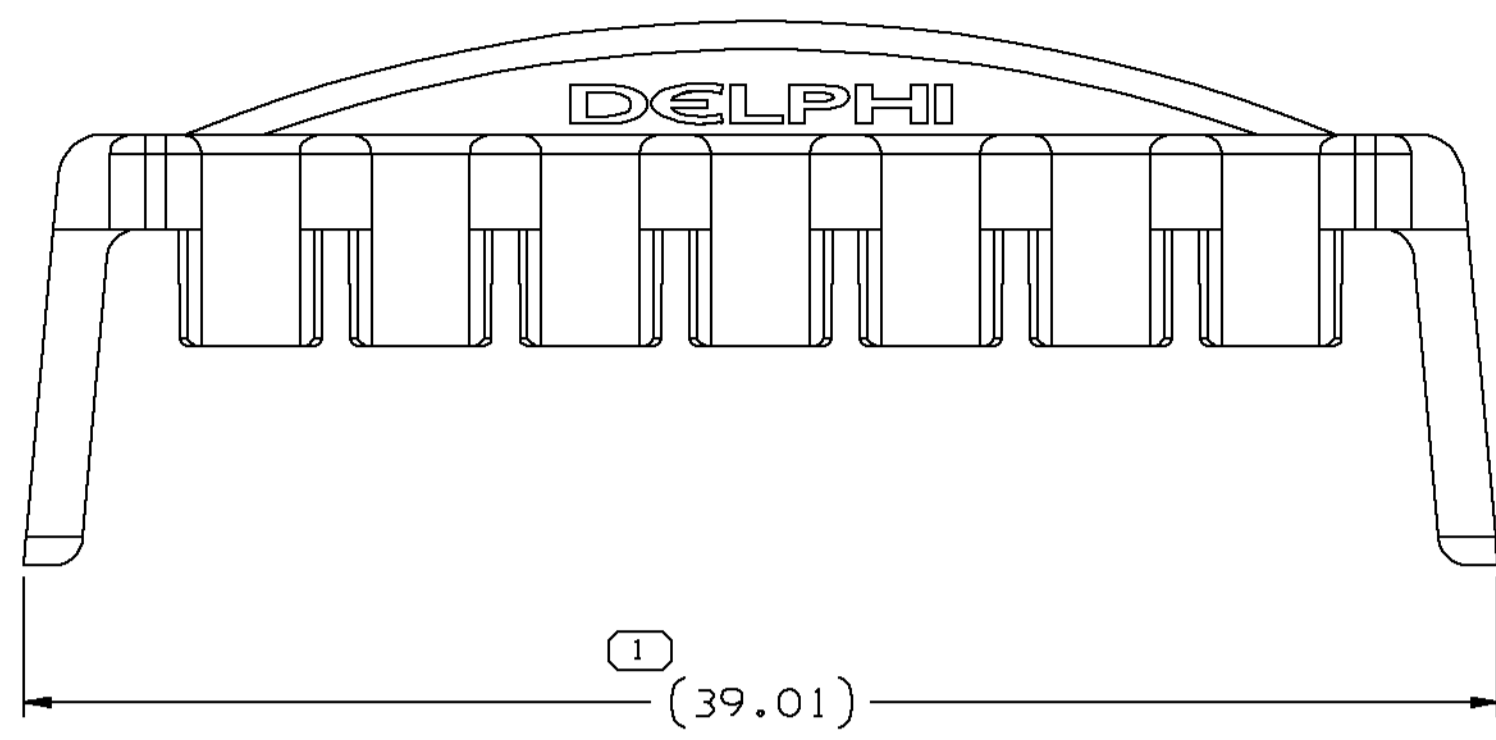


SYMBOL DEFINITION	
A DIMENSION WITHOUT AN INSPECTION REPORT SYMBOL  DOES NOT REQUIRE INSPECTION. IT MAY BE CONTROLLED ON THE INDIVIDUAL COMPONENT DRAWING.	TOTAL NO OF INSPECTIONS REQUIRED
	64
	LAST NO. USED
	11

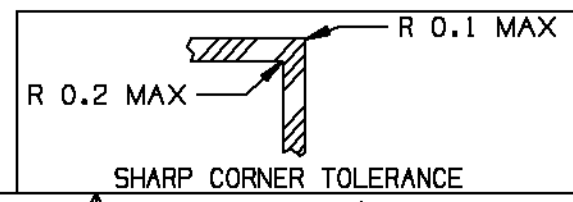
MISSING SYMBOLS	DWG STATUS					ZONE	REVISION HISTORY	AUTH	DR	APVD 1	APVD 2
	DATE	STG	REV	N/P	CHG						
NO MISSING SYMBOL NUMBER	26AP02	R	01	AA	-		CLEARED REV COL & REVISED TOLERANCES - 3PLCS	224659	CJC	CJC	JM



- NOTES
- UNLESS OTHERWISE SPECIFIED AND/OR INDICATED: DIMENSIONS ARE TO FACE OF VIEW SHOWN AND AUTOMATICALLY ROUNDED BY COMPUTER FOR INSPECTION (SEE MATH MODEL FOR PRECISE DIMENSIONS). FOR ALL OTHER DIMENSIONS NOT SHOWN BUT REQUIRED FOR TOOL BUILD, SEE MATH MODEL FOR PRECISE TOOL PATH DATA.
  - MATERIAL RECYCLING CODE >PA66< PER SAE J1344. (1.5)X(0.1) RAISED CHARACTERS AS SHOWN TO BE LOCATED ON ANY EXTERIOR SURFACE. OPTIONAL CONSTRUCTION TO BE NO MATERIAL RECYCLING CODE.
  - THIS PART IS NOT CONTROLLED FOR AUTOMATIC FEEDING.
  - MATING COMPONENTS OR EQUIVALENT: ASM CONNECTOR 15326856, 15326861
  - (1)X(0.1) RAISED DELPHI CORPORATE BRAND TO BE LOCATED ON ANY EXTERIOR SURFACE, PREFERABLY VISIBLE AT FINAL ASSEMBLY. OPTIONAL CONSTRUCTION TO BE "PED" OR NO LOGO.

(11) PROCESS SENSITIVE DIMENSION

DIMENSIONS ENCLOSED IN ( ) INDICATE REFERENCE DIMENSIONS AND NO TOLERANCE LIMITS ARE ESTABLISHED



DIMENSIONAL RANGE (MM)	TOLERANCE UNLESS OTHERWISE SPECIFIED						
	FROM	> 0	> 20	> 30	> 70	> 100	> 150
TO	20	30	70	100	150	200	250
	±0.15	±0.2	±0.3	±0.4	±0.5	±0.6	±0.8
	ANGULAR TOLERANCE ±2°						

DWG TYPE		PART DRAWING	
STYLE			
VOLUME (CM <sup>3</sup> )	DISTR CODE		
1.086	D		
ROUTING		6900	
UNLESS OTHERWISE SPECIFIED			
THIS DOCUMENT IS IN ACCORDANCE WITH ASME Y14.5M-1994 AS AMENDED BY THE GM GLOBAL DIMENSIONING AND TOLERANCING ADDENDUM - 1997. ALL GEOMETRIC TOLERANCES AND RELATED DATUMS APPLY PER SAE EIA-187-A (PERFECT FORM AT MMC) DOES NOT APPLY WHEN RELATIONSHIP BETWEEN FEATURES IS ESTABLISHED BY ORIENTATION OR LOCATION TOLERANCES. SEPARATE POSITION CALLOUTS MAY BE GAGED SEPARATELY, REGARDLESS OF DATUM REFERENCE.			
REFERENCE			
THIRD ANGLE PROJECTION		DO NOT SCALE	
USE MATH DATA		UNIGRAPHICS	

<b>DELPHI</b>	
DELPHI PACKARD ELECTRIC SYSTEMS WARREN, OH	
DR	DATE
APVD1 E.A. CACHO	06MRO2
APVD2 G.G. IZQUIERDO	07MRO2
APVD3 J.S. MENDENHALL	08MRO2
APVD4	
APVD5	
SUBSTANCES OF CONCERN AND RECYCLED CONTENT PER DELPHI-A 10949001	
MATERIAL M3592009 PA66 HS 1M PPL	
DRAWING NAME TPA 14W GT 150 SLD	
DRAWING NUMBER 15430904	
SIZE A1	SCALE 5:1
FRAME NO 1 OF 1	SHEET NO 1 OF 1
STG R	REV 01
N/P AA	

# Mouser Electronics

Authorized Distributor

Click to View Pricing, Inventory, Delivery & Lifecycle Information:

[Aptiv:](#)

[15430904](#)