


Features:

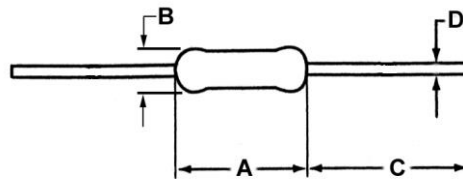
- Specialized materials, processes and controls ensure a part that is impervious to moisture
- Small size with high power density
- Auto sequencing / insertion capable
- Low cost replacement in many applications using metal glaze resistors
- RoHS compliant, lead free and halogen free



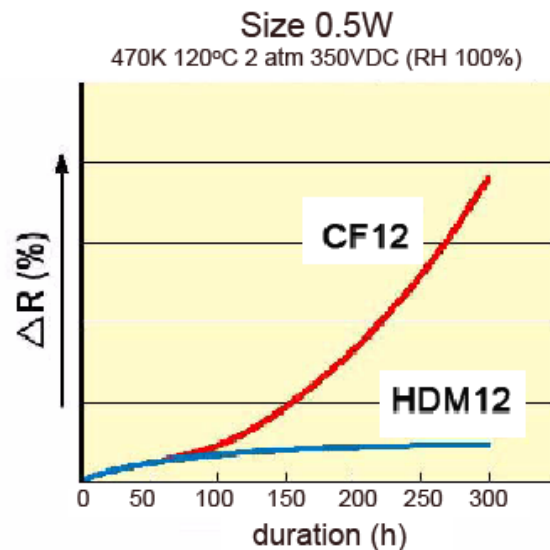
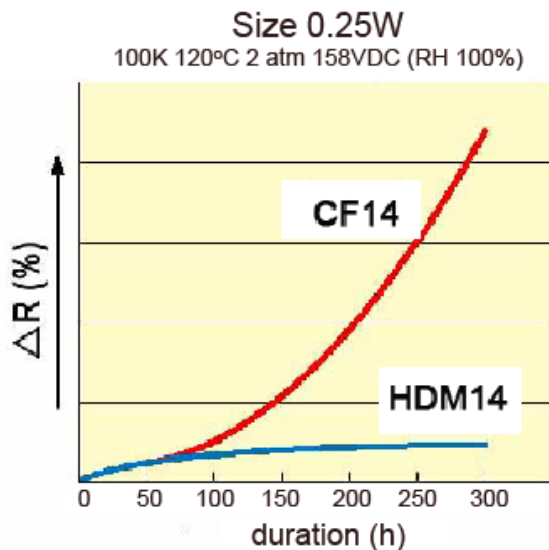
Electrical Specifications				
Type / Code	Power Rating (Watts) @ 70°C	Maximum Working Voltage ⁽¹⁾	Maximum Overload Voltage	Ohmic Range (Ω) and Tolerance
				1%, 2%, 5%
HDM14	0.25 W	300 V	600 V	1 - 2.2 M
HDM12	0.5 W	350 V	700 V	

(1) Lesser of \sqrt{PR} or maximum working voltage.

Mechanical Specifications



Type / Code	A Body Length	B Body Diameter	C Lead Length (Bulk)	D Lead Diameter	Unit
HDM14	0.126 +0.008 / -0	0.071 ± 0.008	1.102 ± 0.118	0.018 ± 0.002	inches
	3.20 +0.20 / -0	1.80 ± 0.20	28.00 ± 3.00	0.45 ± 0.05	mm
HDM12	0.236 ± 0.012	0.094 ± 0.008	1.102 ± 0.118	0.024 ± 0.001	inches
	6.00 ± 0.30	2.40 ± 0.20	28.00 ± 3.00	0.60 ± 0.02	mm



Performance Characteristics		
Test	Performance or Quality Acceptance	Test Condition and Method
TCR - Temperature Coefficient of Resistance	R < 100 K Ω: -500 ~ +350 ppm/°C 100 K Ω ≤ R < 1 M Ω: -700 ~ 0 ppm/°C R ≥ 1 M Ω: -1500 ~ 0 ppm/°C	Measure resistance (R ₀) at room temperature (t), after that, measure again the resistance (R) at 100 °C higher than room temperature. $TCR = \frac{R - R_0}{R_0} \times \frac{10^6}{(t + 100) - t} \text{ (ppm/°C)}$
Overload (Short Time)	Change of resistance ≤ ± (0.75% + 0.05 Ω)	Apply the 2.5 times rated voltage or max overload voltage whichever is lower for 5 seconds and leave in room temperature for one hour after test.
Damp heat (Steady State)	Change of resistance R < 100 K Ω: ≤ ± (3% + 0.05 Ω) R ≥ 100 K Ω: ≤ ± (5% + 0.05 Ω)	In the chamber having temperature 40 ± 2 °C and relative humidity 93 ± 3%, apply one percent of the power rating, 1.5 hour ON, 0.5 hour OFF for 1000 hours and leave in room temperature for one hour after test.
Load Life	Change of resistance R < 100 K Ω: ≤ ± (2% + 0.05 Ω) R ≥ 100 K Ω: ≤ ± (3% + 0.05 Ω)	At 70 ± 2 °C, apply rated DC voltage 1.5 hour ON, 0.5 hour OFF for 1000 hours and leave in room temperature for one hour after test.
Pressure Cooker Bias Test	Change of resistance ≤ ± (20% + 0.05 Ω)	121 °C, 2 atm, 98 - 100% R.H. Apply the rated DC voltage for 100 hours.

Reference standards: JIS C5201-1, IEC60115-1

RoHS Compliance

Stackpole Electronics has joined the worldwide effort to reduce the amount of lead in electronic components and to meet the various regulatory requirements now prevalent, such as the European Union's directive regarding "Restrictions on Hazardous Substances" (RoHS 3). As part of this ongoing program, we periodically update this document with the status regarding the availability of our compliant components. All our standard part numbers are compliant to EU Directive 2011/65/EU of the European Parliament as amended by Directive (EU) 2015/863/EU as regards the list of restricted substances.

RoHS Compliance Status						
Standard Product Series	Description	Package / Termination Type	Standard Series RoHS Compliant	Lead-Free Termination Composition	Lead-Free Mfg. Effective Date (Std Product Series)	Lead-Free Effective Date Code (YY/WW)
HDM	Moisture Resistant Carbon Film Leaded Resistor	Axial	YES	100% Matte Sn	Always	Always

"Conflict Metals" Commitment

We at Stackpole Electronics, Inc. are joined with our industry in opposing the use of metals mined in the "conflict region" of the eastern Democratic Republic of the Congo (DRC) in our products. Recognizing that the supply chain for metals used in the electronics industry is very complex, we work closely with our own suppliers to verify to the extent possible that the materials and products we supply do not contain metals sourced from this conflict region. As such, we are in compliance with the requirements of Dodd-Frank Act regarding Conflict Minerals.

Compliance to “REACH”

We certify that all passive components supplied by Stackpole Electronics, Inc. are SVHC (Substances of Very High Concern) free and compliant with the requirements of EU Directive 1907/2006/EC, “The Registration, Evaluation, Authorization and Restriction of Chemicals”, otherwise referred to as REACH. Contact us for complete list of REACH Substance Candidate List.

Environmental Policy

It is the policy of Stackpole Electronics, Inc. (SEI) to protect the environment in all localities in which we operate. We continually strive to improve our effect on the environment. We observe all applicable laws and regulations regarding the protection of our environment and all requests related to the environment to which we have agreed. We are committed to the prevention of all forms of pollution.

How to Order

1	2	3	4	5	6	7	8	9	10	11
H	D	M	1	2	J	T	4	K	7	0

Product Series		Power Rating		Tolerance			Code	Description	Size	Quantity	Resistance Value
Code	Description	Code	Power	Code	Tol	Value	T	Tape and Reel	All Sizes	5000	Four characters with the multiplier used as the decimal holder. 1 ohm = 1R00 10 Kohm = 10K0 2.2 Mohm = 2M20
HDM	Moisture Resistant Carbon Film	14	0.25 W	F	1%	E24	A	Ammo	All Sizes	5000	
		12	0.5 W	G	2%		B	Bulk	14	2000	
				J	5%				12	1000	