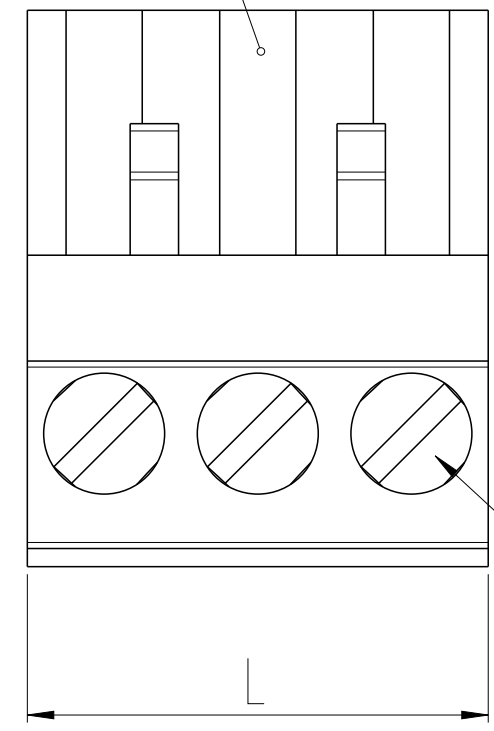


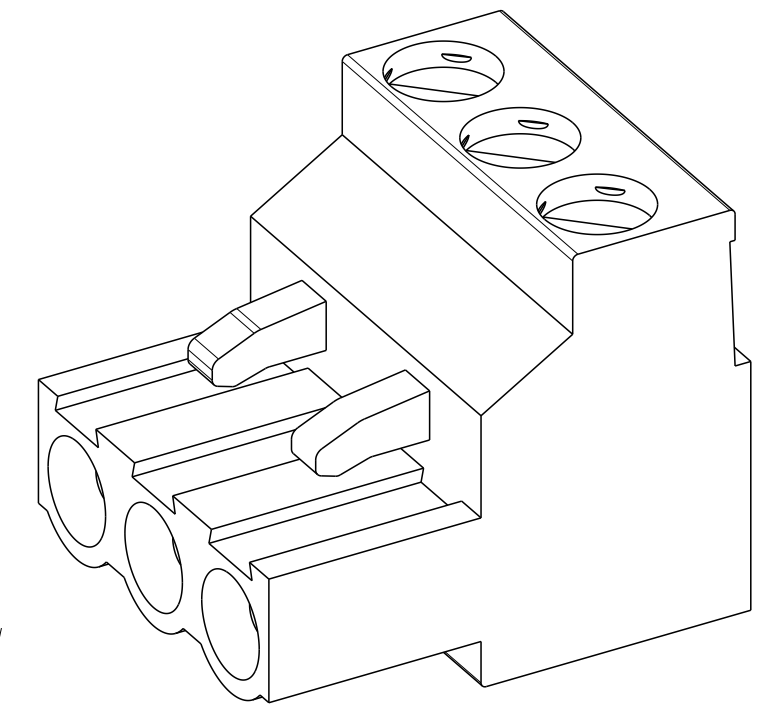
THIS DRAWING IS UNPUBLISHED. RELEASED FOR PUBLICATION 20  
 © COPYRIGHT 20 BY - ALL RIGHTS RESERVED.

REVISIONS					
P	LTR	DESCRIPTION	DATE	DWN	APVD
	D7	PN 6-2 TO 6-9 ADDED	23MAR2018	RK	PS

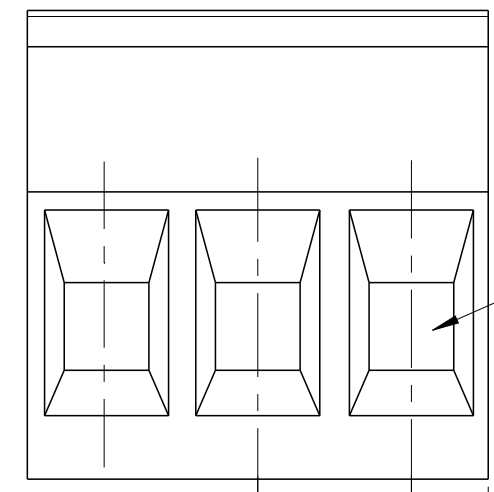
POLARIZATION KEY SLOT



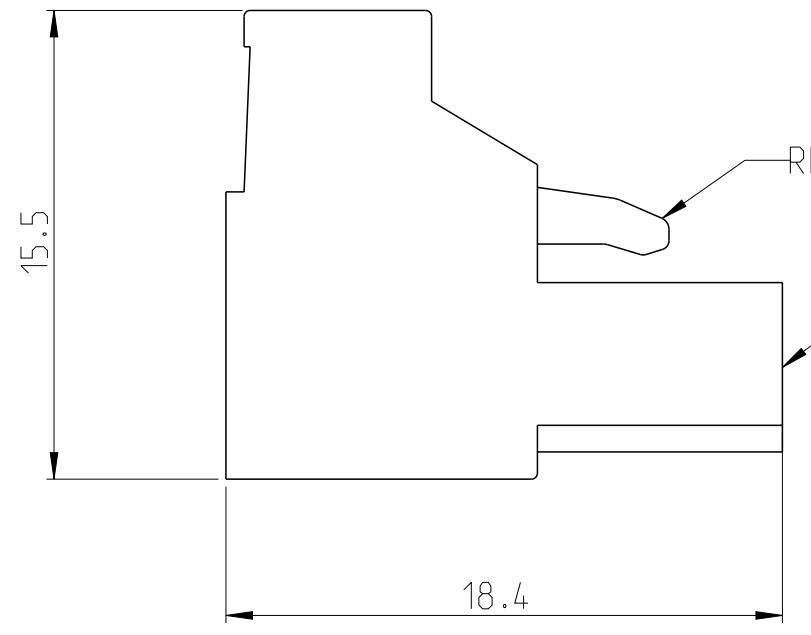
CLAMPING SCREW



1546108-3 AS SHOWN



WIRE ENTRY



RETENTION LATCH

MATING FACE

10	PRELIMINARY	BLACK	DETAIL N	TIN	30.48±0.20	6	6-1546108-9
		GREEN	DETAIL M	TIN	15.24±0.15	3	6-1546108-8
		ORANGE	DETAIL M	TIN	15.24±0.15	3	6-1546108-7
		BLACK	DETAIL M	TIN	15.24±0.15	3	6-1546108-6
		BLACK	DETAIL N	TIN	25.40±0.20	5	6-1546108-5
		GREEN	DETAIL N	TIN	15.24±0.15	3	6-1546108-4
		ORANGE	DETAIL N	TIN	15.24±0.15	3	6-1546108-3
		BLACK	DETAIL N	TIN	15.24±0.15	3	6-1546108-2
PRELIMINARY	GRAY	DETAIL H	TIN	55.88	11	6-1546108-1	
	GRAY	DETAIL H	TIN	45.72	9	5-1546108-9	
	GRAY	DETAIL H	TIN	30.48±0.20	6	5-1546108-6	
	GRAY	DETAIL H	TIN	20.32±0.15	4	5-1546108-4	
	GRAY	DETAIL H	TIN	15.24±0.15	3	5-1546108-3	
9	PRELIMINARY	GRAY	DETAIL H	TIN	10.16±0.15	2	5-1546108-2
		GRAY	DETAIL H	TIN	60.96	12	4-1546108-7
		GRAY	-	TIN	15.24±0.15	3	4-1546108-6
		GRAY	DETAIL K	TIN	40.64	8	4-1546108-5
PRELIMINARY	GRAY	DETAIL H	TIN	40.64	8	4-1546108-4	
	GRAY	DETAIL H	TIN	96.52±0.35	19	4-1546108-3	
	GRAY	DETAIL H	TIN	96.52±0.35	19	4-1546108-2	
PRELIMINARY	GRAY		.000030 GOLD	60.96±0.20	12	4-1546108-2	
PRELIMINARY	GRAY		.000030 GOLD	30.48±0.20	6	3-1546108-6	
PRELIMINARY	GRAY		.000030 GOLD	20.32±0.15	4	3-1546108-4	
PRELIMINARY	GRAY		.000030 GOLD	15.24±0.15	3	3-1546108-3	
OBSOLETE	GRAY		TIN	127.00±0.35	25	<del>2-1546108-5</del>	
	GRAY		TIN	121.92±0.35	24	<del>2-1546108-4</del>	
	GRAY		TIN	116.84±0.35	23	<del>2-1546108-3</del>	
	GRAY		TIN	111.76±0.35	22	<del>2-1546108-2</del>	
	GRAY		TIN	106.68±0.35	21	<del>2-1546108-1</del>	
	GRAY		TIN	101.60±0.35	20	<del>2-1546108-0</del>	
	GRAY		TIN	96.52±0.35	19	<del>1-1546108-9</del>	
	GRAY		TIN	91.44±0.30	18	<del>1-1546108-8</del>	
	GRAY		TIN	86.36±0.30	17	<del>1-1546108-7</del>	
	GRAY		TIN	81.28±0.30	16	<del>1-1546108-6</del>	
OBSOLETE	GRAY		TIN	76.20±0.30	15	<del>1-1546108-5</del>	
	GRAY		TIN	71.12	14	<del>1-1546108-4</del>	
	GRAY		TIN	66.04	13	<del>1-1546108-3</del>	
	GRAY		TIN	60.96	12	<del>1-1546108-2</del>	
	GRAY		TIN	55.88	11	<del>1-1546108-1</del>	
OBSOLETE	GRAY		TIN	50.80	10	<del>1-1546108-0</del>	
	GRAY		TIN	45.72	9	<del>1546108-9</del>	
	GRAY		TIN	40.64	8	<del>1546108-8</del>	
	GRAY		TIN	35.56±0.20	7	<del>1546108-7</del>	
OBSOLETE	GRAY		TIN	30.48±0.20	6	<del>1546108-6</del>	
	GRAY		TIN	25.40±0.20	5	<del>1546108-5</del>	
	GRAY		TIN	20.32±0.15	4	<del>1546108-4</del>	
OBSOLETE	GRAY		TIN	15.24±0.15	3	<del>1546108-3</del>	
	GRAY		TIN	10.16±0.15	2	<del>1546108-2</del>	

COLOR	MARKING STYLE	CONTACT FINISH	L	NO OF POSN	PART NUMBER
-------	---------------	----------------	---	------------	-------------

THIS DRAWING IS A CONTROLLED DOCUMENT. DWN S.WELDON 11SEP2002  
 CHK C.RICHARD 11SEP2002  
 APVD C.RICHARD 11SEP2002

**STE** TE Connectivity

NAME: TERMINAL BLOCK, PLUG, STACKING, 5.08mm PITCH

SIZE: A2 CAGE CODE: 00779 DRAWING NO: 1546108 RESTRICTED TO: -

MATERIAL: SEE NOTES TOLERANCES UNLESS OTHERWISE SPECIFIED: SEE NOTES

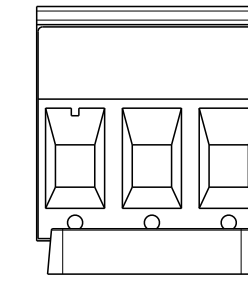


0 PLC ±0.3  
 1 PLC ±0.25  
 2 PLC ±0.25  
 3 PLC ±0.25  
 4 PLC ±0.25  
 ANGLES ±2  
 FINISH

APVD C.RICHARD 11SEP2002  
 PRODUCT SPEC: -  
 APPLICATION SPEC: -  
 WEIGHT: -

CUSTOMER DRAWING SCALE: 2:1 SHEET: 1 OF 2 REV: D7

THIS DRAWING IS UNPUBLISHED. RELEASED FOR PUBLICATION 20  
 © COPYRIGHT 20 BY - ALL RIGHTS RESERVED.

REVISIONS					
P	LTR	DESCRIPTION	DATE	DWN	APVD
-	-	SEE SHEET 1	-	-	-



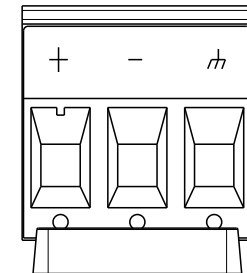
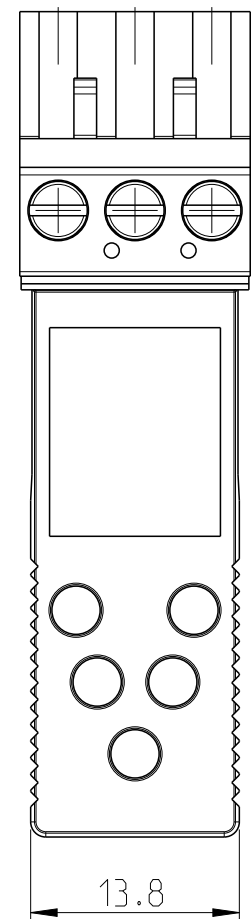
DETAIL H  
 SCALE 2:1  
 (PN 4-1546108-3, 4-1546108-4, 4-1546108-6, 4-1546108-7,  
 5-1546108-2, 5-1546108-3, 5-1546108-4, 5-1546108-6, 5-1546108-9)

DETAIL K  
 SCALE 2:1  
 (PN 4-1546108-5)

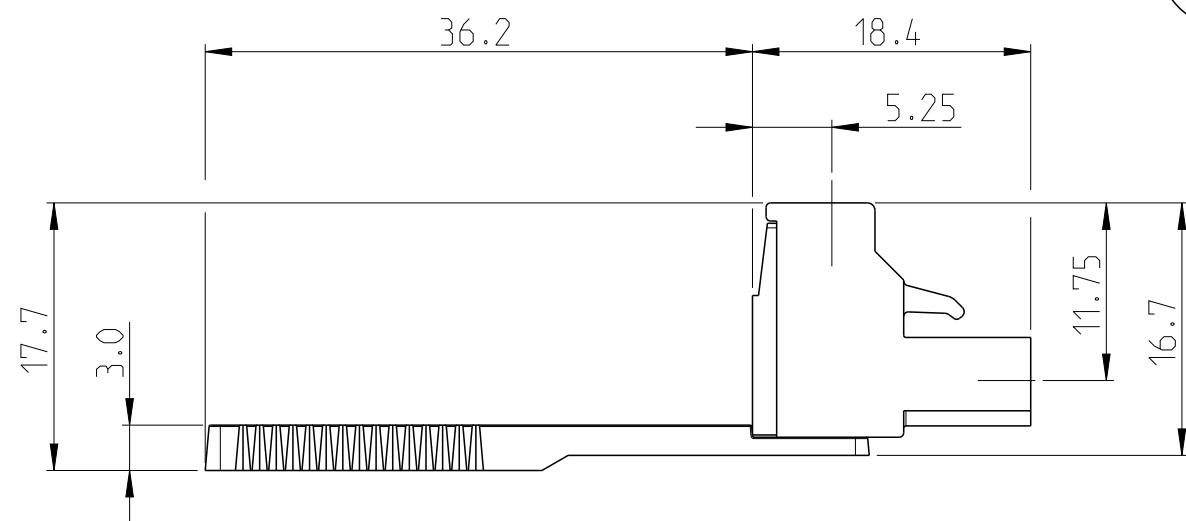
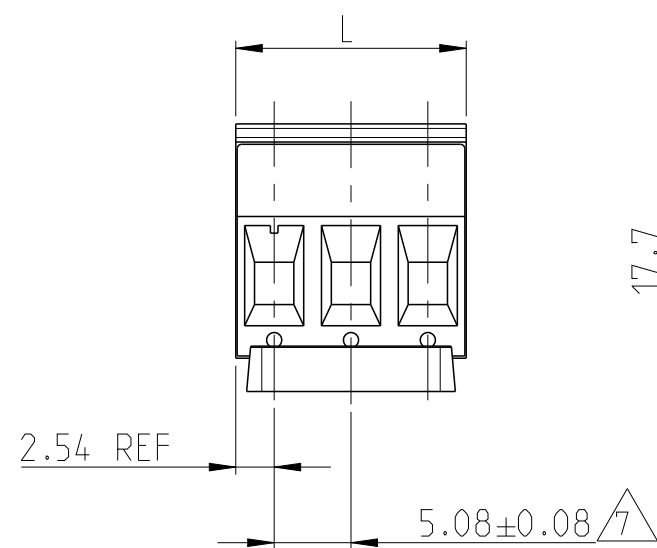
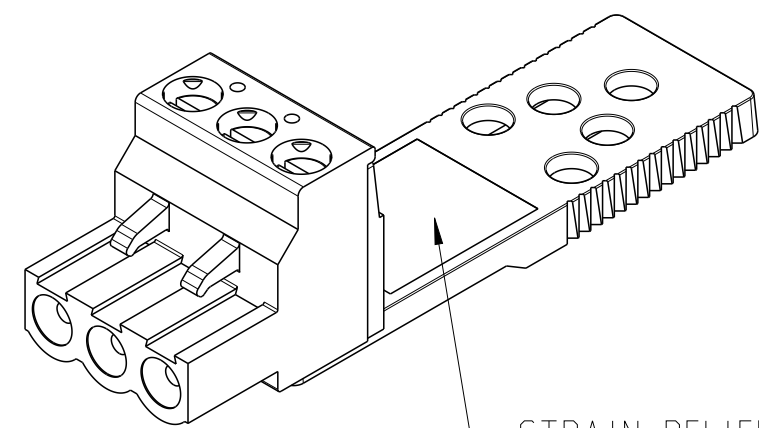
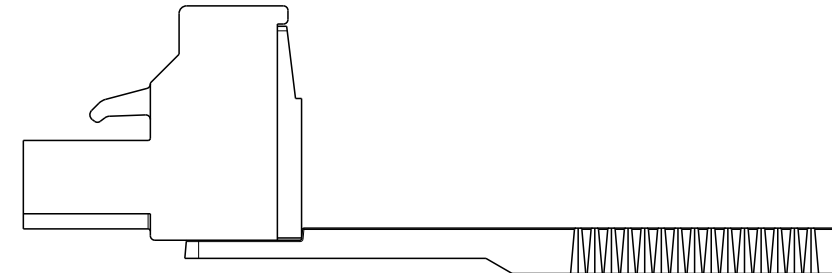
DETAIL N  
 SCALE 2:1  
 (PN 6-1546108-3, 6-1546108-4, 6-1546108-5, 6-1546108-9)

NOTES:

- MATERIALS AND FINISH:  
 HOUSING: PA 6-6, UL 94-V0.  
 CLAMP: BRASS, NICKEL PLATED.  
 CONTACT SPRING: PHOSPHOR BRONZE, FINISH: SEE TABLE.  
 CLAMPING SCREW: M3, BRASS, NICKEL PLATED.
- MECHANICAL  
 MAX. INSERTION FORCE PER POLE : 3.0 N  
 MIN. WITHDRAWAL FORCE PER POLE : 1.5 N  
 WIRE STRIPPING LENGTH : 6.0-7.5 mm  
 RECOMMENDED TIGHTENING TORQUE FOR SCREW : 0.5 Nm.
- ELECTRICAL  
 WIRE RANGE : 12-30 AWG  
 MAX. VOLTAGE : 300 V  
 MAX CURRENT : 15 A  
 CONTACT RESISTANCE : <15 m Ohm  
 INSULATION RESISTANCE : >1000 M Ohm (500V DC)
- END-TO-END STACKABLE WITHOUT LOSS OF CENTERLINE SPACING.
- RECOGNIZED UNDER THE COMPONENT PROGRAM OF UNDERWRITERS LABORATORIES INC. FILE NO E60677.
- OPERATING TEMPERATURE RANGE: -40 °C TO +110 °C
- NOT CUMULATIVE TOLERANCE
- INK MARKING: BLACK COLOR.  
 NUMERICAL SEQUENCE FROM LEFT TO RIGHT.
- WITHOUT RETENTION LATCHES.
- WITH STRAIN RELIEF



DETAIL M  
 SCALE 2:1  
 (PN 6-1546108-6, 6-1546108-7, 6-1546108-8)



6-1546108-2  
 SCALE 2:1

THIS DRAWING IS A CONTROLLED DOCUMENT.		DWN S. WELDON 11SEP2002	TE Connectivity		
DIMENSIONS: mm		CHK C. RICHARD 11SEP2002			
TOLERANCES UNLESS OTHERWISE SPECIFIED:		APVD C. RICHARD 11SEP2002	NAME TERMINAL BLOCK, PLUG, STACKING, 5.08mm PITCH		
0 PLC ± 1 PLC ±0.3 2 PLC ±0.25 3 PLC ± 4 PLC ± ANGLES ±2 FINISH		PRODUCT SPEC -	SIZE A2	CAGE CODE 00779	DRAWING NO C-1546108
MATERIAL SEE NOTES		APPLICATION SPEC -	RESTRICTED TO -	SCALE 2:1	SHEET 2 OF 2
WEIGHT -		CUSTOMER DRAWING	REV 07		

# Mouser Electronics

Authorized Distributor

Click to View Pricing, Inventory, Delivery & Lifecycle Information:

[TE Connectivity:](#)

[1546108-6](#)