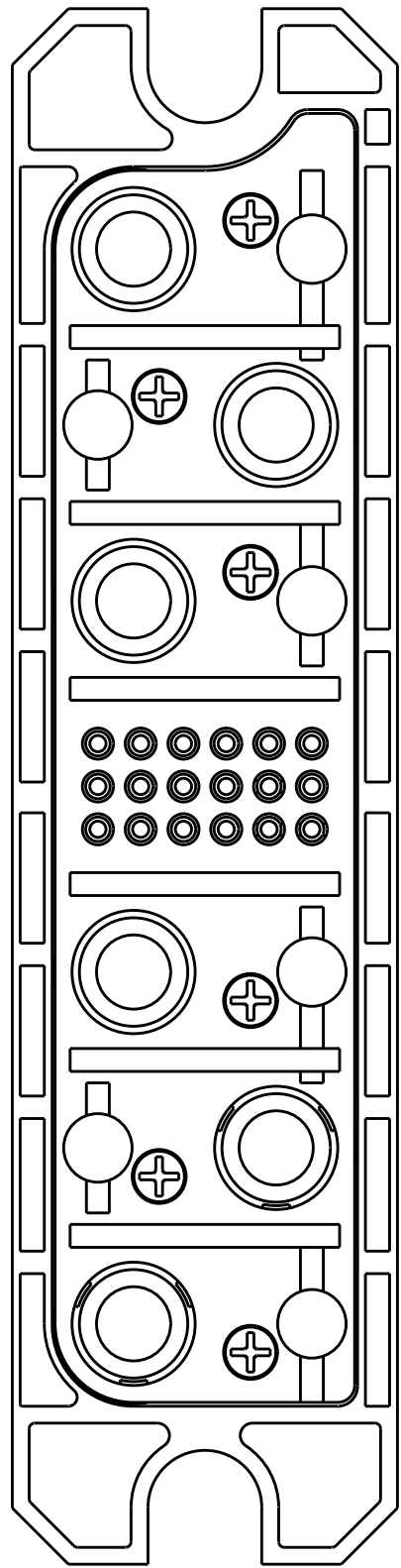
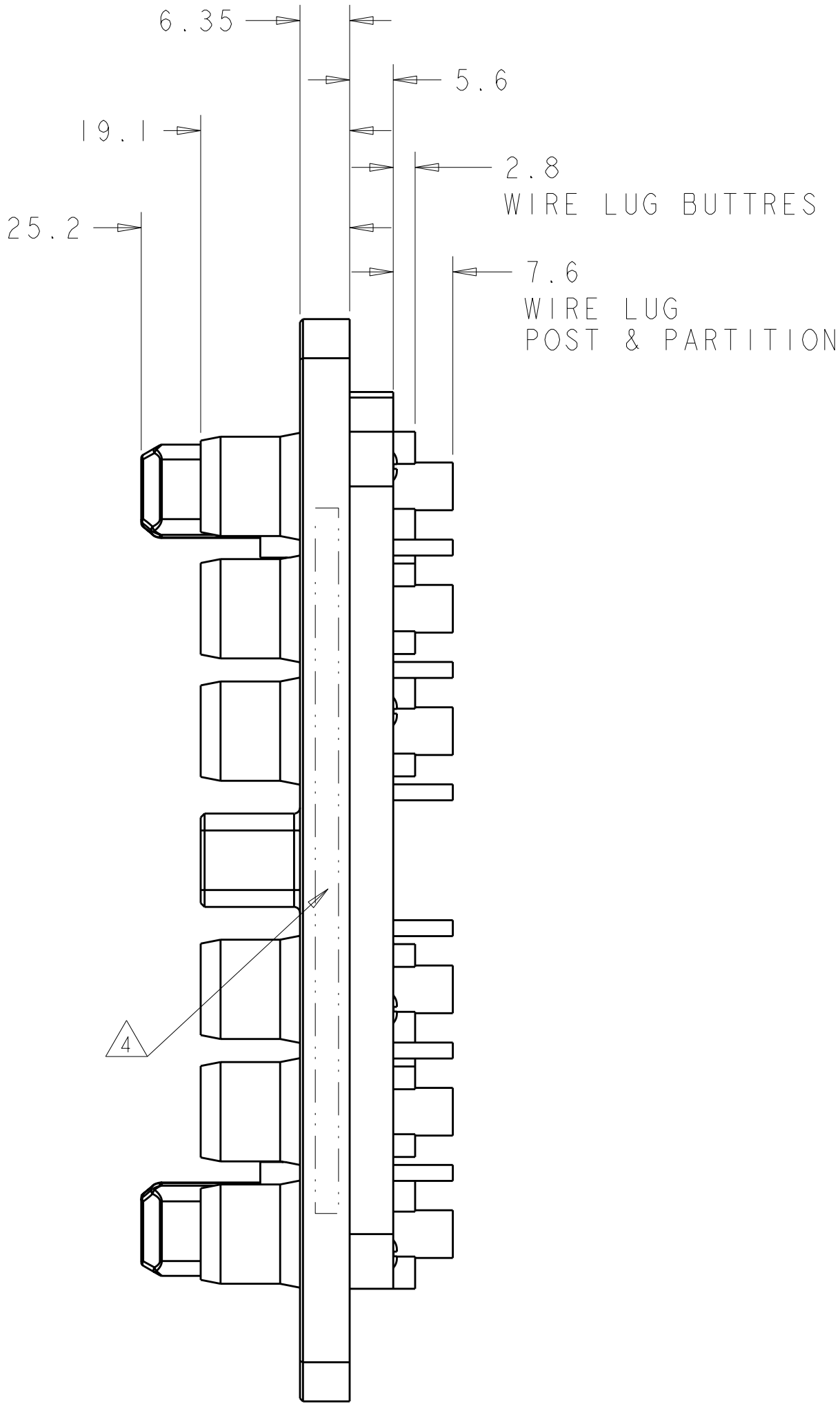
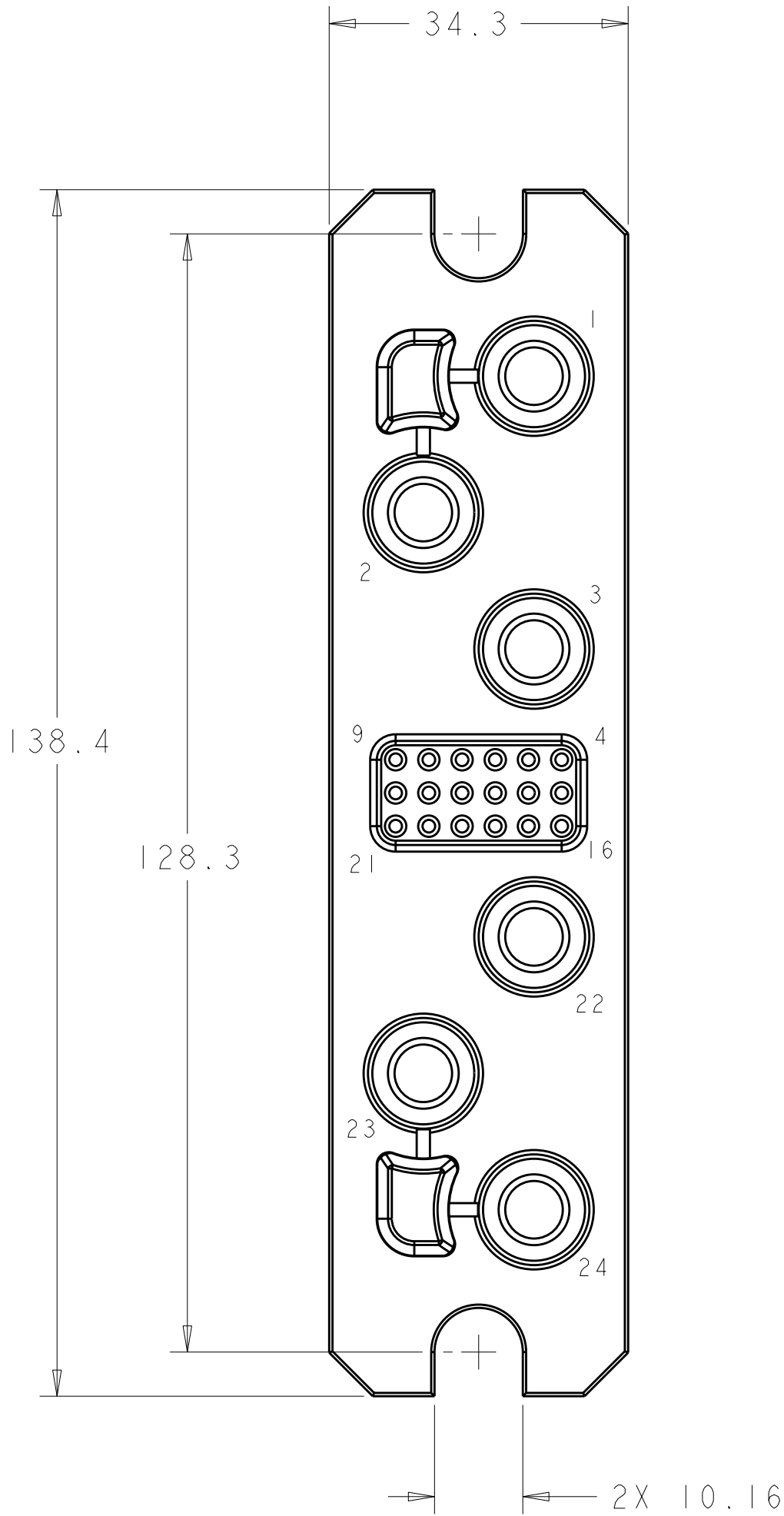


| LOC | DIST | REVISIONS |     |             |           |     |      |
|-----|------|-----------|-----|-------------|-----------|-----|------|
| GP  | 00   | P         | LTR | DESCRIPTION | DATE      | DWN | APVD |
|     |      |           | A   | RELEASED    | 09OCT2008 | RG  | DO   |
|     |      |           |     |             |           |     |      |
|     |      |           |     |             |           |     |      |
|     |      |           |     |             |           |     |      |



BOTTOM VIEW

SOCKET CONTACT (B)  
#4 GAGE

SOCKET CONTACT (C)  
#20 GAGE

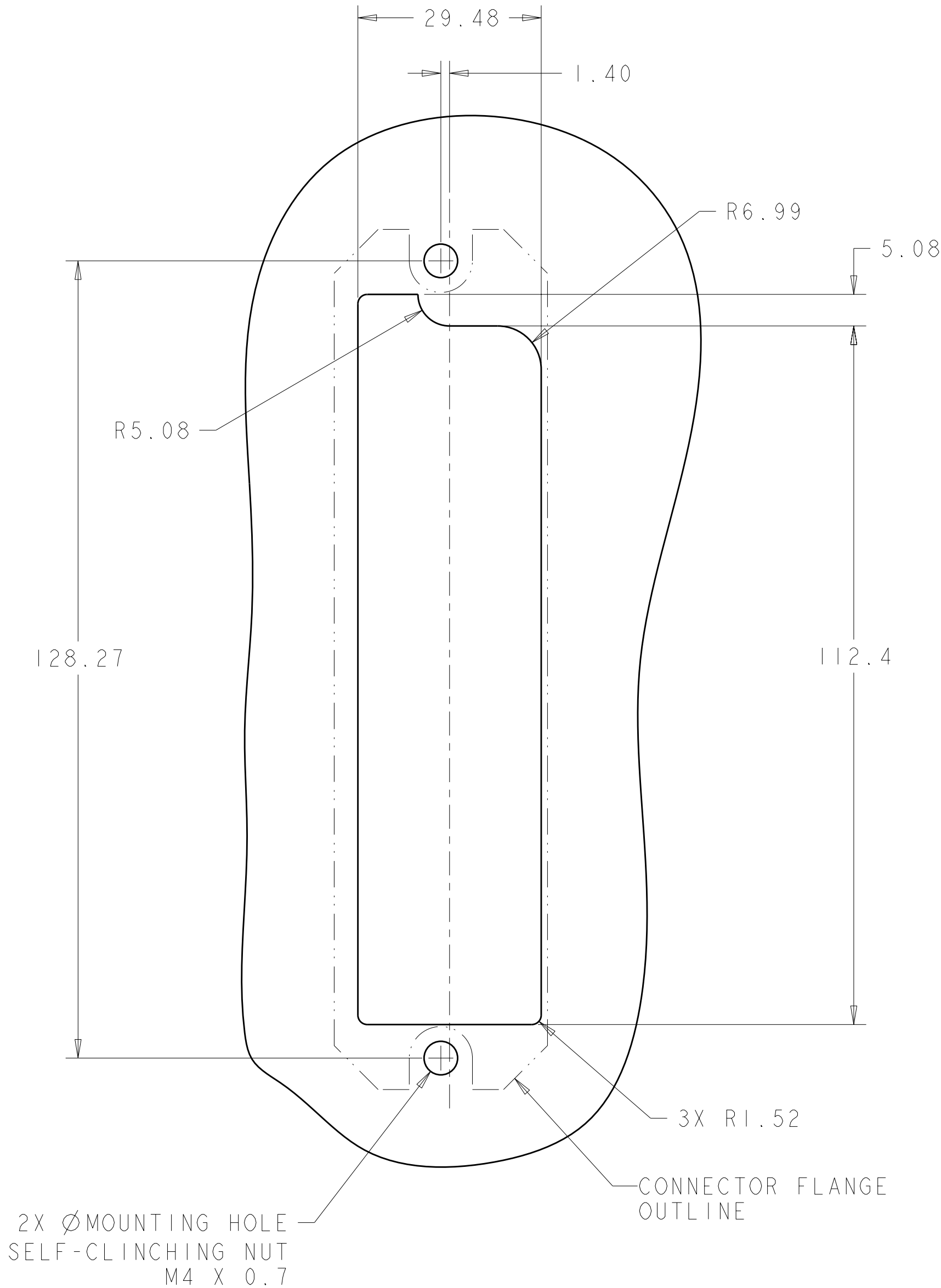
SOCKET CONTACT (B)  
#4 GAGE

ELCON

CUSTOM DRAWER

|                                                                                                                                                                                           |  |                                                                 |                                  |                                                               |                         |                    |
|-------------------------------------------------------------------------------------------------------------------------------------------------------------------------------------------|--|-----------------------------------------------------------------|----------------------------------|---------------------------------------------------------------|-------------------------|--------------------|
| THIS DRAWING IS A CONTROLLED DOCUMENT FOR TYCO ELECTRONICS CORPORATION. IT IS SUBJECT TO CHANGE AND THE CONTROLLING ENGINEERING ORGANIZATION SHOULD BE CONTACTED FOR THE LATEST REVISION. |  | DWN<br>R. GRZYBOWSKI<br>CHK<br>D. ORRIS<br>APVD<br>M. PERCHERKE | 10SEPT08<br>10SEPT08<br>10SEPT08 | Tyco Electronics<br>Harrisburg, PA 17105-3608                 |                         |                    |
| DIMENSIONS:<br>mm                                                                                                                                                                         |  | TOLERANCES UNLESS OTHERWISE SPECIFIED:                          |                                  | NAME<br>SOCKET CONNECTOR ASSEMBLY<br>6PS18<br>CUSTOMER DRAWER |                         |                    |
| 0 PLC ±<br>1 PLC ±0.5<br>2 PLC ±0.25<br>3 PLC ±<br>4 PLC ±<br>ANGLES ±2<br>FINISH                                                                                                         |  | PRODUCT SPEC<br>APPLICATION SPEC<br>WEIGHT<br>CUSTOMER DRAWING  |                                  | SIZE<br>A200779                                               | DRAWING NO<br>C-1926993 | RESTRICTED TO<br>- |
| -                                                                                                                                                                                         |  | -                                                               |                                  | SCALE<br>1:1                                                  | SHEET<br>1 OF 2         | REV<br>A           |

| LOC | DIST | REVISIONS |     |             |      |     |      |
|-----|------|-----------|-----|-------------|------|-----|------|
| GP  | 00   | P         | LTR | DESCRIPTION | DATE | DWN | APVD |
|     |      |           | -   | SEE SHEET 1 | -    | -   | -    |
|     |      |           |     |             |      |     |      |
|     |      |           |     |             |      |     |      |
|     |      |           |     |             |      |     |      |



1. PART NUMBER CHANGES AND OR DESIGN CHANGES AFFECTING THE INTERCHANGEABILITY REQUIRE PRIOR TYCO ELECTRONICS APPROVAL AND AUTHORIZATION BY REVISION TO THIS DRAWING.
2. MATERIAL:  
INSULATOR: THERMOPLASTIC, GLASS REINFORCED, FLAMMABILITY RATED, COLOR: BLACK  
CONTACT: COPPER  
RETENTION CLIPS: BERYLLIUM COPPER OR STAINLESS STEEL  
SHOULDER SCREW: STAINLESS STEEL  
CROWN BAND: BERYLLIUM COPPER
3. FINISH:  
CONTACT SIZE #20: GOLD PLATE 0.254µm MIN THK. OVER NICKEL 1.27µm MIN THK.  
CONTACT SIZE #4 : SILVER PLATE 5.08µm OVER NICKEL 1.27µm MIN THK.  
CROWN BAND: GOLD PLATE 0.254µm MIN THK. OVER NICKEL 1.27µm MIN THK.

4. ITEMS PROVIDED TO THIS SPECIFICATION TO BE PERMANENTLY IDENTIFIED PER THE FOLLOWING IDENTIFIER:

YEAR] [WEEK

TYCO ELECTRONICS P/N DATE CODE (e.g. 0216)

XXXXXXX-X XXXX

5. CRIMP CONTACTS AND SHOULDER SCREW (ITEMS B,C AND D) ARE PACKAGED SEPARATELY AND PLACED IN THE BOX WITH THE CONNECTOR ASSEMBLY.

|   |    |           |                                  |      |
|---|----|-----------|----------------------------------|------|
| 5 | 2  | 1650589-1 | SCREW, SHOULDER, FLOAT, M4 X 0.7 | D    |
| 5 | 18 | 1648325-1 | CONTACT, SOCKET, SIZE #20, CRIMP | C    |
| 5 | 6  | 6648434-1 | CONTACT, SOCKET, SIZE #4, CRIMP  | B    |
|   | 1  | 6651810-2 | SOCKET HOUSING, SUBASSEMBLY      | A    |
|   | -1 | PART NO.  | DESCRIPTION                      | ITEM |

|                                                                                                                                                                                           |  |                                                                                                                             |                                  |                                                               |                        |
|-------------------------------------------------------------------------------------------------------------------------------------------------------------------------------------------|--|-----------------------------------------------------------------------------------------------------------------------------|----------------------------------|---------------------------------------------------------------|------------------------|
| THIS DRAWING IS A CONTROLLED DOCUMENT FOR TYCO ELECTRONICS CORPORATION. IT IS SUBJECT TO CHANGE AND THE CONTROLLING ENGINEERING ORGANIZATION SHOULD BE CONTACTED FOR THE LATEST REVISION. |  | DWN<br>R. GRZYBOWSKI<br>CHK<br>D. ORRIS<br>APVD<br>M. PERCHERKE                                                             | 10SEPT08<br>10SEPT08<br>10SEPT08 | Tyco Electronics<br>Harrisburg, PA 17105-3608                 |                        |
| DIMENSIONS:<br>mm                                                                                                                                                                         |  | TOLERANCES UNLESS OTHERWISE SPECIFIED:<br>0 PLC ±<br>1 PLC ±0.5<br>2 PLC ±0.25<br>3 PLC ±<br>4 PLC ±<br>ANGLES ±2<br>FINISH |                                  | NAME<br>SOCKET CONNECTOR ASSEMBLY<br>6PS18<br>CUSTOMER DRAWER |                        |
| MATERIAL<br>-                                                                                                                                                                             |  | WEIGHT<br>-                                                                                                                 |                                  | SIZE<br>A200779                                               | CAGE CODE<br>C-1926993 |
|                                                                                                                                                                                           |  | CUSTOMER DRAWING                                                                                                            |                                  | SCALE<br>1:1                                                  | SHEET 2 OF 2<br>REV A  |

# Mouser Electronics

Authorized Distributor

Click to View Pricing, Inventory, Delivery & Lifecycle Information:

[TE Connectivity:](#)

[1926993-1](#)