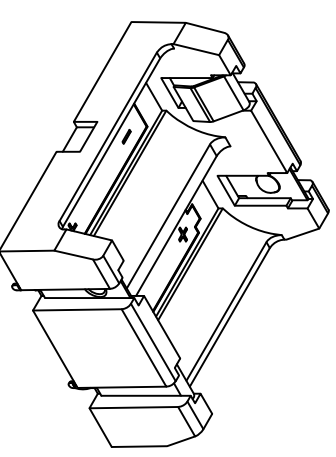
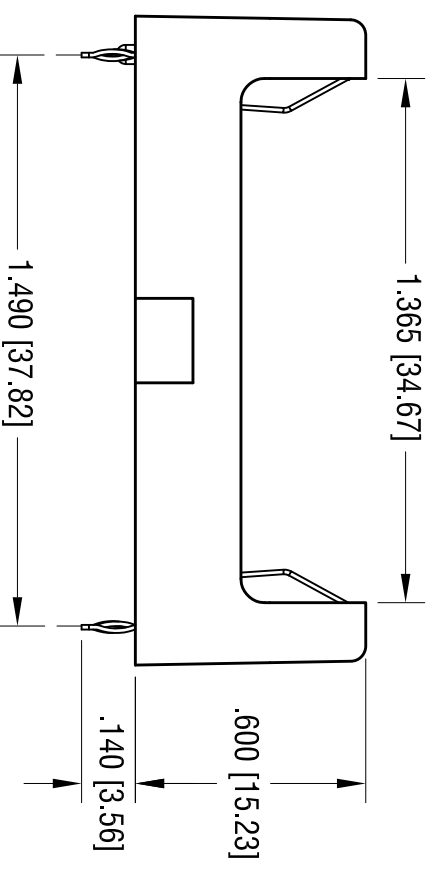
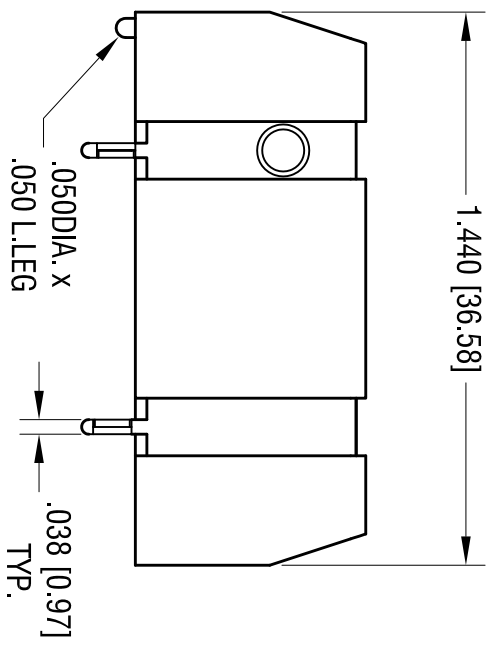
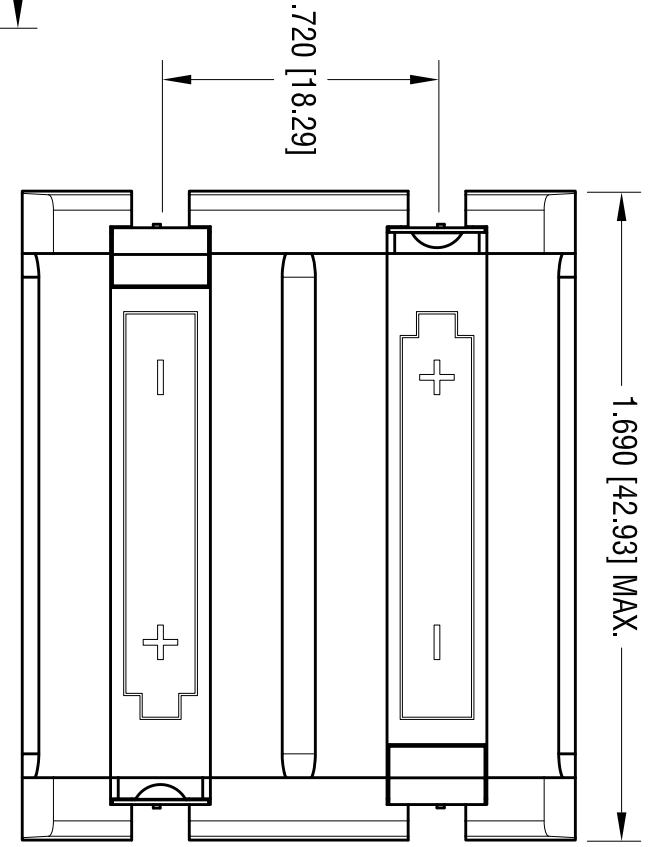
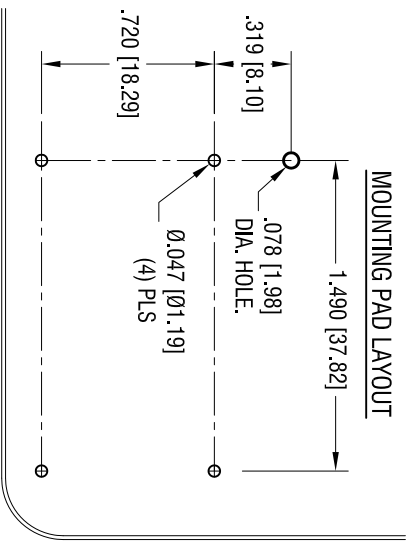


MOUNTING PAD LAYOUT



ACTUAL SIZE

- NOTE:**
- 1. BASE:
MAT'L: PBT (BLACK COLOR)
 - 2. CONTACT:
MAT'L: .012 [0.30] THK STAINLESS STEEL
FINISH: TIN NICKEL PLATE

DATE	DESCRIPTION	REV.
1.18.19	CHANGE AS PER ECN 19-007 MAT'L WAS NYLON 46	A

KEYSTONE ELECTRONICS CORP.
 www.keystone.com • NEW HYDE PARK, NY 11040 • Tel (516) 328-7500

PART NAME
SM POLARIZED HOLDER, (2) CR123A

MATERIAL
AS NOTED

FINISH AS NOTED	DRN BY HAMILTON	DATE 9.12.14
TOLERANCES DECIMAL ± .010 [± 0.25] ANGULAR ± 1°	CODE C	DWG NO. 1079
UNLESS OTHERWISE SPECIFIED		SCALE 2X

THIS DOCUMENT IS THE PROPERTY OF
 KEYSTONE ELECTRONICS CORP. AND
 SHALL NOT BE REPRODUCED, DISTRIBUTED
 OR USED AS A BASIS FOR MANUFACTURE
 WITHOUT PRIOR WRITTEN PERMISSION
 FROM KEYSTONE ELECTRONICS CORP.

Mouser Electronics

Authorized Distributor

Click to View Pricing, Inventory, Delivery & Lifecycle Information:

[Keystone Electronics:](#)

[1079](#)