



THIS DRAWING IS UNPUBLISHED.

RELEASED FOR PUBLICATION

20



COPYRIGHT 20

BY -

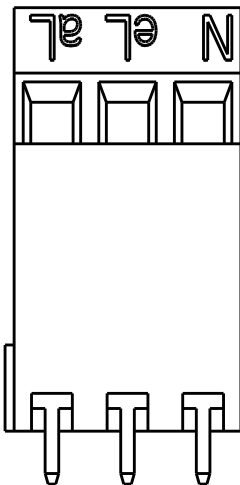
ALL RIGHTS RESERVED.

REVISIONS

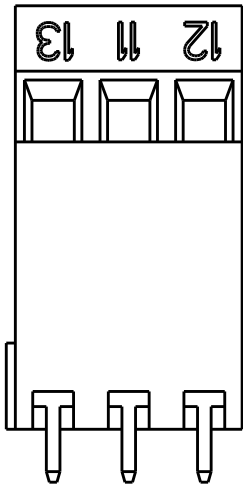
P	LTR	DESCRIPTION	DATE	DWN	APVD
	-	SEE SHEET 1	-	-	-




282884-4 AS SHOWN




282884-5 AS SHOWN



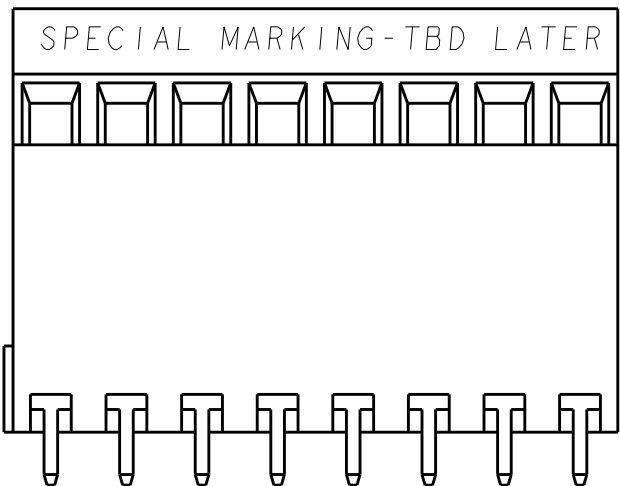
282884-6 AS SHOWN



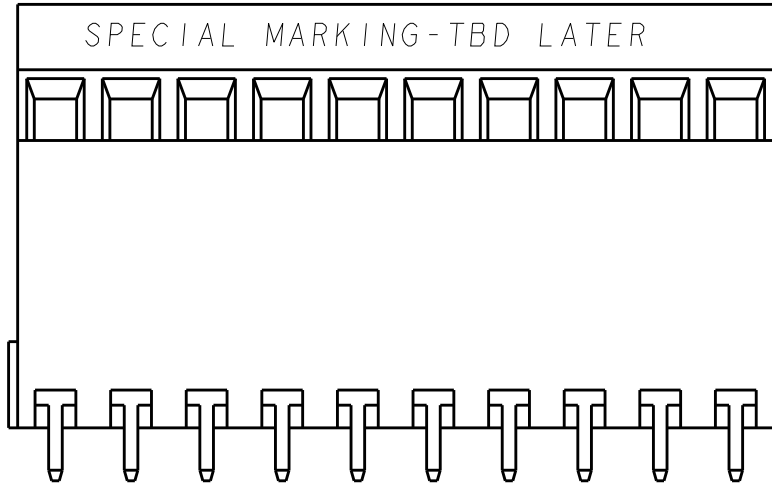
282884-7 AS SHOWN



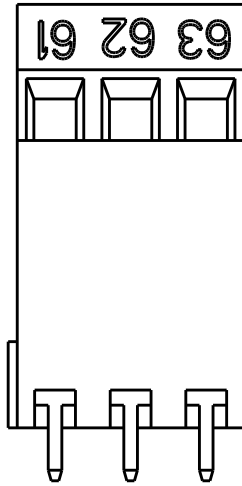
282884-8 AS SHOWN



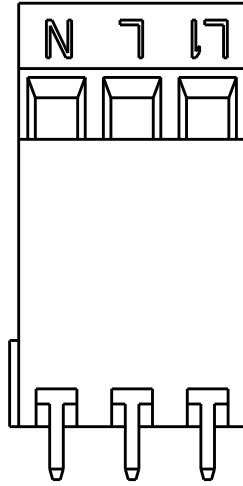
~~282884-9~~ AS SHOWN  
OBSOLETE



~~282884-0~~ AS SHOWN  
OBSOLETE



~~282884-1~~ AS SHOWN  
OBSOLETE



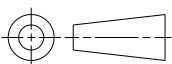
~~282884-3~~ AS SHOWN  
OBSOLETE



THIS DRAWING IS A CONTROLLED DOCUMENT.

DIMENSIONS:

mm



TOLERANCES UNLESS OTHERWISE SPECIFIED:

0 PLC ±  
1 PLC ±.3  
2 PLC ±.25  
3 PLC ±  
4 PLC ±  
ANGLES ±2

MATERIAL

FINISH

DWN 02NOV2001

E. ZANOLINI

CHK 02NOV2001

D. BIEVENOUR

APVD 02NOV2001

D. BIEVENOUR

PRODUCT SPEC

108-21066

APPLICATION SPEC

114-20079

WEIGHT

-

CUSTOMER DRAWING



TE Connectivity

NAME  
TERMINAL BLOCK, PCB MOUNT  
3RD LEVEL  
STACKING W/ INTERLOCK, 5 mm PITCH

SIZE

CAGE CODE

DRAWING NO

RESTRICTED TO

A300779C-282884

-

SCALE

2:1

SHEET

2 OF 3

REV

F3

THIS DRAWING IS UNPUBLISHED.		RELEASED FOR PUBLICATION	20
© COPYRIGHT 20		BY -	ALL RIGHTS RESERVED.

REVISIONS					
P	LTR	DESCRIPTION	DATE	DWN	APVD
	-	SEE SHEET 1	-	-	-

- 1


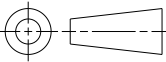
MATERIALS AND FINISH  
HOUSING: PA 6-6, UL 94-V0, COLOR GREEN.  
CLAMP: BRASS, NICKEL PLATED.  
TERMINAL: BRASS, TIN PLATED.  
CLAMPING SCREW: M3, BRASS, NICKEL PLATED.
2. SUITABLE FOR 1,6-2,4mm PC BOARD THICKNESS.
3. END-TO-END STACKABLE W/INTERLOCK WITHOUT LOSS OF CENTERLINE SPACING.
4. WIRE SIZE RANGE: 16-30 AWG.
5. RECOGNIZED UNDER THE COMPONENT PROGRAM OF UNDERWRITERS LABORATORIES INC., FILE NO E60677.
6. IMQ CERTIFICATE WITH SURVEILLANCE IN CONFORMITY WITH IEC 998-1/998-2-1.
- 7

NOT CUMULATIVE TOLERANCE.
- 8

INK MARKING, BLACK COLOR
- 9

PART NUMBER IS OBTAINED BY ASSEMBLYING AND GLUING TOGETHER No.4 CONNECTORS P/N 282884-2
- 10

PART NUMBER IS OBTAINED BY ASSEMBLYING AND GLUING TOGETHER No.5 CONNECTORS P/N 282884-2

THIS DRAWING IS A CONTROLLED DOCUMENT.		DWN E. ZANOLINI 02NOV2001	<div> TE Connectivity</div> <div>NAME TERMINAL BLOCK, PCB MOUNT 3RD LEVEL STACKING W/ INTERLOCK, 5 mm PITCH</div>			
DIMENSIONS: mm		CHK D. BIEVENOUR 02NOV2001				
		APVD D. BIEVENOUR 02NOV2001				
		PRODUCT SPEC 108-21066				
		APPLICATION SPEC 114-20079	SIZE A300779			
MATERIAL		FINISH				WEIGHT -
		CUSTOMER DRAWING		SCALE 2:1	SHEET 3 OF 3	REV F3

# Mouser Electronics

Authorized Distributor

Click to View Pricing, Inventory, Delivery & Lifecycle Information:

[TE Connectivity:](#)

[1-282884-1](#)