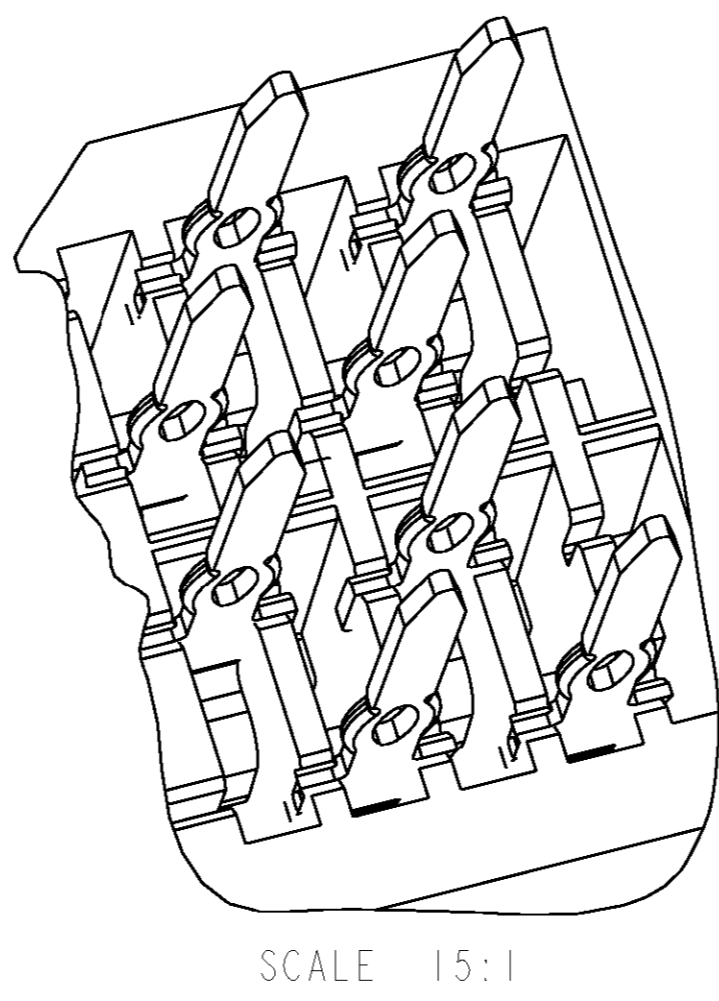
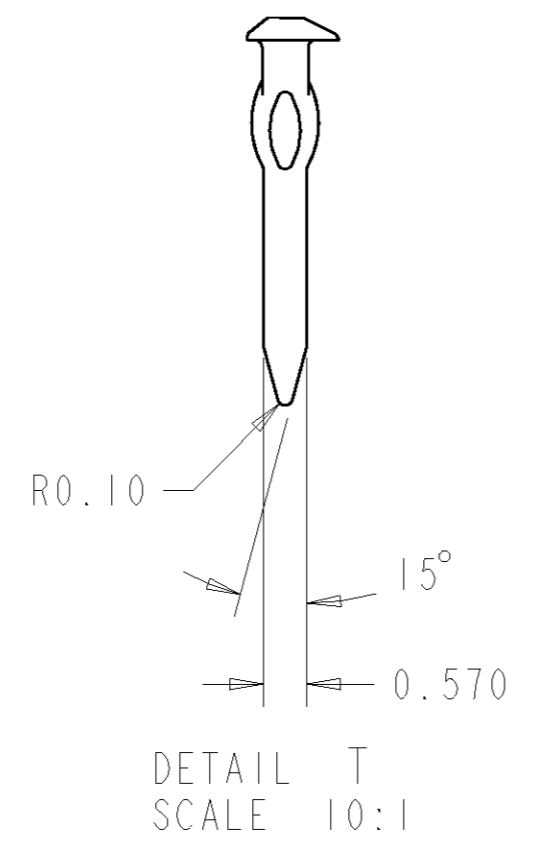
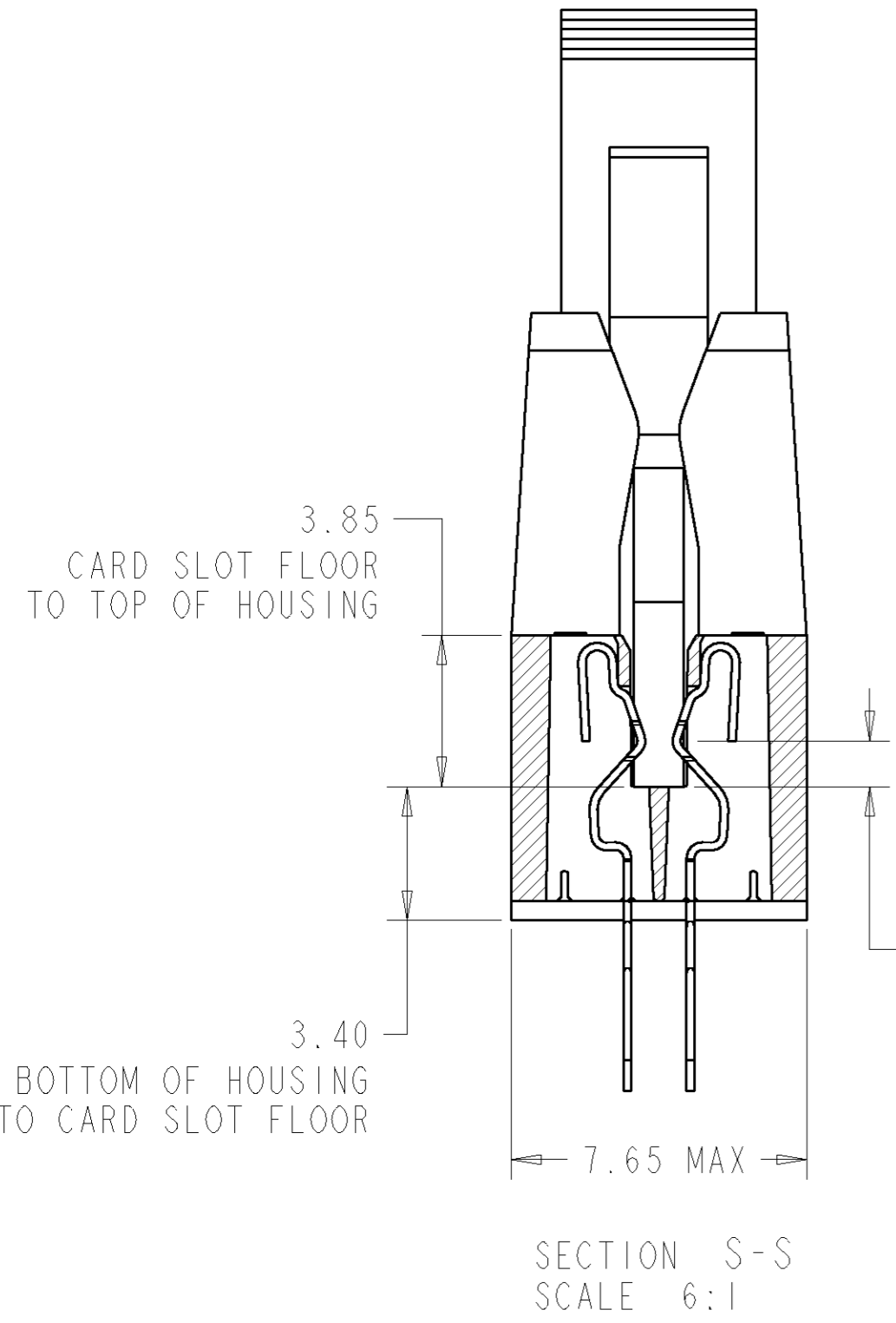
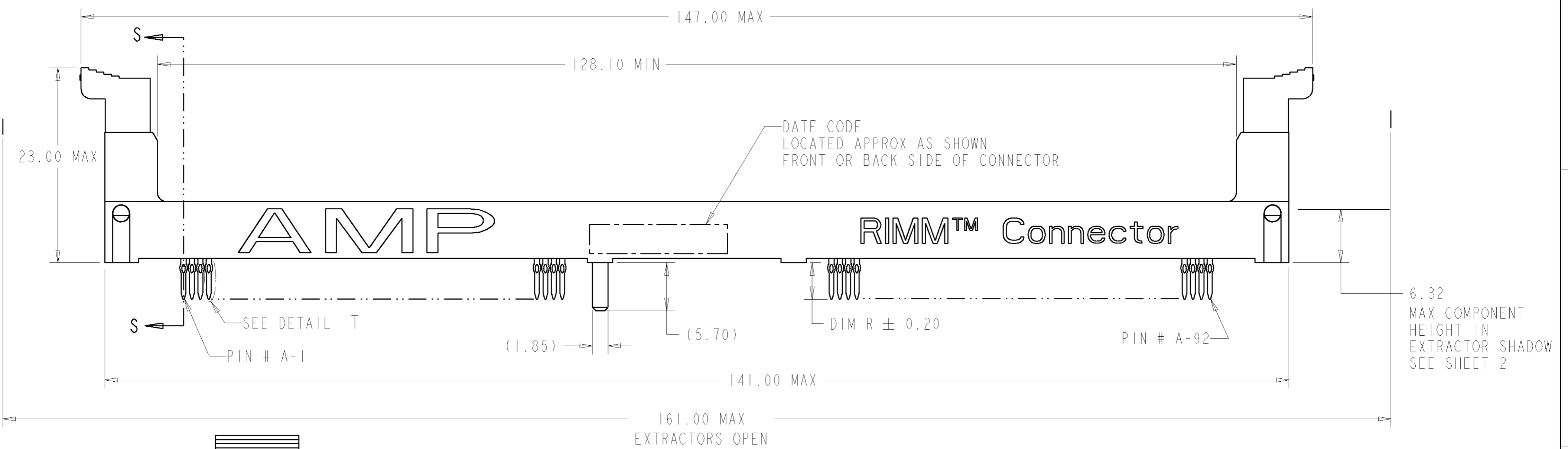


THIS DRAWING IS UNPUBLISHED. RELEASED FOR PUBLICATION
 © COPYRIGHT 20 BY TYCO ELECTRONICS CORPORATION. ALL RIGHTS RESERVED.

LOC	DIST	REVISIONS			
P	LTR	DESCRIPTION	DATE	DWN	APVD
GP	00	A	RELEASED PER OS12-0488-04	21JAN05	MY SB



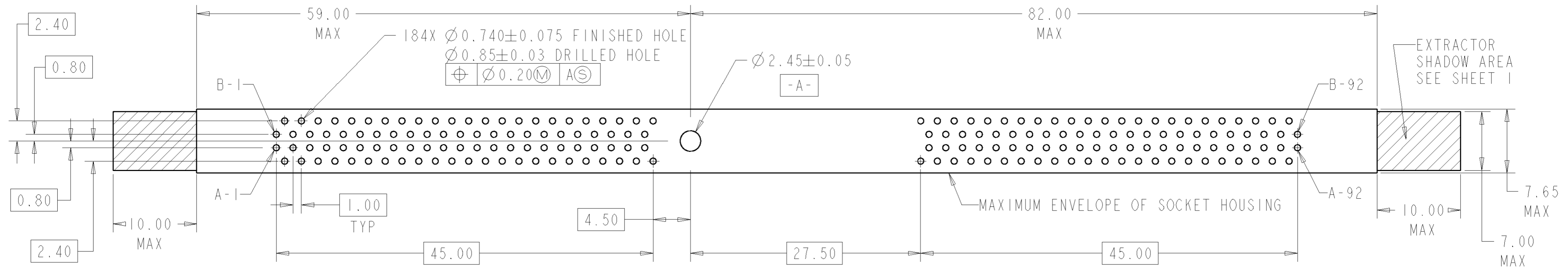
- 1: MATERIALS: HOUSING: HIGH TEMPERATURE NYLON - BLACK
 EXTRACTOR: HIGH TEMPERATURE THERMOPLASTIC - BLACK
 CONTACTS: BERYLLIUM COPPER.
- 2: FINISH: SOLDER TAILS: 0.00381 MIN. THICK MATTE TIN OVER
 0.0013 MIN. THICK NICKEL
 INTERFACE: 0.0013 MIN. THICK GOLD OVER
 0.0013 MIN. THICK NICKEL
- 3: OPTIONAL ACCESSORY: DUST COVER PN. 390383-1

4.43	11.50	5390471-1
DIM R SOLDERTAIL LENGTH	DIM M MODULE KEYING	PART NUMBER

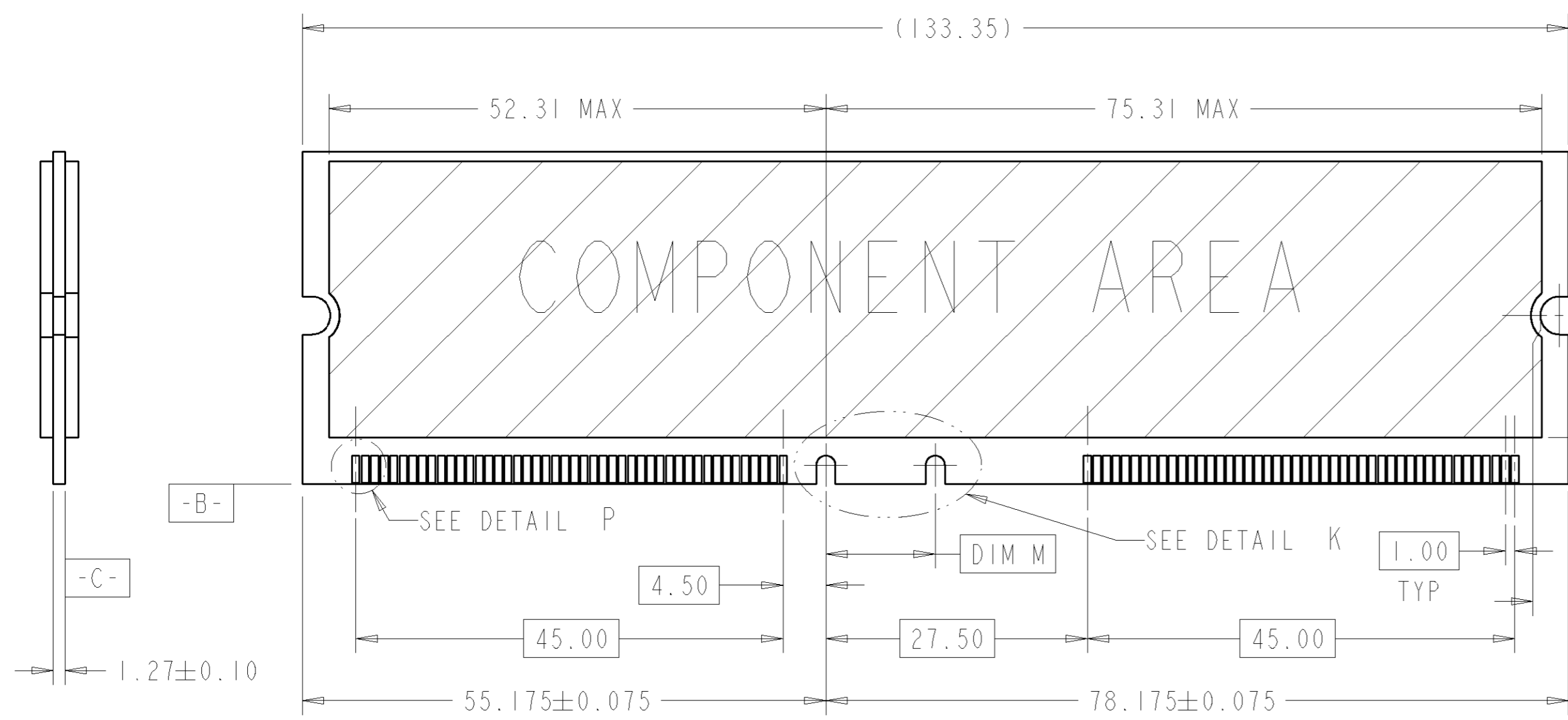
THIS DRAWING IS A CONTROLLED DOCUMENT FOR TYCO ELECTRONICS CORPORATION IT IS SUBJECT TO CHANGE AND THE CONTROLLING ENGINEERING ORGANIZATION SHOULD BE CONTACTED FOR THE LATEST REVISION.		DWN M. YEOMANS 21JAN05 CHK M. YEOMANS 21JAN05 APVD S. BURKHOLDER 21JAN05	Tyco Electronics Harrisburg, PA 17105-3608
DIMENSIONS: mm 	TOLERANCES UNLESS OTHERWISE SPECIFIED: 0 PLC ± 1 PLC ±0.5 2 PLC ±0.15 3 PLC ±0.05 4 PLC ± ANGLES ±° FINISH	NAME PRESS FIT RIMM CONNECTOR W/ BECU CONTACTS 184 POSITION PRODUCT SPEC 108-1952 APPLICATION SPEC WEIGHT - CUSTOMER DRAWING	SIZE A2 CAGE CODE 00779 DRAWING NO. 5390471 RESTRICTED TO - SCALE 3:1 SHEET 1 OF 2 REV A

THIS DRAWING IS UNPUBLISHED. RELEASED FOR PUBLICATION
 © COPYRIGHT 20 BY TYCO ELECTRONICS CORPORATION. ALL RIGHTS RESERVED.

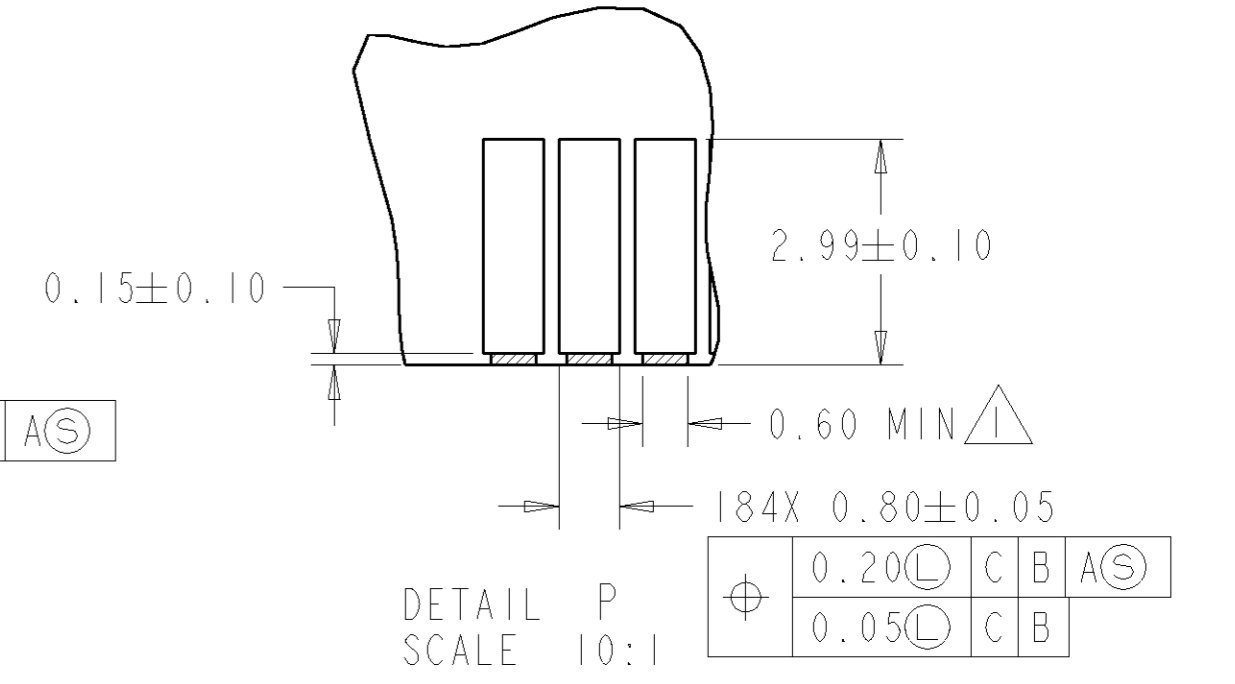
LOC	DIST	REVISIONS			
P	LTR	DESCRIPTION	DATE	DWN	APVD
GP	00	SEE SHEET 1	-	-	-



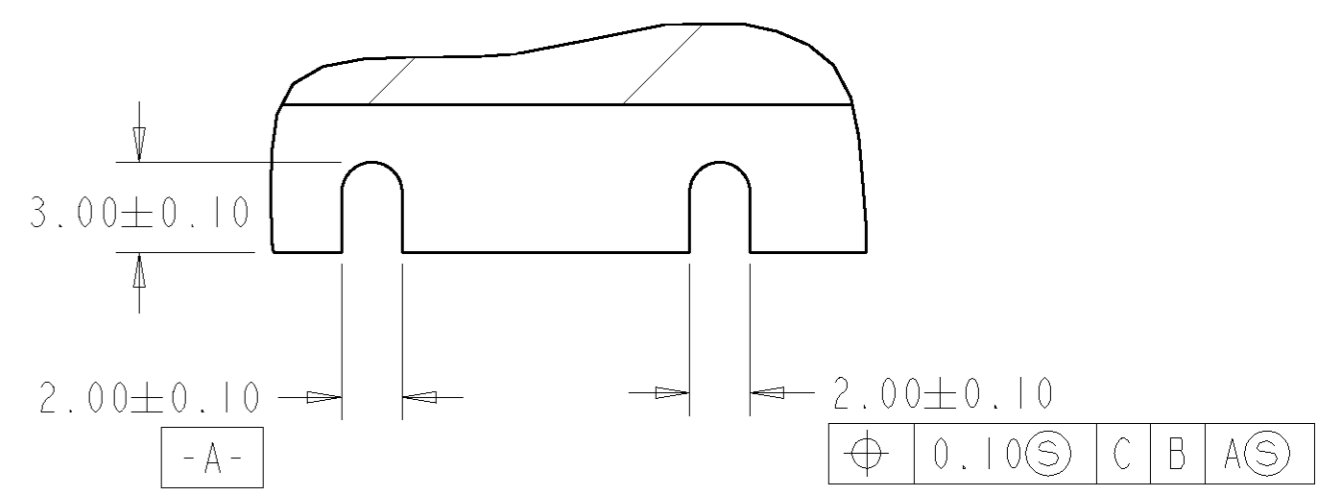
RECOMMENDED MOTHERBOARD FOOTPRINT
 SCALE 3:1



DIRECT RAMBUS RIMM MODULE
 SCALE 2:1



DETAIL P
 SCALE 10:1



DETAIL K
 SCALE 4:1

MODULE BOARD PAD FINISH
 FOR OPTIMUM PERFORMANCE:
 SMOOTH AND FLAT
 0.00100 MIN THICK GOLD OVER
 0.00127 MIN THICK NICKEL

(CONTACT RAMBUS FOR COMPLETE
 DIRECT RAMBUS RIMM MODULE SPECIFICATIONS)

TIE BAR KEEP OUT ZONE LOCATED AT EQUAL DISTANCE FROM THE CENTER LINE, SHALL BE FREE OF BURRS AND EXTERNAL TIE BARS. FOR OPTIMUM PERFORMANCE, THE TIE BAR IS TO BE ON AN INTERNAL LAYER, SO THAT THE REMNANT CANNOT CAUSE CONTACT DAMAGE.

THIS DRAWING IS A CONTROLLED DOCUMENT FOR TYCO ELECTRONICS CORPORATION IT IS SUBJECT TO CHANGE AND THE CONTROLLING ENGINEERING ORGANIZATION SHOULD BE CONTACTED FOR THE LATEST REVISION.		DWN M. YEOMANS 21JAN05 CHK M. YEOMANS 21JAN05 APVD S. BURKHOLDER 21JAN05	tyco Electronics Tyco Electronics Harrisburg, PA 17105-3608
DIMENSIONS: mm 	TOLERANCES UNLESS OTHERWISE SPECIFIED: 0 PLC ± 1 PLC ±0.5 2 PLC ±0.15 3 PLC ±0.05 4 PLC ± ANGLES ±° FINISH	PRODUCT SPEC APPLICATION SPEC WEIGHT CUSTOMER DRAWING	NAME PRESS FIT RIMM CONNECTOR W/ BECU CONTACTS 184 POSITION SIZE A2 CAGE CODE 00779 DRAWING NO. 5390471 RESTRICTED TO SCALE 3:1 SHEET 2 OF 2 REV A

Mouser Electronics

Authorized Distributor

Click to View Pricing, Inventory, Delivery & Lifecycle Information:

[TE Connectivity:](#)

[5390471-1](#)