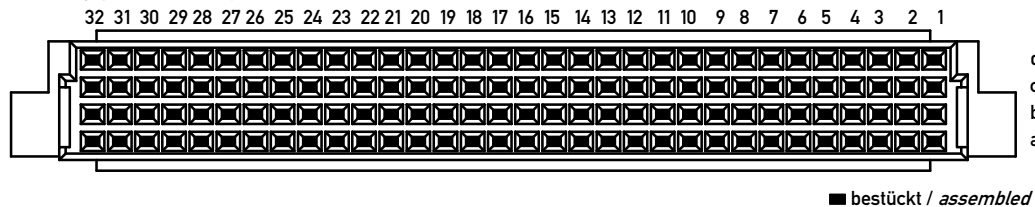
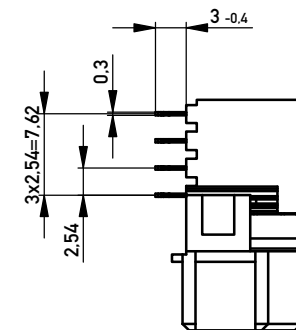
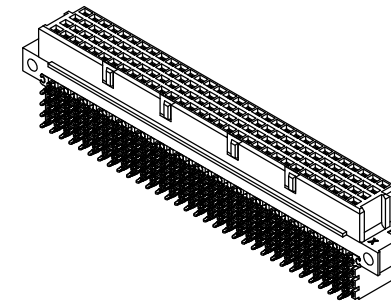
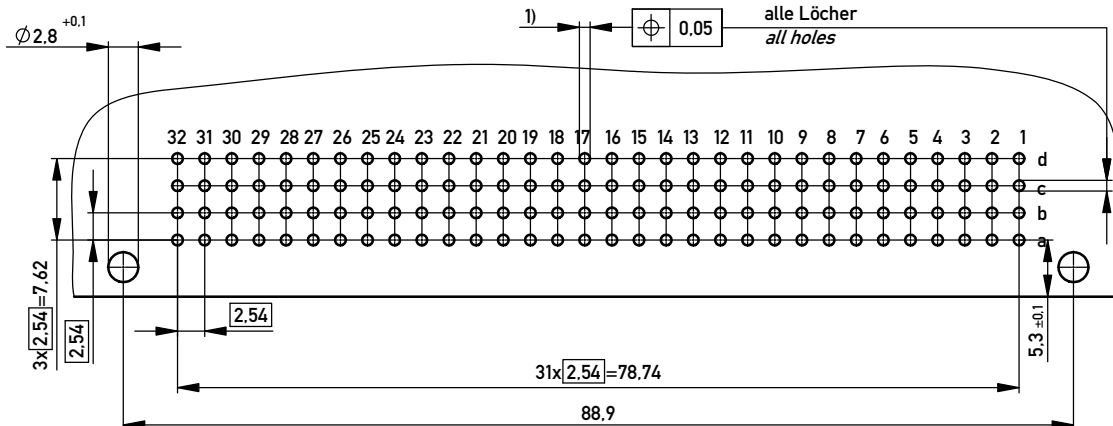


Bestückungsplan / contact layout



Leiterplatten-Lochbild / PCB drillhole pattern



Elastische Einpresszone / compliant pressfit zone
 Anforderungsstufe 2 = 400 Steckzyklen / performance class 2 = 400 mating cycles
 Fehlende Maße und Angaben gemäß IEC 60 603-2 / DIN EN 60 603-2
 Missing information and dimensions according to IEC 60 603-2 / DIN EN 60 603-2
 Schichtaufbau im metallisierten Loch siehe Zeichnung 114124
 diameter of drilled hole see drawing 114124

- 1) $\text{Ø} 1.0^{+0.09}_{-0.06}$ Durchmesser des metallisierten Loches
 $\text{Ø} 1.0^{+0.09}_{-0.06}$ Diameter of finished plated-through hole

Information:		Tolerances		Scale	2:1
All rights reserved. Only for Information. To ensure that this is the latest version of this drawing, please contact one of the ERNI companies before using.		All Dimensions in mm		Designation	
Subject to modification without prior notice. Drawing will not be updated.				Federleiste RD 128 EE Fem. connector RD 128 pressfit	
www.ERNI.com		374279		I A3	
c	09.12.2013	Class		STVRD	
Index	Date				

Copyright by ERNI GmbH. Proprietary notice pursuant to ISO 9006 to be observed.

Mouser Electronics

Authorized Distributor

Click to View Pricing, Inventory, Delivery & Lifecycle Information:

[ERNI Electronics:](#)

[374279](#)