

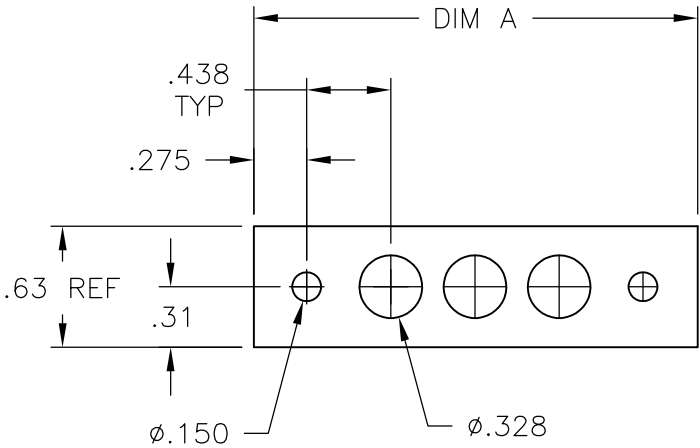
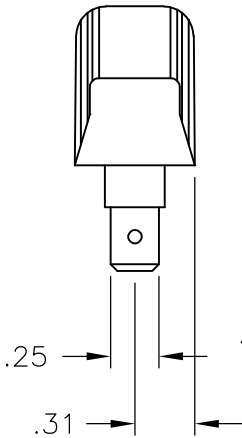
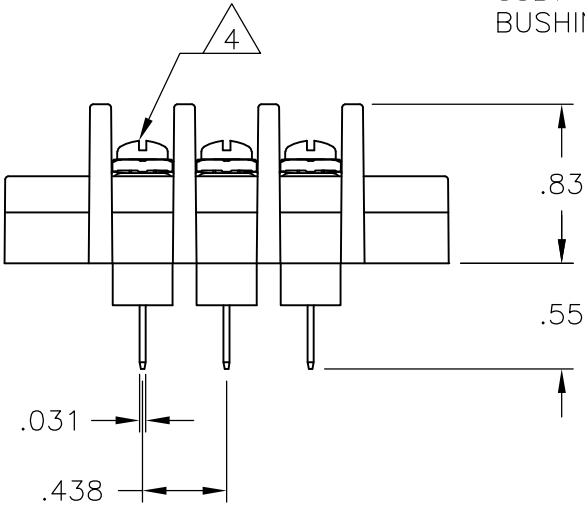
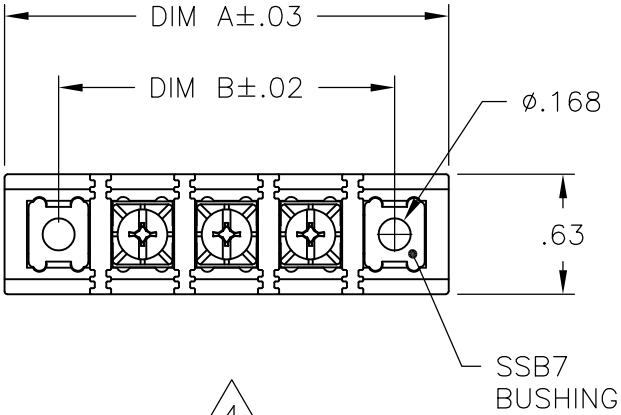
| LOC | DIST | REVISIONS | | | | | |
|-----|------|-----------|-----|---------------------------|--|---------|------|
| | | P | LTR | DESCRIPTION | | DATE | APVD |
| FT | 0 | | B | REVISED PER ECO-11-023039 | | 20FEB12 | MS |

MATERIAL:
HOUSING: THERMOPLASTIC, UL94V-2, BLACK.
TERMINALS: BRASS, BRIGHT TIN PLATE.
SCREWS: 6-32, STEEL, PLATED .0002 MIN ZINC
W/ CLEAR CHROMATE COATING. UNLESS
OTHERWISE SPECIFIED.

ELECTRICAL:
MAXIMUM CURRENT: 20A.
OPERATING VOLTAGE: 600V.
WIRE RANGE: 12-22 AWG.

ENVIRONMENTAL:
OPERATING TEMP.: -60°C TO +105°C

- 1 NICKEL PLATED BRASS SCREWS.
- 2 SEE DETAIL FOR SPECIAL MARKING.
- 3 OBSOLETE PARTS: OBSOLETE CIS STREAMLINING
PER D.RENAUD/D.SINISI
- 4 ALL SCREWS BOTTOMED, TORQUE 2 TO 4 IN-LBS



RECOMMENDED PANEL LAYOUT

| | | | | | | |
|---|--------------|-------|-------|-------------|----------------|------------------------|
| 1 | YES | 9.187 | 9.750 | 20 | SSB7TG200502 | 2-1546969-0 |
| 1 | YES | 8.750 | 9.312 | 19 | SSB7TG190509 | 2-1546969-9 |
| | YES | 8.750 | 9.312 | 19 | SSB7TG190502 | 1-1546969-9 |
| | YES | 8.312 | 8.875 | 18 | SSB7TG180502 | 1-1546969-8 |
| | YES | 7.875 | 8.437 | 17 | SSB7TG170502 | 1-1546969-7 |
| | YES | 7.437 | 8.000 | 16 | SSB7TG160502 | 1-1546969-6 |
| | YES | 7.000 | 7.562 | 15 | SSB7TG150502 | 1-1546969-5 |
| | YES | 6.562 | 7.125 | 14 | SSB7TG140502 | 1-1546969-4 |
| | YES | 6.125 | 6.687 | 13 | SSB7TG130502 | 1-1546969-3 |
| | YES | 5.687 | 6.250 | 12 | SSB7TG120502 | 1-1546969-2 |
| | YES | 5.250 | 5.812 | 11 | SSB7TG110502 | 1-1546969-1 |
| 1 | YES | 4.812 | 5.375 | 10 | SSB7TF100509 | 2-1546969-8 |
| | NO | 4.812 | 5.375 | 10 | SSB7TF100502 | 2-1546969-6 |
| | YES | 4.812 | 5.375 | 10 | SSB7TG100502 | 1-1546969-0 |
| | YES | 4.375 | 4.937 | 9 | SSB7TG090502 | 1546969-9 |
| | YES | 3.937 | 4.500 | 8 | SSB7TG080502 | 9-1437416-8 |
| | YES | 3.500 | 4.062 | 7 | SSB7TG070502 | 1546969-7 |
| | YES | 3.062 | 3.625 | 6 | SSB7TG060502 | 1546969-6 |
| | OBSOLETE | NO | 2.625 | 5 | SSB7TF050502 | 4-796602-4 |
| | YES | 2.625 | 3.187 | 5 | SSB7TG050502 | 1546969-5 |
| | OBSOLETE | NO | 2.187 | 4 | SSB7TF040502 | 8-1437416-4 |
| | OBSOLETE | YES | 2.187 | 4 | SSB7TG040509 | 2-1546561-1 |
| | YES | 2.187 | 2.750 | 4 | SSB7TG040502 | 3-796602-8 |
| | OBSOLETE | NO | 1.750 | 3 | SSB7TF030502 | 8-1437416-3 |
| | YES | 1.750 | 2.312 | 3 | SSB7TG030502 | 9-1437416-4 |
| 1 | YES | 1.312 | 1.875 | 2 | SSB7TG020509 | 2-1546969-7 |
| | YES | 1.312 | 1.875 | 2 | SSB7TG020502 | 9-1437416-2 |
| | YES | .875 | 1.437 | 1 | SSB7TG010502 | 1546969-1 |
| | SSB7 BUSHING | DIM B | DIM A | NO. OF POS. | CATALOG NUMBER | PART NUMBER |

THIS DRAWING IS A CONTROLLED DOCUMENT.

DIMENSIONS: INCHES

TOLERANCES UNLESS OTHERWISE SPECIFIED:
0 PLC ± -
1 PLC ± -
2 PLC ± .02
3 PLC ± .010
4 PLC ± - ± 1°
ANGLES
FINISH -

DWN S SCHLGEL 1/26/05
CHK S YODER 1/26/05
APVD S YODER 1/26/05
PRODUCT SPEC -
APPLICATION SPEC -
WEIGHT -

1/26/05
1/26/05
1/26/05

NAME
SSB7TGXX0502
SIZE A3
CAGE CODE 00779
DRAWING NO C-3-796602-8
SCALE NTS
SHEET 1 OF 2
REV B

TE Connectivity

RESTRICTED TO -

1470-19 (3/11)

4

3

2

1

THIS DRAWING IS UNPUBLISHED.

RELEASED FOR PUBLICATION

© COPYRIGHT - By - ALL RIGHTS RESERVED.

LOC
FT

DIST
0

REVISIONS

| P | LTR | DESCRIPTION | DATE | DWN | APVD |
|---|-----|-------------|------|-----|------|
| | - | SEE SHEET 1 | - | - | - |

1

2

3

4

5

6

7

8

9

10

11

12

13

14

15

4

3-1546969-0

| | | | | | |
|--------------|--------|--------|-------------|----------------|-------------|
| YES | 7.000 | 7.562 | 15 | SSB7TF15050213 | 3-1546969-0 |
| YES | 11.375 | 11.937 | 25 | SSB7TG250502 | 2-1546969-5 |
| YES | 10.937 | 11.500 | 24 | SSB7TG240502 | 2-1546969-4 |
| YES | 10.500 | 11.062 | 23 | SSB7TG230502 | 2-1546969-3 |
| YES | 10.062 | 10.625 | 22 | SSB7TG220502 | 2-1546969-2 |
| YES | 9.625 | 10.187 | 21 | SSB7TG210502 | 2-1546969-1 |
| SSB7 BUSHING | DIM B | DIM A | NO. OF POS. | CATALOG NUMBER | PART NUMBER |

THIS DRAWING IS A CONTROLLED DOCUMENT.

DIMENSIONS:
INCHES

TOLERANCES UNLESS OTHERWISE SPECIFIED:

0 PLC ± -
1 PLC ± -
2 PLC ± .02
3 PLC ± .010
4 PLC ± -
ANGLES ± 1°

MATERIAL

-

FINISH

-

DWN
S SCHLGEL
1/26/05

CHK
S YODER
1/26/05

APVD
S YODER
1/26/05

PRODUCT SPEC

APPLICATION SPEC

WEIGHT

-

NAME

SSB7TGXX0502

SIZE
A3

CAGE CODE
00779

DRAWING NO
C-3-796602-8

RESTRICTED TO

-

CUSTOMER DRAWING

SCALE
NTS

SHEET
2 OF 2

REV
B

TE Connectivity

1470-19 (3/11)

Mouser Electronics

Authorized Distributor

Click to View Pricing, Inventory, Delivery & Lifecycle Information:

[TE Connectivity:](#)

[SSB7TG080502](#)