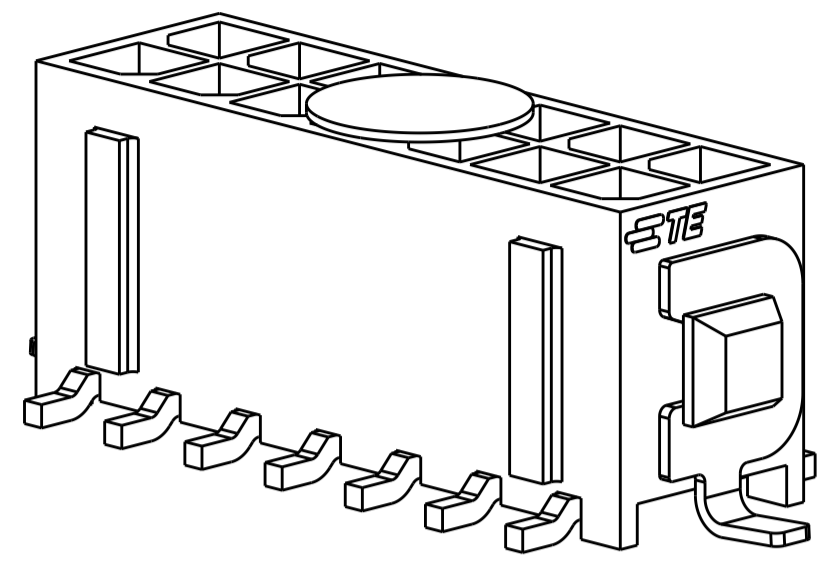
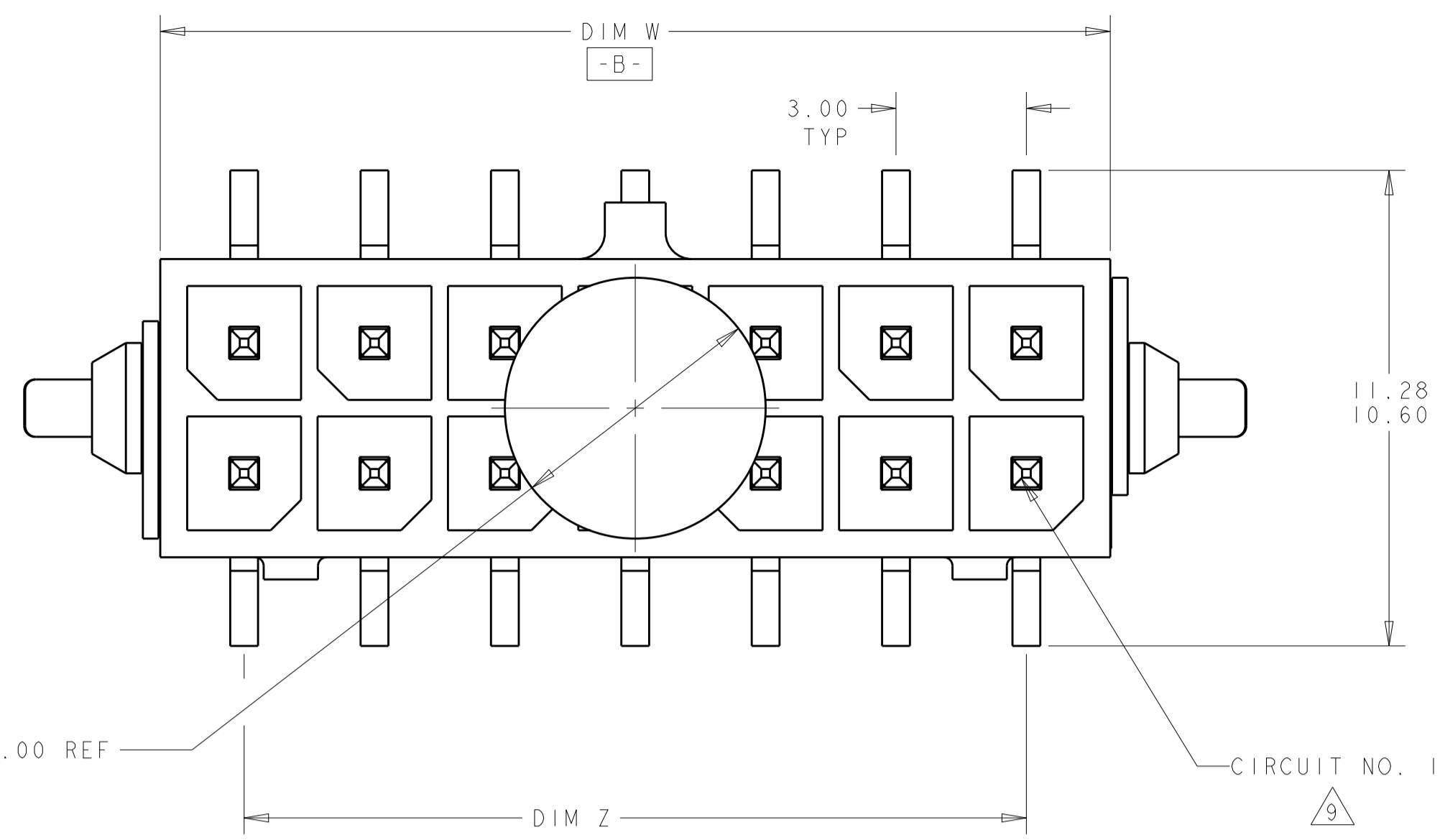
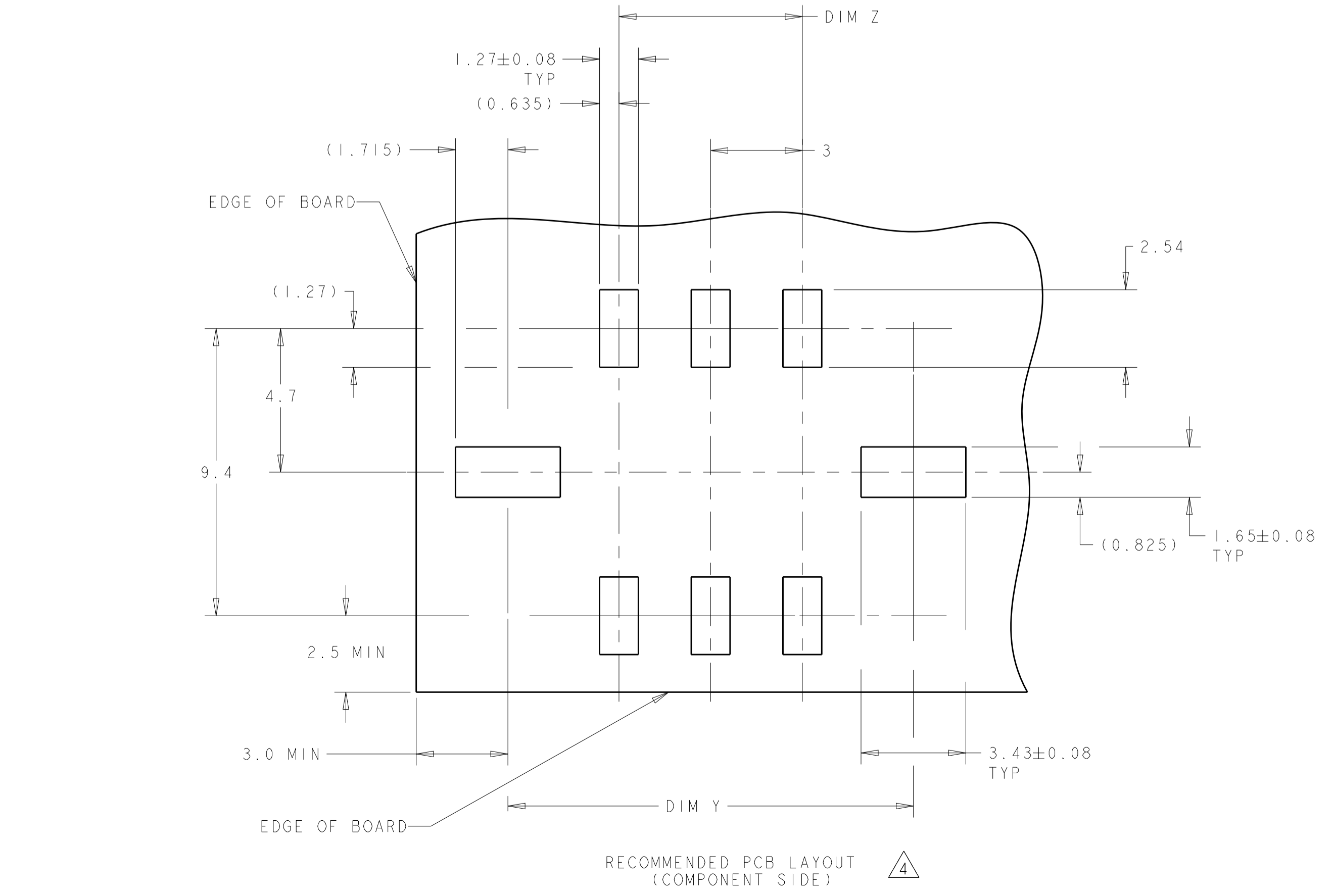
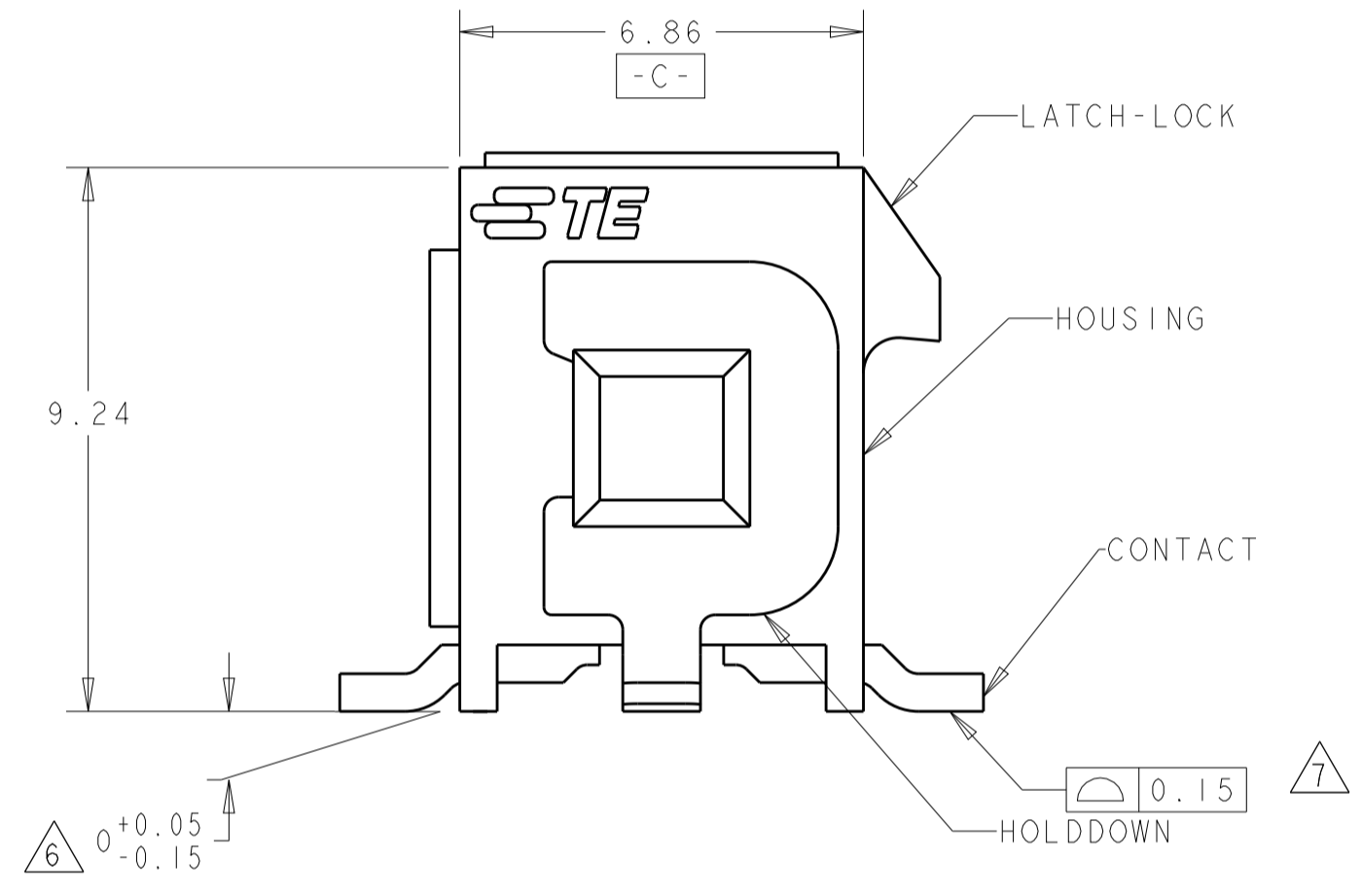
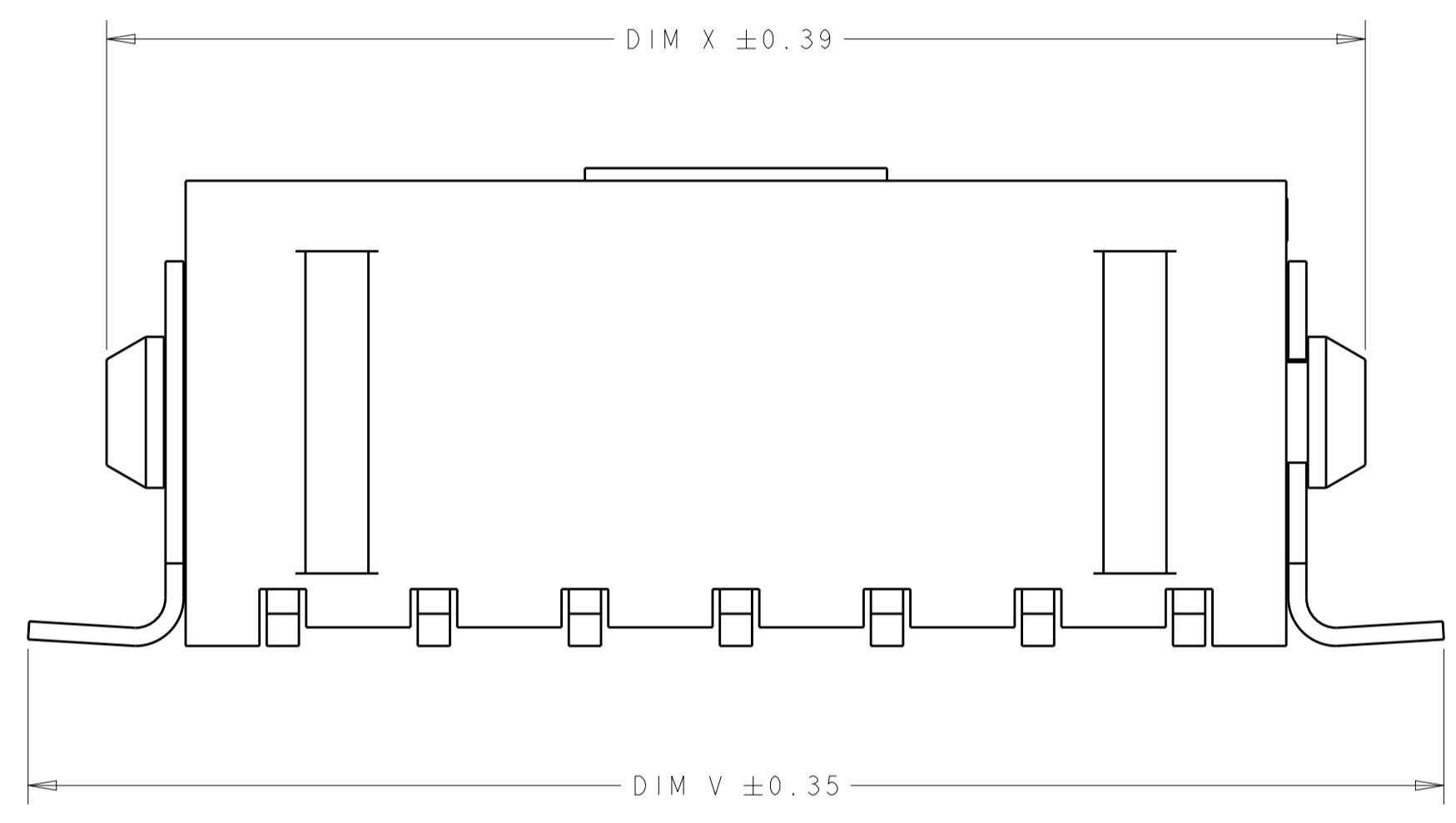


REVISIONS					
P.	LTN	DESCRIPTION	DATE	DWN	APVD
	K2	REVISED PER ECR-17-017609	04DEC2017	JB	DZ



SCALE 5:1

- 1 MATERIAL;
CONTACTS - BRASS.
HOUSING - UL 94V-0 RATED HIGH TEMP NYLON, COLOR; BLACK.
HOLDDOWNS - PHOSPHOR BRONZE.
- 2 PLATING;
CONTACTS - 0.76µm MINIMUM GOLD OVER 2.54µm MINIMUM NICKEL ON MATING AREA. 2.54µm TIN-LEAD MINIMUM OVER 2.54µm NICKEL MINIMUM ON SOLDER TAILS.
HOLDDOWNS - 2.54µm TIN LEAD.
- 4 RECOMMENDED PC BOARD THICKNESS OF 1.57.
- 5 KAPTON VACUUM PICK UP BUTTON.
- 6 DIMENSION APPLIES TO SOLDER TAIL SURFACES AND STANDOFF SURFACES.
- 7 ALL SOLDER TAILS AND HOLDDOWNS.
- 8 PLATING;
CONTACTS - 0.76µm MINIMUM GOLD OVER 2.54µm MINIMUM NICKEL ON MATING AREA. 2.54µm MATTE TIN MINIMUM OVER 2.54µm NICKEL MINIMUM ON SOLDER TAILS.
HOLDDOWNS - 2.54µm MATTE TIN.
- 9 CIRCUIT NUMBER 1 IS LOCATED AT THE BOTTOM RIGHT WITH THE LATCH-LOCK ON TOP LOOKING INTO THE CAVITIES



FINISH	DIM V	DIM W	DIM Y	DIM Z	DIM X	NO. OF POSN.	PART NUMBER
8	43.04	36.86	40.27	33.00	40.00	24	5-794638-4
8	40.04	33.86	37.27	31.00	37.00	22	5-794638-2
8	37.04	30.86	34.27	27.00	34.00	20	5-794638-0
8	34.04	27.86	31.27	24.00	31.00	18	4-794638-8
8	31.04	24.86	28.27	21.00	28.00	16	4-794638-6
8	28.04	21.86	25.27	18.00	25.00	14	4-794638-4
8	25.04	18.86	22.27	15.00	22.00	12	4-794638-2
8	22.04	15.86	19.27	12.00	19.00	10	4-794638-0
8	19.04	12.86	16.27	9.00	16.00	8	3-794638-8
8	16.04	9.86	13.27	6.00	13.00	6	3-794638-6
8	13.04	6.86	10.27	3.00	10.00	4	3-794638-4
8	10.04	3.86	7.27	-	7.00	2	3-794638-2

SUPERSEDED BY 5-794638-4	2	43.04	36.86	40.27	33.00	40.00	24	5-794638-4
SUPERSEDED BY 5-794638-2	2	40.04	33.86	37.27	30.00	37.00	22	5-794638-2
SUPERSEDED BY 5-794638-0	2	37.04	30.86	34.27	27.00	34.00	20	5-794638-0
SUPERSEDED BY 4-794638-8	2	34.04	27.86	31.27	24.00	31.00	18	4-794638-8
SUPERSEDED BY 4-794638-6	2	31.04	24.86	28.27	21.00	28.00	16	4-794638-6
SUPERSEDED BY 4-794638-4	2	28.04	21.86	25.27	18.00	25.00	14	4-794638-4
SUPERSEDED BY 4-794638-2	2	25.04	18.86	22.27	15.00	22.00	12	4-794638-2
SUPERSEDED BY 4-794638-0	2	22.04	15.86	19.27	12.00	19.00	10	4-794638-0
SUPERSEDED BY 3-794638-8	2	19.04	12.86	16.27	9.00	16.00	8	3-794638-8
SUPERSEDED BY 3-794638-6	2	16.04	9.86	13.27	6.00	13.00	6	3-794638-6
SUPERSEDED BY 3-794638-4	2	13.04	6.86	10.27	3.00	10.00	4	3-794638-4
SUPERSEDED BY 3-794638-2	2	10.04	3.86	7.27	-	7.00	2	3-794638-2

THIS DRAWING IS A CONTROLLED DOCUMENT. DWN: J. WHITAKER 9-MAR-2003
CHK: C. JONES 19-MAR-2003

DIMENSIONS: mm. TOLERANCES UNLESS OTHERWISE SPECIFIED:
0 PLC ±
1 PLC ±0.13
2 PLC ±
3 PLC ±
4 PLC ±
ANGLES ±

MATERIAL: SEE TABLE. FINISH: SEE TABLE. WEIGHT: -

APVD: C. JONES 19-MAR-2003. PRODUCT SPEC: - APPLICATION SPEC: -

NAME: SURFACE MOUNT, VERTICAL, SURFACE MOUNT HOLDDOWN, ASSEMBLY, 30 GOLD HEADER, DUAL ROW, MICRO MATE-N-LOK(TM)

SIZE: A100779. CAGE CODE: - DRAWING NO: 794638. RESTRICTED TO: -

CUSTOMER DRAWING. SCALE: 8:1. SHEET 1 OF 1. REV: K2

Mouser Electronics

Authorized Distributor

Click to View Pricing, Inventory, Delivery & Lifecycle Information:

[TE Connectivity:](#)

[3-794638-4](#)