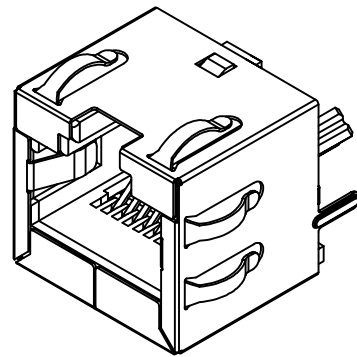
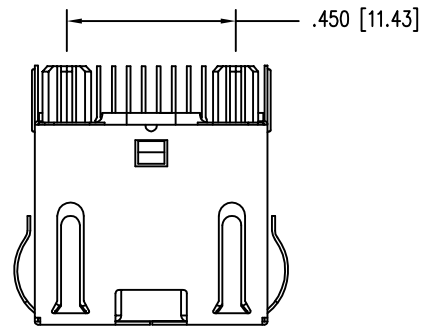
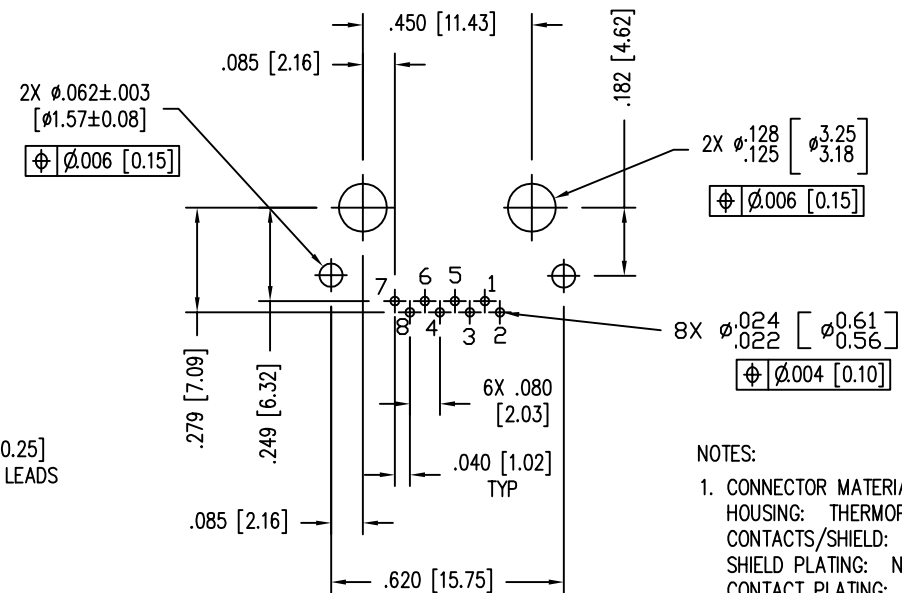


DATE	REV	ECN	APP'D. BY
03-27-09	A1	8694	DHG
04-08-09	A2	8705	DHG
04-16-10	A3	8955	DHG
5-30-12	A4	9482	SMN
1-12-15	A5	10180	TRM



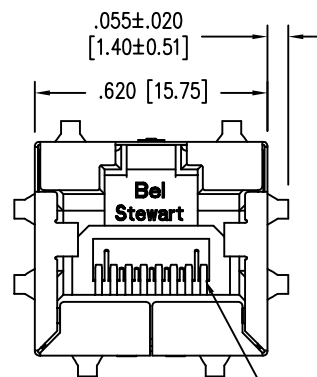
ISOMETRIC VIEW

P.C.B. RECOMMENDED HOLE LAYOUT
SEEN FROM COMPONENT SIDE

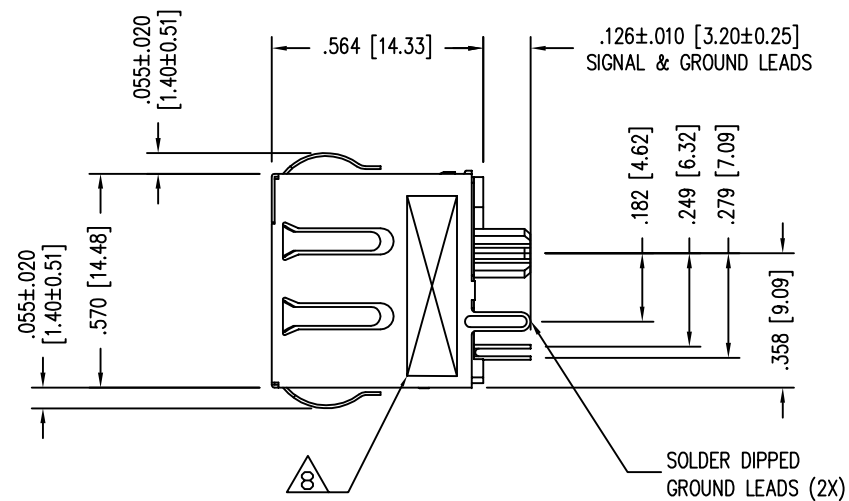
ALL CENTERLINE DIMENSIONS ARE BASIC.

NOTES:

- CONNECTOR MATERIALS:
HOUSING: THERMOPLASTIC UL94 V-0
CONTACTS/SHIELD: COPPER ALLOY
SHIELD PLATING: NICKEL OR TIN
CONTACT PLATING: SELECTIVE GOLD IN CONTACT AREA
SEE CHART FOR PART NUMBER
- DESIGNED FOR CATEGORY 6A APPLICATIONS.
- DIMENSIONS AND TOLERANCES COMPLY WITH FCC/CFR 47, PART 68.
- THE SUGGESTED PANEL OPENING IS INTENDED TO GIVE USER THE ABILITY TO HAVE REASONABLE JACK/PANEL CLEARANCES, YET MAINTAIN GROUNDING CAPABILITY. THESE VARIABLES CAN BE ADJUSTED IN EITHER DIRECTION BUT MAY CARRY SOME CONSEQUENCES IN THE FORM OF LOWER MATING FORCES OR TIGHTER ASSEMBLY TOLERANCES.
- THE ASSEMBLY SHALL WITHSTAND 1414 VDC BETWEEN CONTACTS FOR 60 SECONDS, MIN.
- HIGH TEMPERATURE PLASTIC; WAVE SOLDER COMPATIBLE TO 260°C
- FOR PRODUCT SPECIFICATION SEE PR033-01
8. LOGO, PART NUMBER AND DATE CODE LOCATED APROX. IN THIS AREA.
- FOR PROPER JACK FUNCTION AND PERFORMANCE, TIA-1096 COMPLIANT PLUGS MUST BE USED.

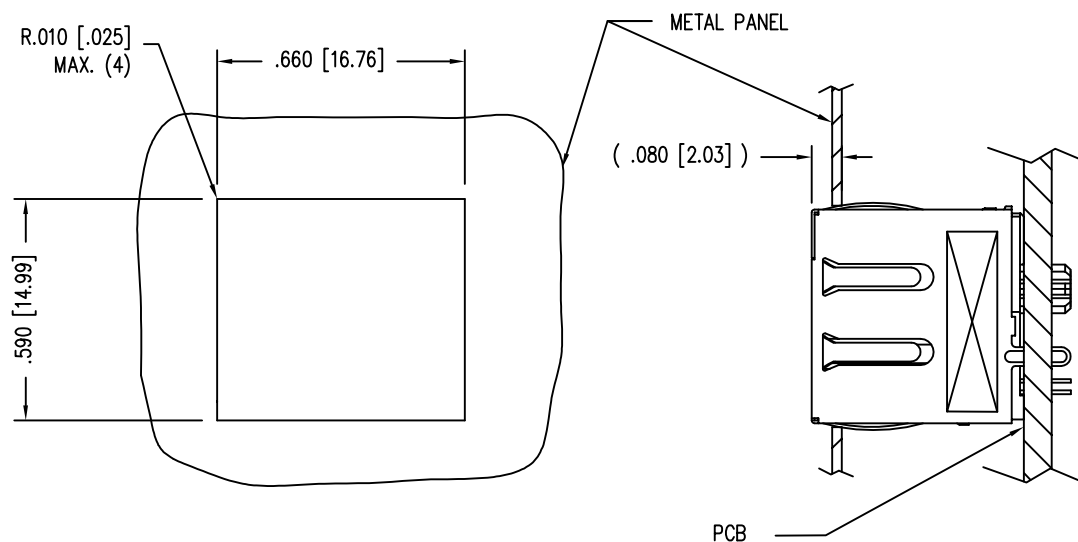


RJ45 1

SOLDER DIPPED
GROUND LEADS (2X)

POSITIONS	1 TO 3	3 TO 5	3 TO 7	2 TO 6	4 TO 6	6 TO 8
CAPACITANCE +/- 80 FEMTOFARADS	500	1050	350	350	1050	500

CAPACITANCE CHARACTERISTICS OF ASSEMBLED CONNECTOR



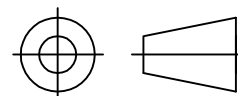
SUGGESTED PANEL OPENING

PCB

PATENTED

RoHS

THIRD ANGLE PROJECTION



DO NOT SCALE DRAWING

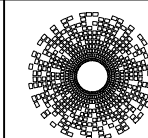
DRAWING IS SUBJECT TO
CHANGE WITHOUT NOTICE

DIMENSIONS: INCHES [METRIC]

UNLESS OTHERWISE SPECIFIED
TOLERANCES ARE ±.005 [0.13]
ANGLES ARE ± 1°

SHEET NO.

1 OF 1

**stewart**
CONNECTOR
a bel group11118 Susquehanna Trail South
Glen Rock, PA 17327-9199
(717) 235-7512<http://www.stewartconnector.com>TITLE: CATEGORY 6A, VERTICAL
SHIELDED JACK WITH PANEL GROUNDS

THIS DRAWING AND THE SUBJECT MATTER SHOWN THEREON ARE
CONFIDENTIAL AND THE PROPRIETARY PROPERTY OF STEWART CONNECTOR
AND SHALL NOT BE REPRODUCED, COPIED, OR USED IN ANY MANNER WITHOUT
PRIOR WRITTEN CONSENT OF STEWART CONNECTOR. THIS PRODUCT
MAY BE PROTECTED BY ONE OR MORE OF THE FOLLOWING US PATENTS:
5791942 6217391 6368159 6419526 6602097 687722
6964587 7048590 7086909 7568950 7686650
OTHER PATENTS MAY BE PENDING.

DRN BY:

DHG

DATE

03-27-07

APPD BY:

TRM

DATE

04-02-07

DWG NO.

CT600053

REV.

A5

Mouser Electronics

Authorized Distributor

Click to View Pricing, Inventory, Delivery & Lifecycle Information:

Bel:

[SS-60300-014](#)