

THIS DRAWING AND THE SUBJECT MATTER SHOWN THEREON ARE CONFIDENTIAL AND THE PROPERTY OF BEL/STEWART/TRP CONNECTOR AND SHALL NOT BE REPRODUCED, COPIED, OR USED IN ANY MANNER WITHOUT THE WRITTEN CONSENT OF TRP CONNECTOR.

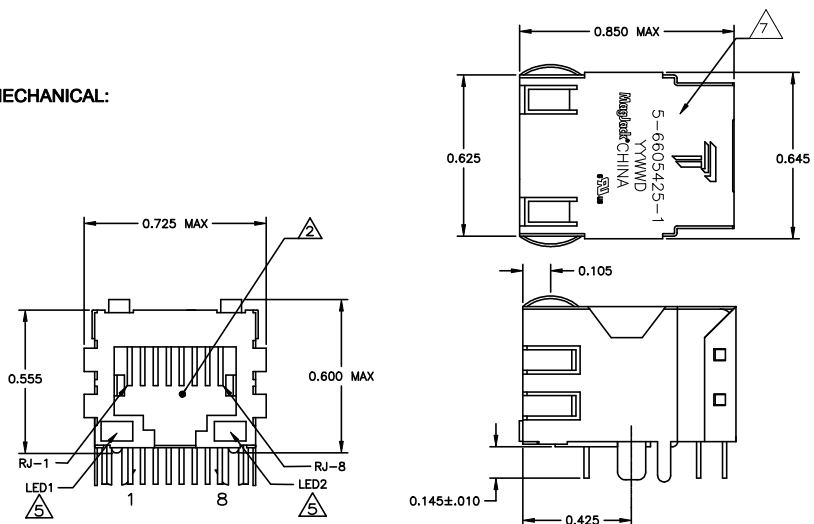
PRODUCT MAY BE PROTECTED BY ONE OR MORE OF THE FOLLOWING US PATENTS:  
 5736910 5939955 6425781 6428361 6554638 6840817 7123117  
 7429195 7717749 7808751 6217391 6149050 7924130

REVISIONS				
REV	DATE	DESCRIPTION	BY	APP
1				
2				
3				
4				
5				
6				
7				
8				
9				
10				
11				
12				
13				
14				
15				
16				
17				
18				
19				
20				
21				
22				
23				
24				
25				
26				
27				
28				
29				
30				
31				
32				
33				
34				
35				
36				
37				
38				
39				
40				
41				
42				
43				
44				
45				
46				
47				
48				
49				
50				
51				
52				
53				
54				
55				
56				
57				
58				
59				
60				
61				
62				
63				
64				
65				
66				
67				
68				
69				
70				
71				
72				
73				
74				
75				
76				
77				
78				
79				
80				
81				
82				
83				
84				
85				
86				
87				
88				
89				
90				
91				
92				
93				
94				
95				
96				
97				
98				
99				
100				

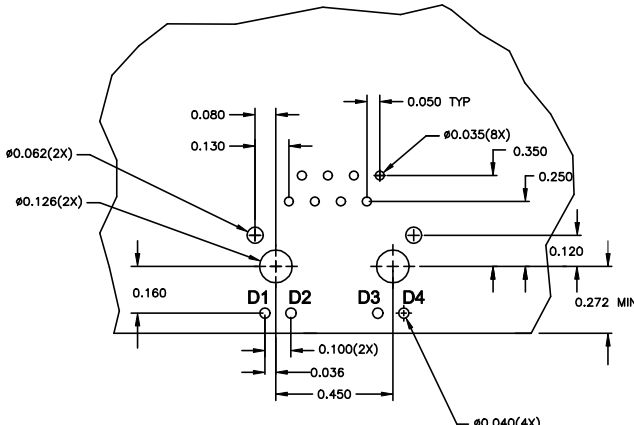
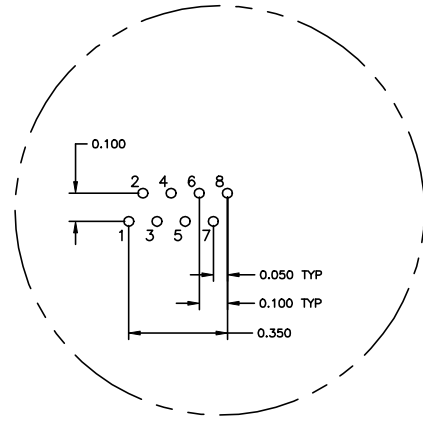
**NOTES:**

- MATERIALS: HOUSING - THERMOPLASTIC PET POLYESTER FLAMMABILITY RATING UL 94 V-0. SHIELD - .010" THICK, C26800 BRASS PREPLATED WITH 30μINCH MIN SEMI-BRIGHT NICKEL. SOLDER TABS POST DIPPED WITH 100μINCH MIN SAC SOLDER. MOD JACK CONTACTS - 0.0157 X 0.018" PHOSPHOR BRONZE, 50μINCH MIN OVERALL NICKEL UNDERPLATE WITH SELECT 50μINCH MIN HARD GOLD FINISH PLATE. SOLDER TAILS WITH 100μINCH MIN MATTE TIN AND/OR SAC SOLDER DIP. LIGHT EMITTING DIODE(LED) - DIFFUSED EPOXY LENS, .020" X .020" CARBON STEEL WIREFRAME LEADS PRE-PLATED WITH 80μINCH SILVER OVER 40μINCH NICKEL UNDERPLATE OVER 40μINCH COPPER UNDERPLATE. POST-PLATED WITH 100μINCH MIN MATTE TIN AND/OR SAC SOLDER DIP OR PURE TIN SOLDER DIP.
- RJ45 JACK CAVITY CONFORMS TO FCC RULES AND REGULATIONS PART 68, SUB PART F.
- MAGNETICS
  - IMPEDANCE: 100 OHMS
  - TURNS RATIO (CHIP-CABLE): TX = 1:1, RX = 1:1
  - OPEN CIRCUIT INDUCTANCE (OCL): 350μH MIN @ 100KHz, 0.1VRMS, 8mADC BIAS FROM 0°C TO 70°C, TX AND RX
  - PERFORMANCE @ 25°C:
    - INSERTION LOSS (IL): 1.1dB MAX FROM 0.5MHz TO 100MHz
    - RETURN LOSS (RL): 18dB MIN FROM 0.5MHz TO 30MHz
    - 18-20LOG(f/30)dB MIN FROM 30.1MHz TO 60MHz
    - 12dB MIN FROM 60.1MHz TO 80MHz
    - CROSSTALK ATTENUATION: 35dB MIN FROM 0.5MHz TO 40MHz
    - 33-20LOG(f/50)dB MIN FROM 40.1MHz TO 100MHz
    - COMMON MODE REJECTION RATIO (CMRR): 30dB MIN FROM 0.5MHz TO 100MHz
    - ISOLATION VOLTAGE: 2250VDC (MAX) FOR 60 SECONDS WITH A RISE TIME OF 500V/SEC.
- OPERATING TEMPERATURE: FROM 0°C TO +70°C.
- THE 250 OHM LED RESISTORS ARE OPTIONAL, PLEASE SEE CHART FOR PRESENCE OR ABSENCE OF LED RESISTORS. IF THE LED WITHOUT 250 OHM RESISTORS, LED IS DRIVEN WITH CONSTANT CURRENT AT APPROX 20mA.
  - LED COLOR: DOMINANT WAVELENGTH (AD): GREEN 568 nm TYP @ IF=20mA
  - FORWARD VOLTAGE (VF): GREEN 2.2V TYP @ IF=20mA
  - DOMINANT WAVELENGTH (AD): YELLOW 588 nm TYP @ IF=20mA
  - FORWARD VOLTAGE (VF): YELLOW 2.1V TYP @ IF=20mA.
  - IF THE LED WITH 250 OHM RESISTORS, LED IS DRIVEN WITH 5V VOLTAGE AND THE MAX OPERATING CURRENT IS 20mA.
  - LED COLOR : DOMINANT WAVELENGTH (AD): GREEN 568 nm TYP @ VF=5V
  - FORWARD CURRENT (IF): GREEN 12 mA TYP @ VF=5V
  - DOMINANT WAVELENGTH (AD): YELLOW 588 nm TYP @ VF=5V
  - FORWARD CURRENT (IF): YELLOW 13 mA TYP @ VF=5V
- INDICATED CONNECTIONS ARE FOR NIC CONFIGURATION. THE MAGNETICS ARE SYMMETRICAL, AND THEREFORE ARE AUTO-MDI/MDIX CAPABLE.
- TRP CONNECTOR LOGO, PART NUMBER, DATE CODE, COUNTRY OF ORIGIN AND AGENCY APPROVAL MARKING IN APPROXIMATE LOCATION SHOWN.
- THESE PARTS ARE RECOMMENDED FOR WAVE SOLDERING PROCESS, PREHEAT TEMPERATURE IS 120°C TO 160°C, 120 SECONDS TO 180 SECONDS, PEAK SOLDERING TEMPERATURE IS 260 °C MAX, 10 SECONDS MAX.

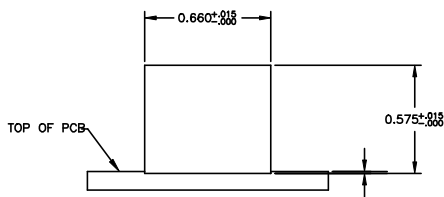
**MECHANICAL:**



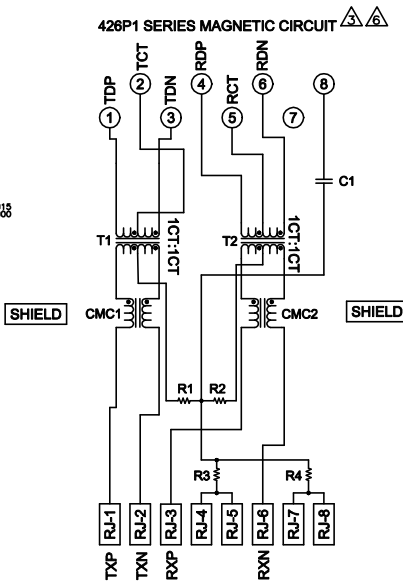
**Pin Designations**



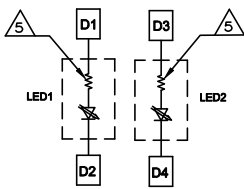
**Suggested PCB Layout (Component Side)**



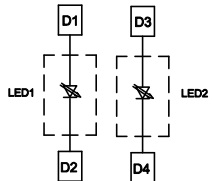
**Suggested Panel Cutout**



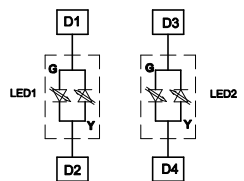
C1 = 1000 pF, 3kV CAPACITOR  
 R1-R4 = 75 OHMS, 1/16 W RESISTORS



LED CONFIGURATION FOR 5-6605425-1 AND 5-6605425-2



LED CONFIGURATION FOR 5-6605425-7 AND 5-6605425-8



LED CONFIGURATION ONLY FOR 5-6605425-9

OBsolete	GREEN/YELLOW	NO	GREEN/YELLOW	NO	5-6605425-6
OBsolete	GREEN	YES	GREEN	YES	6-6605425-1
OBsolete	YELLOW	NO	GREEN	NO	5-6605425-9
OBsolete	GREEN	NO	GREEN	NO	5-6605425-7
OBsolete	GREEN	YES	YELLOW	YES	5-6605425-1
	LED1	250 OHMS RESISTOR	LED2	250 OHMS RESISTOR	PART NUMBER

THIS DRAWING IS A CONTROLLED DOCUMENT. REV: GATTADA-DOCKS

REV: A1	DATE: 2/4/2014	BY: ST	APP: TL
---------	----------------	--------	---------

TRP CONNECTOR  
 108-2100

1X1 428P1 10/100 TAB DOWN W/ LED

MAGJACK  
 SINGLE NON-POE

SIZE: 1:1

# Mouser Electronics

Authorized Distributor

Click to View Pricing, Inventory, Delivery & Lifecycle Information:

Bel:

[5-6605425-1](#)