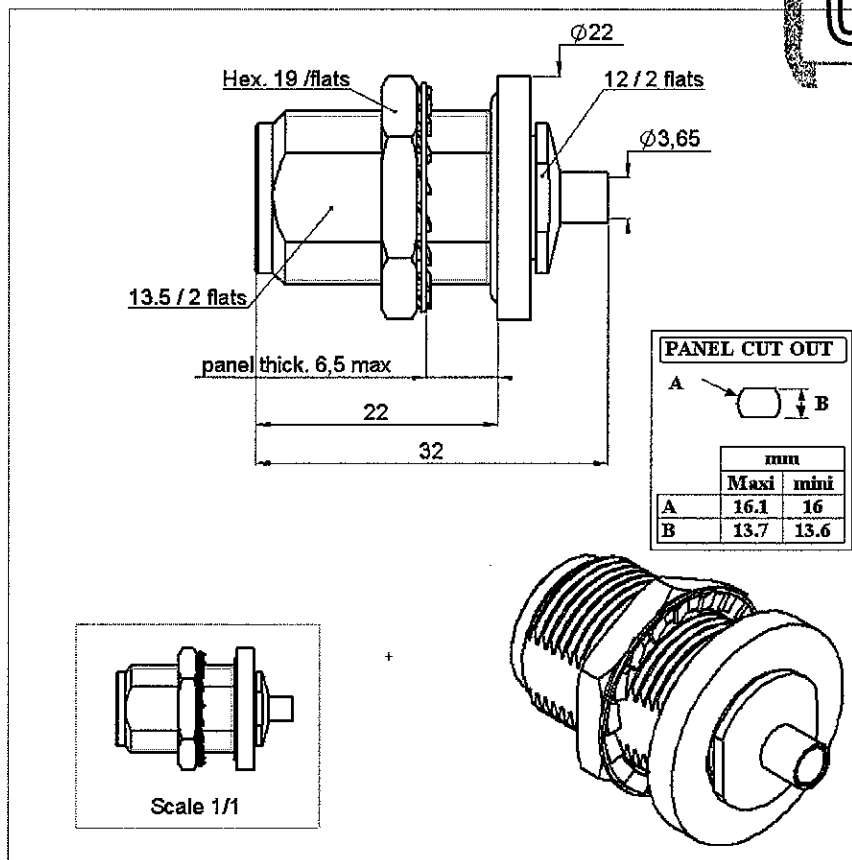


STRAIGHT BULKHEAD JACK PANEL SEAL

SOLDER TYPE - CABLE .141

R161.336.000

Series : N

ORIGINAL


All dimensions are in mm.



COMPONENTS	MATERIALS	PLATINGS (µm)
BODY	BRASS	BBR 2
CENTER CONTACT	BERYLLIUM COPPER	GOLD 0.5 OVER NICKEL 2
OUTER CONTACT	-	-
INSULATOR	PTFE	-
GASKET	SILICONE RUBBER	-
OTHERS PARTS	BRASS	BBR 2
-	-	-
-	-	-

Issue : 0519 G

In the effort to improve our products, we reserve the right to make changes judged to be necessary.


RADIALL®

STRAIGHT BULKHEAD JACK PANEL SEAL

R161.336.000**SOLDER TYPE - CABLE .141**

Series : N

PACKAGING

Standard	Unit	Other
50	'W' option	Contact us

ORIGINAL**SPECIFICATION****ELECTRICAL CHARACTERISTICS**

Impedance	50	Ω
Frequency	0-11	GHz
VSWR	1.15 + 0.000	x F(GHz) Maxi
Insertion loss	0.048	\sqrt{F} (GHz) dB Maxi
RF leakage	- (101	- F(GHz)) dB Maxi
Voltage rating	335	Veff Maxi
Dielectric withstanding voltage	1000	Veff mini
Insulation resistance	5000	M Ω mini

CABLE ASSEMBLY

Stripping	a	b	c	d	e	f
mm	4.50	0.00	0.00	0.00	0.00	0.00

Assembly instruction :
 Recommended cable(s)
 BELN 1673A
 RG 402
 KS 2
 SUCOFORM 141
 HC80000-3

Characteristics indicated on this data sheet are those that can be achieved with the highest performance cable. Intrinsic limitations of the cable may diminish the performance of the assembly
 Cable retention

- pull off	500 N mini
- torque	NA N.cm

MECHANICAL CHARACTERISTICS

Center contact retention	
Axial force – Mating end	NA N mini
Axial force – Opposite end	NA N mini
Torque	NA N.cm mini

Recommended torque	
Mating	NA N.cm
Panel nut	500 N.cm
Clamp nut	150 N.cm
A/F clamp nut	12.000 mm

Mating life	500 Cycles mini
Weight	35.000 g

ENVIRONMENTAL

Operating temperature	-55/+105 °C
Hermetic seal	NA Atm.cm3/s
Panel leakage	IP 67

TOOLING

Part Number	Description	Hexagon
.	.	.
R282.114.168	STRIPPING + CONING TOOLBOX	
R282.125.010	TOOLBOX N	
Or spare tools	-	
R282.053.000	STRIPPING TOOL	
R282.744.260	SOLDERING POSITIONER N	
R282.744.310	SOLDERING POSITIONER N	
R282.862.090	CONTROL GAUGE	
R282.066.010	POINTER GAUGE	

OTHERS CHARACTERISTICS

Issue : 0519 G

In the effort to improve our products, we reserve the right to make changes judged to be necessary.



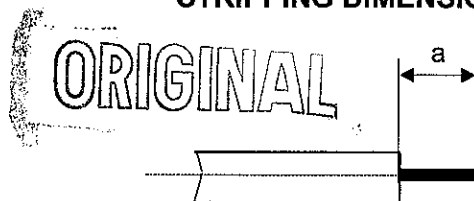
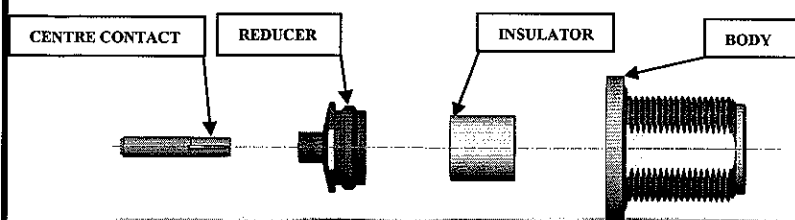
STRAIGHT BULKHEAD JACK PANEL SEAL

SOLDER TYPE - CABLE .141

R161.336.000

Series : N

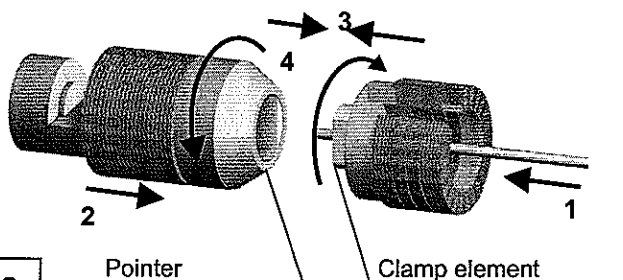
STRIPPING DIMENSIONS



We recommend a cable thermal preconditioning before assembly

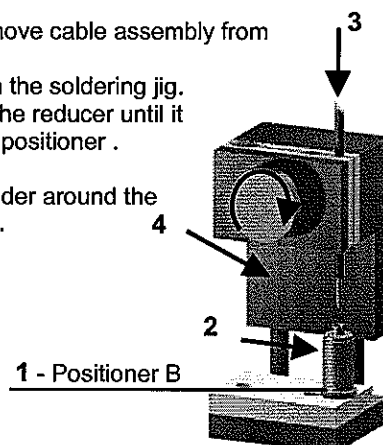
1

Insert the cable into the clamp element.
Present the pointer in front of the clamp element.
Push the cable until it stops, while holding the clamp element pushed on the hollow part of the pointer.
Turn the clamp element until the release of the pointer.



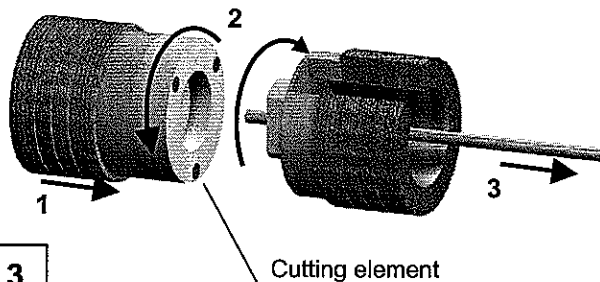
4

After cooling remove cable assembly from the jig.
Put positioner on the soldering jig.
Slide cable into the reducer until it bottoms against positioner.
Tighten.
Put 3 rings of solder around the cable and solder.



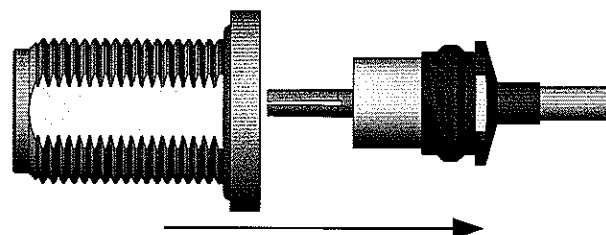
2

Present the cutting element in front of the clamp element.
Push and turn both elements, back part opposite to the front part.
Once they reach the stop, pull without revolving.



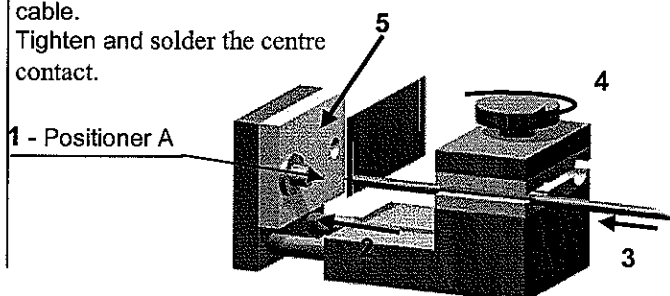
5

After cooling, remove the assembly from the jig.
Slide insulator into the centre contact.
Screw sub-assembly into the connector body.
(recommended coupling torque 13.27 in.lb)



3

Mount the positioner A.
Slide the centre contact into the positioner A.
Insert the solder gauge between the centre contact and the cable.
Tighten and solder the centre contact.



Issue : 0519 G

In the effort to improve our products, we reserve the right to make changes judged to be necessary.



Mouser Electronics

Authorized Distributor

Click to View Pricing, Inventory, Delivery & Lifecycle Information:

Radial:

R161336000