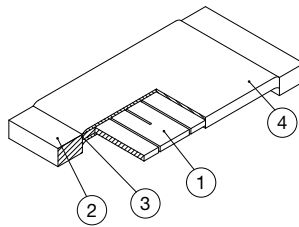


DIMENSIONS in inches (millimeters)

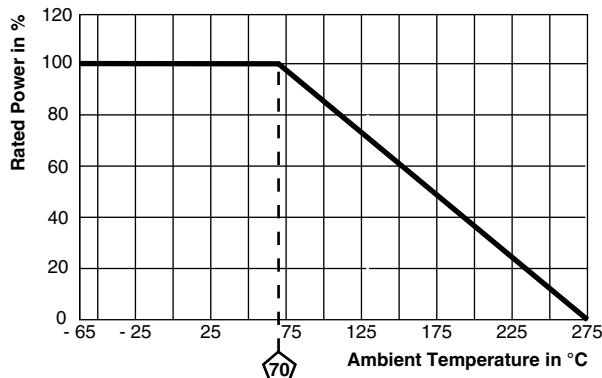
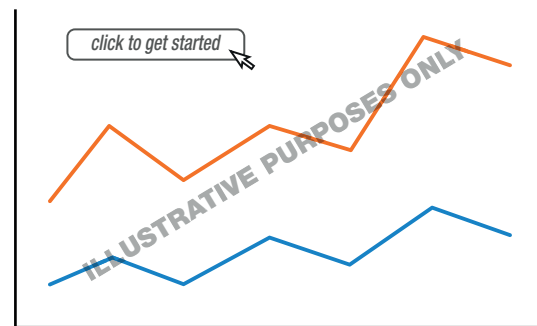
Notes

- 3D models available: www.vishay.com/doc?30339
- Surface mount solder profile recommendations: www.vishay.com/doc?31052

MODEL	DIMENSIONS				SOLDER PAD DIMENSIONS		
	L	W	H	T	a	b	l
WSLT2010...18	0.200 ± 0.010 (5.08 ± 0.254)	0.100 ± 0.010 (2.54 ± 0.254)	0.025 ± 0.010 (0.635 ± 0.254)	0.020 ± 0.010 (0.508 ± 0.254)	0.055 (1.40)	0.120 (3.05)	0.130 (3.30)

WELDED CONSTRUCTION 2010


- 1) Resistive element:
solid metal nickel-chrome
or manganese-copper
alloy resistive element with
low TCR (< 20 ppm/°C)
- 2) Terminal: Solid copper,
100 % Sn (200 μ" min.) with
100 % Ni (40 μ" min.) under
layer finish
- 3) Terminal / element weld
- 4) Silicone coating with ink print

DERATING

PULSE CAPABILITY

www.vishay.com/resistors/power-metal-strip-calculator



PERFORMANCE		
TEST	CONDITIONS OF TEST	TEST LIMITS
Thermal shock	-55 °C to +150 °C, 1000 cycles, 15 min at each extreme	± 0.5 %
Short time overload	5x rated power for 5 s	± 0.5 %
Low temperature operation	-65 °C for 24 h	± 0.5 %
High temperature exposure	1000 h at +275 °C	± 2.0 %
Bias humidity	+85 °C, 85 % RH, 10 % bias, 1000 h	± 0.5 %
Mechanical shock	100 g's for 6 ms, 5 pulses	± 0.5 %
Vibration	Frequency varied 10 Hz to 2000 Hz in 1 min, 3 directions, 12 h	± 0.5 %
Load life at 70 °C	1000 h, 1.5 h "ON", 0.5 h "OFF"	± 1.0 %
Load life at 150 °C	1000 h, 1.5 h "ON", 0.5 h "OFF"	± 1.0 %
Resistance to solder heat	+260 °C solder, 10 s to 12 s dwell, 25 mm/s emergence	± 0.5 %
Moisture resistance	MIL-STD-202, method 106, 0 % power, 7b not required	± 1.0 %

PACKAGING (1)				
MODEL	REEL			
	TAPE WIDTH	DIAMETER	PIECES/REEL	CODE
WSLT2010...18	12 mm/embossed plastic	178 mm/7"	4000	EA

Notes

- Embossed Carrier Tape per EIA-481
- (3) Additional packaging details at www.vishay.com/doc?20051



Disclaimer

ALL PRODUCT, PRODUCT SPECIFICATIONS AND DATA ARE SUBJECT TO CHANGE WITHOUT NOTICE TO IMPROVE RELIABILITY, FUNCTION OR DESIGN OR OTHERWISE.

Vishay Intertechnology, Inc., its affiliates, agents, and employees, and all persons acting on its or their behalf (collectively, "Vishay"), disclaim any and all liability for any errors, inaccuracies or incompleteness contained in any datasheet or in any other disclosure relating to any product.

Vishay makes no warranty, representation or guarantee regarding the suitability of the products for any particular purpose or the continuing production of any product. To the maximum extent permitted by applicable law, Vishay disclaims (i) any and all liability arising out of the application or use of any product, (ii) any and all liability, including without limitation special, consequential or incidental damages, and (iii) any and all implied warranties, including warranties of fitness for particular purpose, non-infringement and merchantability.

Statements regarding the suitability of products for certain types of applications are based on Vishay's knowledge of typical requirements that are often placed on Vishay products in generic applications. Such statements are not binding statements about the suitability of products for a particular application. It is the customer's responsibility to validate that a particular product with the properties described in the product specification is suitable for use in a particular application. Parameters provided in datasheets and / or specifications may vary in different applications and performance may vary over time. All operating parameters, including typical parameters, must be validated for each customer application by the customer's technical experts. Product specifications do not expand or otherwise modify Vishay's terms and conditions of purchase, including but not limited to the warranty expressed therein.

Except as expressly indicated in writing, Vishay products are not designed for use in medical, life-saving, or life-sustaining applications or for any other application in which the failure of the Vishay product could result in personal injury or death. Customers using or selling Vishay products not expressly indicated for use in such applications do so at their own risk. Please contact authorized Vishay personnel to obtain written terms and conditions regarding products designed for such applications.

No license, express or implied, by estoppel or otherwise, to any intellectual property rights is granted by this document or by any conduct of Vishay. Product names and markings noted herein may be trademarks of their respective owners.