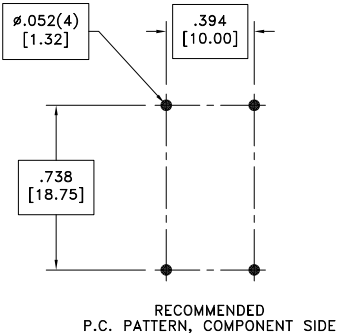
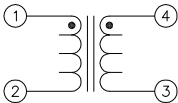
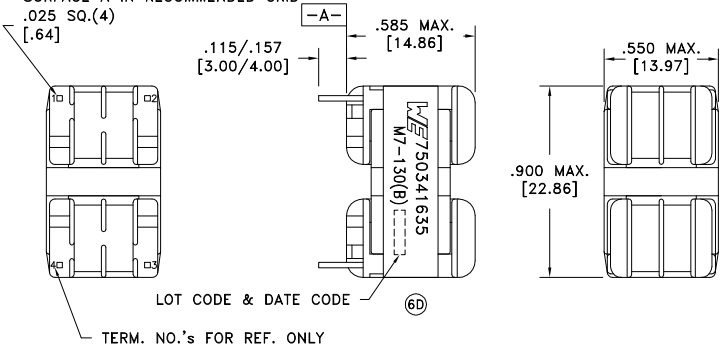


CUSTOMER TERMINAL	RoHS	LEAD(Pb)-FREE
Sn96%, Ag4%	Yes	Yes



PART MUST INSERT FULLY TO SURFACE A IN RECOMMENDED GRID .025 SQ.(4) [.64]



6C ELECTRICAL SPECIFICATIONS @ 25°C unless otherwise noted:

PARAMETER	TEST CONDITIONS	VALUE
D.C. RESISTANCE	1-2 @20°C	0.780 ohms max.
D.C. RESISTANCE	4-3 @20°C	0.780 ohms max.
INDUCTANCE	1-2 10kHz, 50mVAC, Ls	15.0mH +60%/-30%
INDUCTANCE	4-3 10kHz, 50mVAC, Ls	15.0mH +60%/-30%
SATURATION CURRENT	1-4 tie(2+3), roll off 20% from initial	2.8A
LEAKAGE INDUCTANCE	1-4 tie(2+3), 10kHz, 50mVAC, Ls	500uH min.
DIELECTRIC	1-Core tie(1+4), 1875VAC, 1 second	1500VAC, 1 minute
6E DIELECTRIC	1-4 2514VAC, 1 second	2011VAC, 1 minute
6E TURNS RATIO	(1-2):(4-3)	1:1, ±2%

GENERAL SPECIFICATIONS:
OPERATING TEMPERATURE RANGE: -40°C to +125°C including temp rise.
Designed to meet UL Recognized Insulation System M7-130(B), E106391.
Current Rating: 0.85A

- 6E Designed to comply with UL1993 for 347VACrms or VDC.
- 6E Designed to comply with UL840 for 347VACrms or VDC for Overvoltage Category II and Pollution Degree II.

Wire insulation & RoHS status not affected by wire color.
Wire insulation color may vary depending on availability.

REV.	DATE	Packaging Specifications
6E	1/16	Method: Tray
6D	3/15	PKG-0822
6C	10/13	www.we-online.com/midcom
6B	6/13	SEE REVISION SHEET FOR REVISION LEVEL



Tolerances unless otherwise specified:
Angles: ±1° Decimals: ±.005 [.13]
Fractions: ±1/64 Footprint: ±.001 [.03]
This drawing is dual dimensioned. Dimensions in brackets are in millimeters.

DRAWING TITLE

CMC

eiSos p/n: 750341635

compliant RoHS

PART NO.

750341635

SPECIFICATION SHEET 1 OF 2

6D/6B

Mouser Electronics

Authorized Distributor

Click to View Pricing, Inventory, Delivery & Lifecycle Information:

[Würth Electronics:](#)

[750341635](#)