

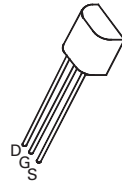
# N-CHANNEL ENHANCEMENT MODE VERTICAL DMOS FET

ISSUE 2 – JUNE 94

## FEATURES

- \* 60 Volt  $V_{DS}$
- \*  $R_{DS(on)} = 1 \Omega$

# ZVN4206A



E-LINE  
T092 COMPATIBLE

## ABSOLUTE MAXIMUM RATINGS.

PARAMETER	SYMBOL	VALUE	UNIT
Drain-Source Voltage	$V_{DS}$	60	V
Continuous Drain Current at $T_{amb}=25^{\circ}C$	$I_D$	600	mA
Pulsed Drain Current	$I_{DM}$	8	A
Gate-Source Voltage	$V_{GS}$	$\pm 20$	V
Power Dissipation at $T_{amb}=25^{\circ}C$	$P_{tot}$	0.7	W
Operating and Storage Temperature Range	$T_j:T_{stg}$	-55 to +150	$^{\circ}C$

## ELECTRICAL CHARACTERISTICS (at $T_{amb} = 25^{\circ}C$ unless otherwise stated).

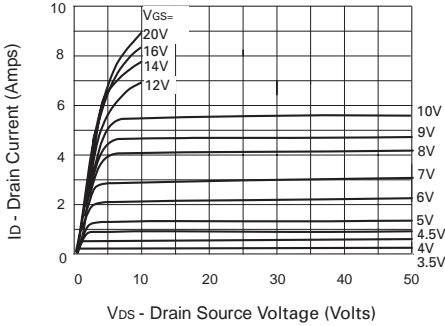
PARAMETER	SYMBOL	MIN.	MAX.	UNIT	CONDITIONS.
Drain-Source Breakdown Voltage	$BV_{DSS}$	60		V	$I_D=1mA, V_{GS}=0V$
Gate-Source Threshold Voltage	$V_{GS(th)}$	1.3	3	V	$I_D=1mA, V_{DS}=V_{GS}$
Gate-Body Leakage	$I_{GSS}$		100	nA	$V_{GS}=\pm 20V, V_{DS}=0V$
Zero Gate Voltage Drain Current	$I_{DSS}$		10 100	$\mu A$ $\mu A$	$V_{DS}=60V, V_{GS}=0$ $V_{DS}=48V, V_{GS}=0V, T=125^{\circ}C(2)$
On-State Drain Current(1)	$I_{D(on)}$	3		A	$V_{DS}=25V, V_{GS}=10V$
Static Drain-Source On-State Resistance (1)	$R_{DS(on)}$		1 1.5	$\Omega$ $\Omega$	$V_{GS}=10V, I_D=1.5A$ $V_{GS}=5V, I_D=500mA$
Forward Transconductance(1)(2)	$g_{fs}$	300		mS	$V_{DS}=25V, I_D=1.5A$
Input Capacitance (2)	$C_{iss}$		100	pF	$V_{DS}=25V, V_{GS}=0V, f=1MHz$
Common Source Output Capacitance (2)	$C_{oss}$		60	pF	
Reverse Transfer Capacitance (2)	$C_{rss}$		20	pF	
Turn-On Delay Time (2)(3)	$t_{d(on)}$		8	ns	$V_{DD} \approx 25V, I_D=1.5A$
Rise Time (2)(3)	$t_r$		12	ns	
Turn-Off Delay Time (2)(3)	$t_{d(off)}$		12	ns	
Fall Time (2)(3)	$t_f$		15	ns	

(1) Measured under pulsed conditions. Width=300 $\mu s$ . Duty cycle  $\leq 2\%$  (2) Sample test.

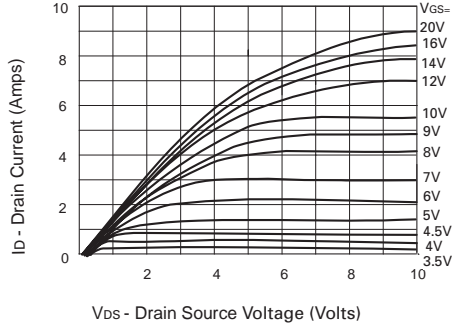
(3) Switching times measured with 50 $\Omega$  source impedance and <5ns rise time on a pulse generator

# ZVN4206A

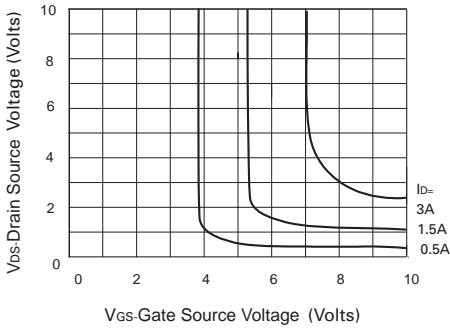
## TYPICAL CHARACTERISTICS



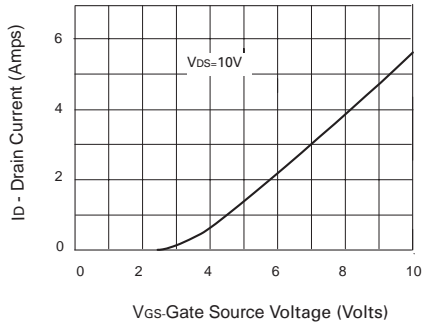
**Output Characteristics**



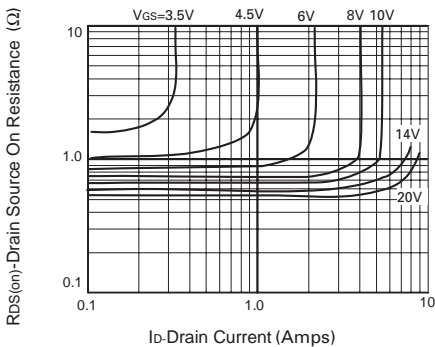
**Saturation Characteristics**



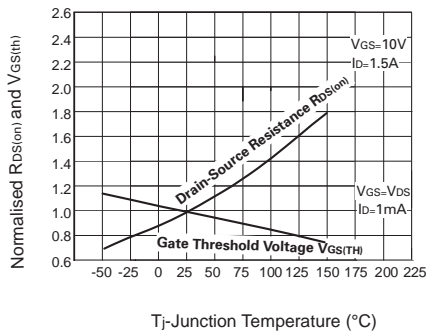
**Voltage Saturation Characteristics**



**Transfer Characteristics**

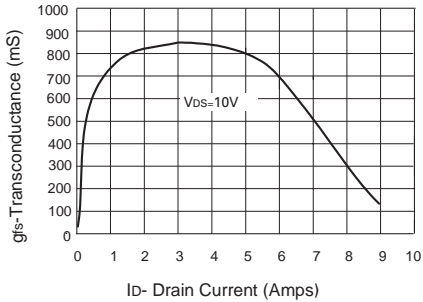


**On-resistance v drain current**

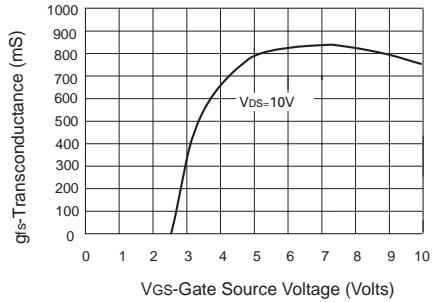


**Normalised  $R_{DS(on)}$  and  $V_{GS(th)}$  v Temperature**

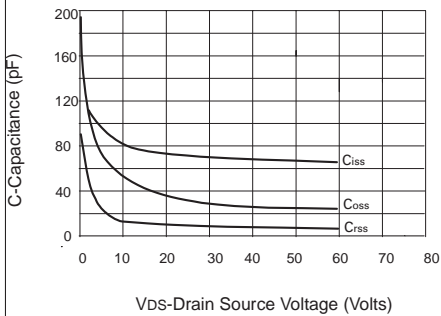
## TYPICAL CHARACTERISTICS



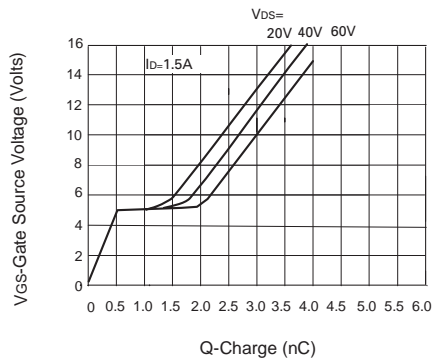
**Transconductance v drain current**



**Transconductance v gate-source voltage**



**Capacitance v drain-source voltage**



**Gate charge v gate-source voltage**

# Mouser Electronics

Authorized Distributor

Click to View Pricing, Inventory, Delivery & Lifecycle Information:

[Diodes Incorporated:](#)

[ZVN4206A](#) [ZVN4206ASTZ](#)