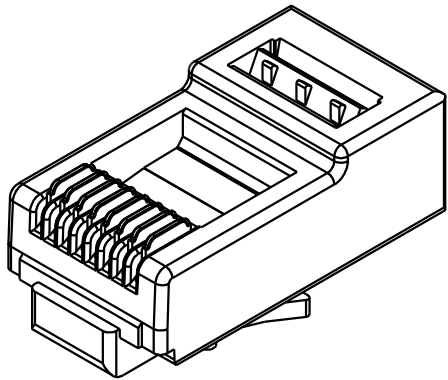
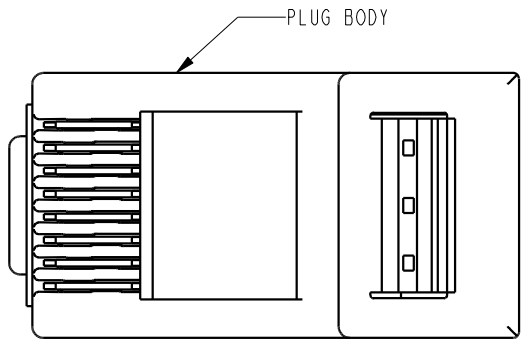


DATE	REV.	ECN	APP'D BY
2-17-15	C2	10258	ADB
3-1-16	C3	10578	TRM
3-23-16	C4	10632	TRM

B

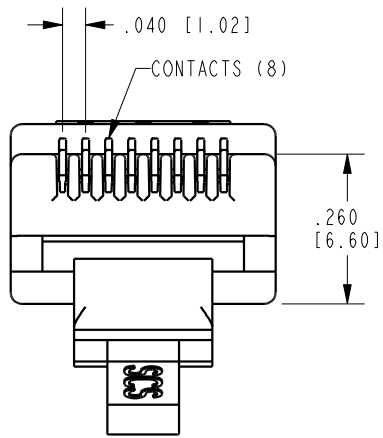


PLUG HOUSING
SCALE 2.5

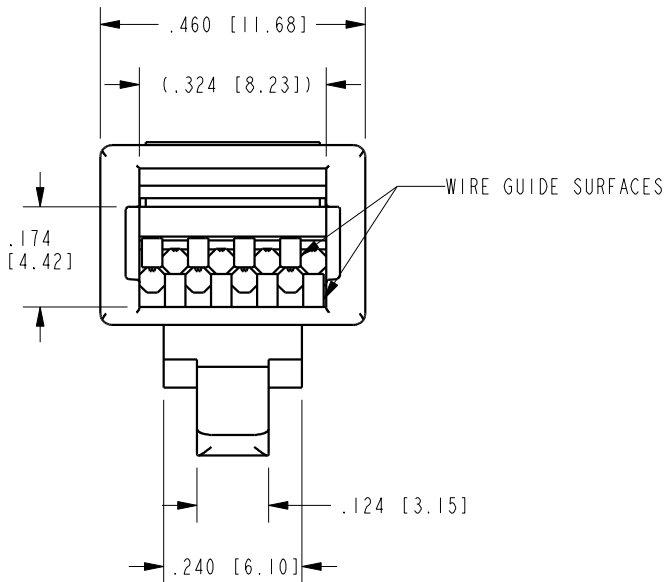
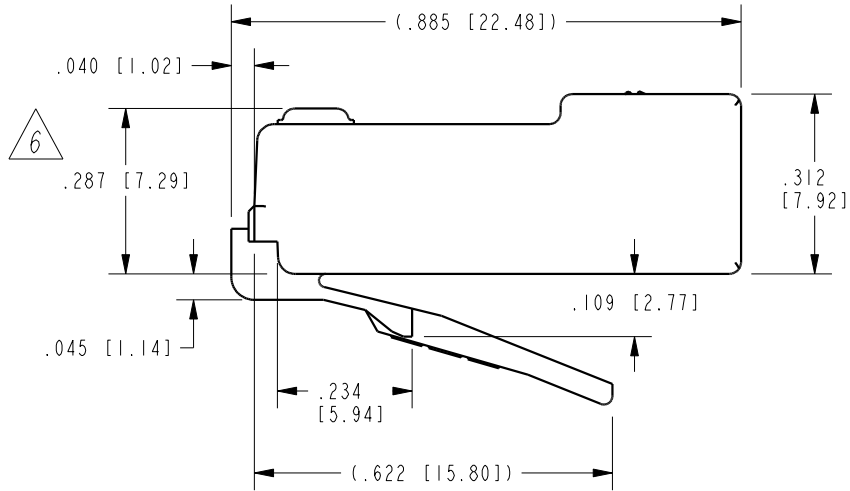


PLUG BODY

B

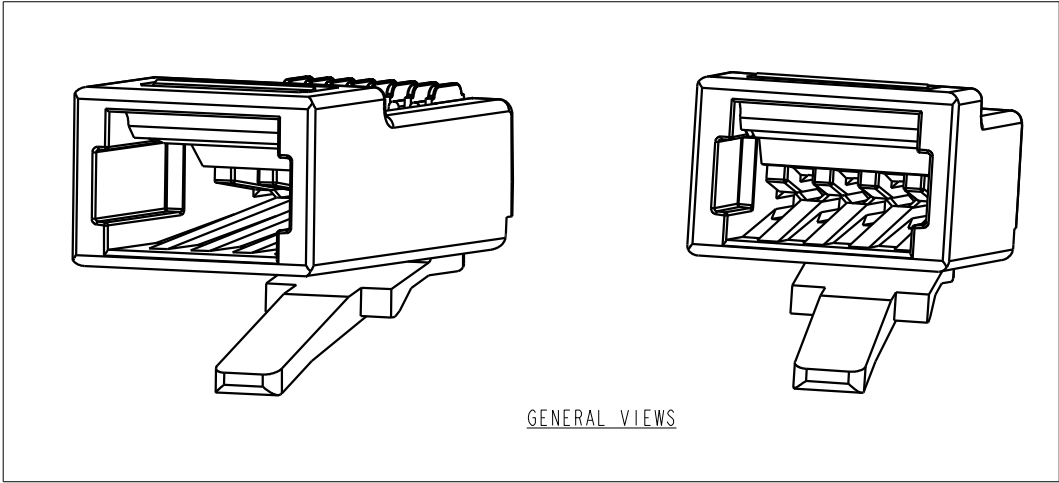


CONTACTS (8)



- NOTES:
- 1- PART CONSISTS OF:
PRE-INSERTED PLUG BODY
 - 2- MATERIALS:
FRONT HOUSING PLASTIC : CLEAR POLYCARBONATE, UL 94-V0
CONTACTS : PHOSPHOR BRONZE, SELECTIVE GOLD PLATING
 - 3- CONTACTS TERMINATE SOLID OR STRANDED CONDUCTORS BETWEEN
.037 [0.94] TO .042 [1.07] OUTSIDE DIAMETER OF INSULATION
 - 4- PLUG SPECIFICATION: FOR CATEGORY 5 APPLICATIONS.
 - 5- DIMENSIONS AND TOLERANCES COMPLY WITH TIA-1096 STANDARD.
 - 6 TERMINATED PLUG HEIGHT: .237 [6.02] ±.005 [0.13]
 - 7. FOR PRODUCT SPECIFICATION SEE PR026-01.

A



GENERAL VIEWS

A

BAG OF 25	50 MICRO-INCHES [1.27um]	SS-37000-006
BULK	50 MICRO-INCHES [1.27um]	SS-37000-002
PACKAGE	CONTACT PLATING IN MATING AREA	PART NUMBER

RoHS



THIRD ANGLE PROJECTION

stewart
CONNECTOR
a bel group

11118 Susquehanna Trail South
Glen Rock, PA 17327-9199
(717) 235-7512
<http://www.stewartconnector.com>

DO NOT SCALE DRAWING
DRAWING IS SUBJECT TO
CHANGE WITHOUT NOTICE

UNSHIELDED CAT 5e PLUG

DIMENSIONS: INCHES [METRIC]

UNLESS OTHERWISE SPECIFIED
TOLERANCES ARE ±.005 [0.13]
ANGLES ARE ±1°

SHEET NO.
1 OF 1

THIS DRAWING AND THE SUBJECT MATTER SHOWN THEREON
ARE CONFIDENTIAL AND THE PROPRIETARY PROPERTY OF
STEWART CONNECTOR AND SHALL NOT BE REPRODUCED,
COPIED, OR USED IN ANY MANNER WITHOUT PRIOR WRITTEN
CONSENT OF STEWART CONNECTOR. ONE OR MORE U.S. PATENTS
MAY APPLY TO THIS PRODUCT. FOR DETAILS, PLEASE
VISIT: [HTTP://BELFUSE.COM/STEWART/STEWART_PATENTS/](http://BELFUSE.COM/STEWART/STEWART_PATENTS/)

DRN BY: JRC
APPD BY: DAB
DWG. NO. CT370039

DATE 5-30-01
DATE 5-30-01
REV. C4

Mouser Electronics

Authorized Distributor

Click to View Pricing, Inventory, Delivery & Lifecycle Information:

Bel:

[SS-37000-002](#) [SS-37000-006](#)