

IEC Appliance Inlet C14, Snap-in Mounting, Front Side, Solder or Quick-connect Terminal



6100-4



See below:

Approvals and Compliances

Description

- Panel mount :
Snap-in version from front side
- 1 Function :
- Appliance Inlet , Pin temperature 70 °C , Protection class I
- Solder terminals or quick connect terminals

Other versions on request

- Other panel thickness
- Types for enhanced glow wire test requirements acc. IEC 60695-2-12 and -13 for the use in unattended household equipment acc. IEC 60335-1

References

- Alternative: protection class II version [6102-5](#)
- Alternative: version with line filter [5110](#); [5120](#)

Weblinks

- [pdf data sheet](#), [html data sheet](#), [General Product Information](#), [Distributor-Stock-Check](#), [Accessories](#), [Detailed request for product](#)

Technical Data

Ratings IEC	10A / 250VAC; 50Hz
Ratings UL/CSA	15A / 250VAC; 60Hz
Dielectric Strength	> 2kVAC between L-N > 2kVAC between L/N-PE (1 min/50Hz)
Allowable Operation Temperature	-25 °C to 70 °C
IP-Protection	from front side IP30 acc. to IEC 60529
Insulation cover	Suitable for appliances with protection class I acc. to IEC 61140
Terminal	Solder terminals or quick connect terminals
Panel Thickness S	Snap-in: 1/1.2/1.5/2/2.5/3 mm
Material: Housing	Thermoplastic, black, UL 94V-0

appliance inlet/-outlet	C14 acc. to IEC 60320-1, UL 60320-1, CSA C22.2 no. 60320-1 (for cold conditions) pin-temperature 70 °C, 10A, Protection Class I
-------------------------	---------------------------------------------------------------------------------------------------------------------------------

Approvals and Compliances

Detailed information on product approvals, code requirements, usage instructions and detailed test conditions can be looked up in [Details about Approvals](#)

SCHURTER products are designed for use in industrial environments. They have approvals from independent testing bodies according to national and international standards. Products with specific characteristics and requirements such as required in the automotive sector according to IATF 16949, medical technology according to ISO 13485 or in the aerospace industry can be offered exclusively with customer-specific, individual agreements by SCHURTER.

Approvals




The approval mark is used by the testing authorities to certify compliance with the safety requirements placed on electronic products.

Approval Reference Type: 6100

Approval Logo	Certificates	Certification Body	Description
	VDE Approvals	VDE	Certificate Number: 40015595
	UL Approvals	UL	UL File Number: E96454
	CCC Approvals	CCC	CCC Certificate Number:



Product standards

Product standards that are referenced

Organization	Design	Standard	Description
	Designed according to	IEC 60320-1	Appliance couplers for household and similar general purposes
	Designed according to	UL 60320-1	Standard for Attachment Plugs and Receptacles
	Designed according to	CSA C22.2 no. 60320-1	General Use Receptacles, Attachment Plugs, and Similar Wiring Devices






Application standards

Application standards where the product can be used

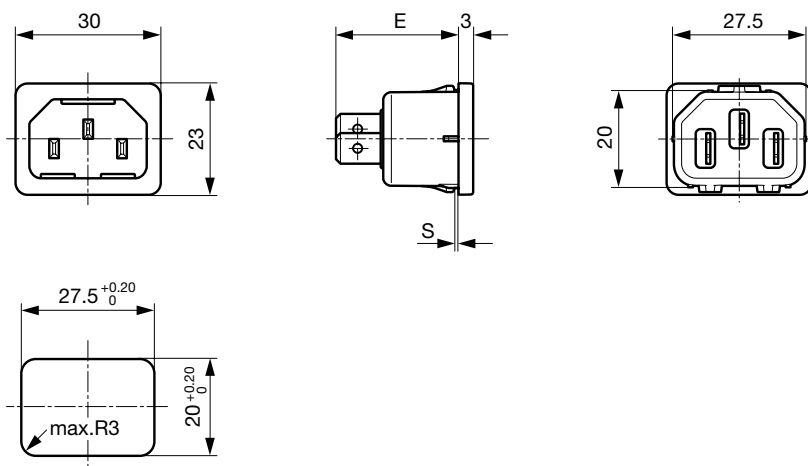
Organization	Design	Standard	Description
	Designed for applications acc.	IEC/UL 60950	IEC 60950-1 includes the basic requirements for the safety of information technology equipment.
	Designed for applications acc.	IEC 60335-1	Safety of electrical appliances for household and similar purposes. Meets the requirements for appliances in unattended use. This includes the enhanced requirements of glow wire tests acc. to IEC 60695-2-11 or -12 & -13.

Compliances

The product complies with following Guide Lines

Identification	Details	Initiator	Description
	CE declaration of conformity	SCHURTER AG	The CE marking declares that the product complies with the applicable requirements laid down in the harmonisation of Community legislation on its affixing in accordance with EU Regulation 765/2008.
	RoHS	SCHURTER AG	EU Directive RoHS 2011/65/EU
	China RoHS	SCHURTER AG	The law SJ / T 11363-2006 (China RoHS) has been in force since 1 March 2007. It is similar to the EU directive RoHS.
	REACH	SCHURTER AG	On 1 June 2007, Regulation (EC) No 1907/2006 on the Registration, Evaluation, Authorization and Restriction of Chemicals 1 (abbreviated as "REACH") entered into force.
	White paper Glow wire test	SCHURTER AG	Meets the requirements of IEC 60335-1 for appliances in unattended use. This includes the enhanced requirements of glow wire tests acc. to IEC 60695-2-11 or -12 & -13.

Dimensions [mm]



E: Solder terminals 22.5 mm

E: Quick connect terminals 25.5 mm

S: 1.0, 1.2, 1.5, 2.0, 2.5, 3.0 mm

All Variants

Type	Protection Class	Panel mounting	Panel Thickness s [mm]	Terminal	Order Number
6100-4	I	Snap-in	1	Quick connect terminals 4.8 x 0.8 mm	6100.4210
6100-4	I	Snap-in	1.2	Quick connect terminals 4.8 x 0.8 mm	6100.4212
6100-4	I	Snap-in	1.5	Quick connect terminals 4.8 x 0.8 mm	6100.4215
6100-4	I	Snap-in	1.6	Quick connect terminals 4.8 x 0.8 mm	6100.4216
6100-4	I	Snap-in	2	Quick connect terminals 4.8 x 0.8 mm	6100.4220
6100-4	I	Snap-in	2.5	Quick connect terminals 4.8 x 0.8 mm	6100.4225
6100-4	I	Snap-in	3	Quick connect terminals 4.8 x 0.8 mm	6100.4230
6100-4	I	Snap-in	1	Quick connect terminals 6.3 x 0.8 mm	6100.4310
6100-4	I	Snap-in	1.2	Quick connect terminals 6.3 x 0.8 mm	6100.4312
6100-4	I	Snap-in	1.5	Quick connect terminals 6.3 x 0.8 mm	6100.4315
6100-4	I	Snap-in	2	Quick connect terminals 6.3 x 0.8 mm	6100.4320
6100-4	I	Snap-in	2.5	Quick connect terminals 6.3 x 0.8 mm	6100.4325
6100-4	I	Snap-in	3	Quick connect terminals 6.3 x 0.8 mm	6100.4330
6100-4	I	Snap-in	1	Solder terminals 3.8 x 0.8 mm	6100.4110
6100-4	I	Snap-in	1.2	Solder terminals 3.8 x 0.8 mm	6100.4112
6100-4	I	Snap-in	1.5	Solder terminals 3.8 x 0.8 mm	6100.4115
6100-4	I	Snap-in	2	Solder terminals 3.8 x 0.8 mm	6100.4120
6100-4	I	Snap-in	2.5	Solder terminals 3.8 x 0.8 mm	6100.4125
6100-4	I	Snap-in	3	Solder terminals 3.8 x 0.8 mm	6100.4130

Most Popular.

Availability for all products can be searched real-time: <https://www.schurter.com/en/Stock-Check/Stock-Check-SCHURTER>

Articles for enhanced glow wire test requirements acc. IEC 60695-2-12 and -13 can be ordered with ending ".15" (xxxx.xxxx.15). They are suitable for the use in unattended household equipment acc. IEC 60335-1.

Packaging unit 50 Pcs

Accessories

Description



Wire Harness
 Wire harness for SCHURTER products



Assorted Covers
 Rear Cover

0859.0048

4311.9401

4311.9402



Cord retaining kits
 Cord retaining strain relief

Countersunk, C

4700.0003

Mating Outlets/Connectors

Category / Description

[Appliance Outlet Overview complete](#)

4787, Mounting: Screw-on mounting, Appliance Outlet: IEC Solder terminals, 10 A, Suitable for appliances with protection class I	4787
----------------------------------------------------------------------------------------------------------------------------------	------

4788, Mounting: Snap-in version, Appliance Outlet: IEC Solder terminals or quick connect terminals, 10 A, Suitable for appliances with protection class I	4788
-----------------------------------------------------------------------------------------------------------------------------------------------------------	------

IEC Appliance Outlet F or H, Screw-on Mounting, Front Side, Solder, PCB or Quick-connect Terminal	5091
---------------------------------------------------------------------------------------------------	------

[Appliance Outlet further types to 6100-4](#)

[Connector Overview complete](#)

4782 Mounting: Power Cord, 3 x 1 mm ² / 3 x 18 AWG, Cable, Connector: IEC C13	4782
------------------------------------------------------------------------------------------	------

4785 Mounting: Power Cord, 3 x 1 mm ² / 3 x 18 AWG, Cable, Connector: IEC C13	4785
------------------------------------------------------------------------------------------	------

4300-06 Mounting: Power Cord, 3 x 1 mm ² / 3 x 18 AWG, Cable, Connector: IEC C13	4300-06
---------------------------------------------------------------------------------------------	---------

4781 Mounting: Power Cord, 3 x 1 mm ² / 3 x 18 AWG, Cable, Connector: IEC C15	4781
------------------------------------------------------------------------------------------	------

4784 Mounting: Power Cord, 3 x 1 mm ² / 3 x 18 AWG, Cable, Connector: IEC C15	4784
------------------------------------------------------------------------------------------	------

[Connector further types to 6100-4](#)

...