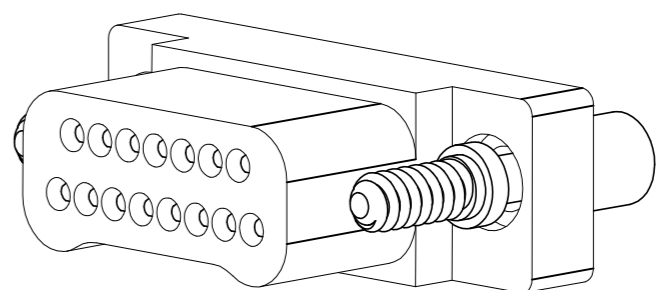
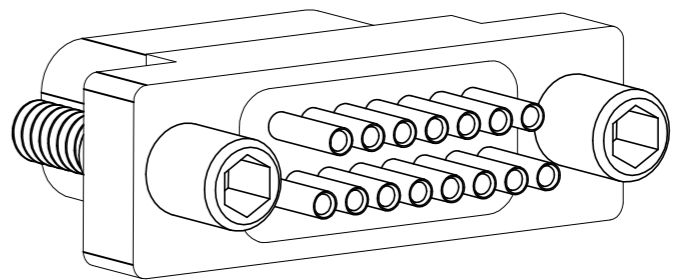
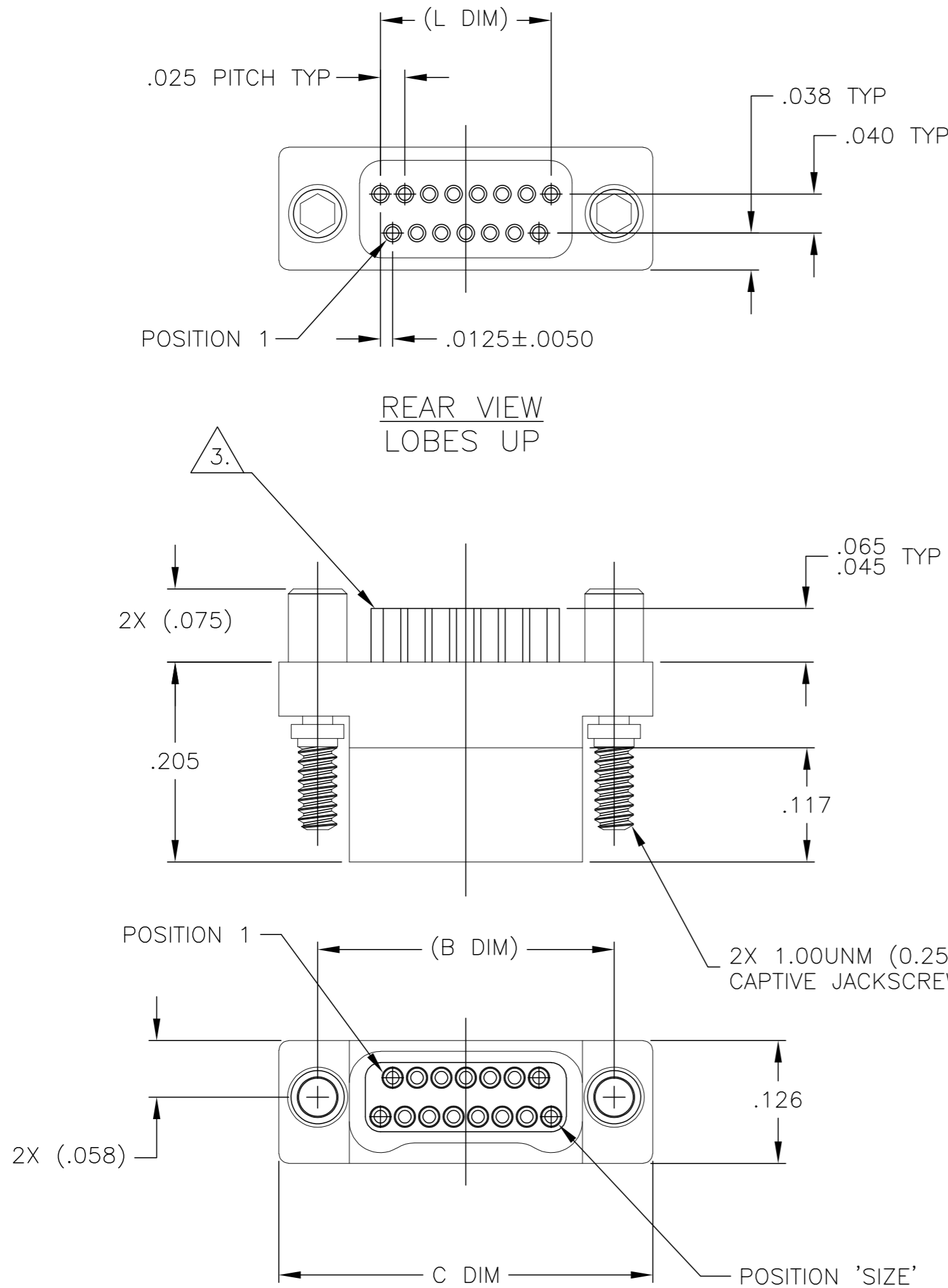


LOC	DIST	REVISIONS				
		P	LTR	DESCRIPTION	DATE	DWN
DF	D0		F1	REVISED PER ECO-11-005139	21MAR11	RK
						APVD
						HMR



SIZE	(B DIM)	C DIM ±.0050	(L DIM)
09	(.229)	.3085	(.100)
15	(.304)	.3835	(.175)
25	(.429)	.5085	(.300)
37	(.579)	.6585	(.450)
51	(.754)	.8335	(.625)
65	(.929)	1.0085	(.800)

1. SHELL OPTIONS (TO BE SPECIFIED IN NANONICS PART NUMBER):
METAL: 6061-T6 ALUMINUM, ELECTROLESS NICKEL PLATED PER MIL-C-26074 (STANDARD) OR GOLD PLATED PER MIL-G-45204
303 STAINLESS STEEL, PASSIVATED PER SAE-AMS-QQ-P-35
INSULATOR MATERIAL FOR ALL METAL SHELLS IS LIQUID CRYSTAL POLYMER (LCP) PER MIL-M-24519 OR PER ASTM D5138
2. STANDARD 1.00UNM CAPTIVE JACKSCREWS ARE SHOWN FOR REFERENCE ONLY AND MUST BE SPECIFIED IN THE NANONICS PART NUMBER WHEN REQUIRED. JACKSCREW MATERIAL IS 303 STAINLESS STEEL, PASSIVATED PER SAE-AMS-QQ-P-35, AND DRY LUBED PER DOD-L-85645. RETAINING RING IS 17-4 STAINLESS STEEL, PASSIVATED PER SAE-AMS-QQ-P-35. JACKSCREWS HAVE A .9mm HEX SOCKET HEAD. 1.20UNM JACKSCREWS ALSO AVAILABLE.
3. THIS CONFIGURATION TO HAVE SOLDER CUPS WHICH ARE TO BE TERMINATED BY THE CUSTOMER WITH 30 AWG STRANDED OR SMALLER WIRE. SOLDER CUPS ARE GOLD PLATED PER MIL-G-45204.
4. NANONICS TERMINATION CODE: 11500
5. THIS DRAWING PREVIOUSLY IDENTIFIED AS NANONICS 303-0019-XX

THIS DRAWING IS A CONTROLLED DOCUMENT.		DWN D. RYAN	02-12-99	TE Connectivity			
DIMENSIONS: INCHES		CHK M. STORRY	02-16-99				
		APVD S. KAIN	07-10-00	NAME PLUG ASSEMBLY, TWO ROW DUALLOBE, SOLDER CUP TERMINATION, PLASTIC OR METAL			
		TOLERANCES UNLESS OTHERWISE SPECIFIED:		PRODUCT SPEC			
MATERIAL SEE NOTES		FINISH SEE NOTES		APPLICATION SPEC		RESTRICTED TO	
				WEIGHT -		SIZE A2	
				CUSTOMER DRAWING		CAGE CODE 00779	
				SCALE 8:1		DRAWING NO C-1589053	
				SHEET 1 OF 1		REV F1	

Mouser Electronics

Authorized Distributor

Click to View Pricing, Inventory, Delivery & Lifecycle Information:

[TE Connectivity:](#)

[STL02511500PC](#)