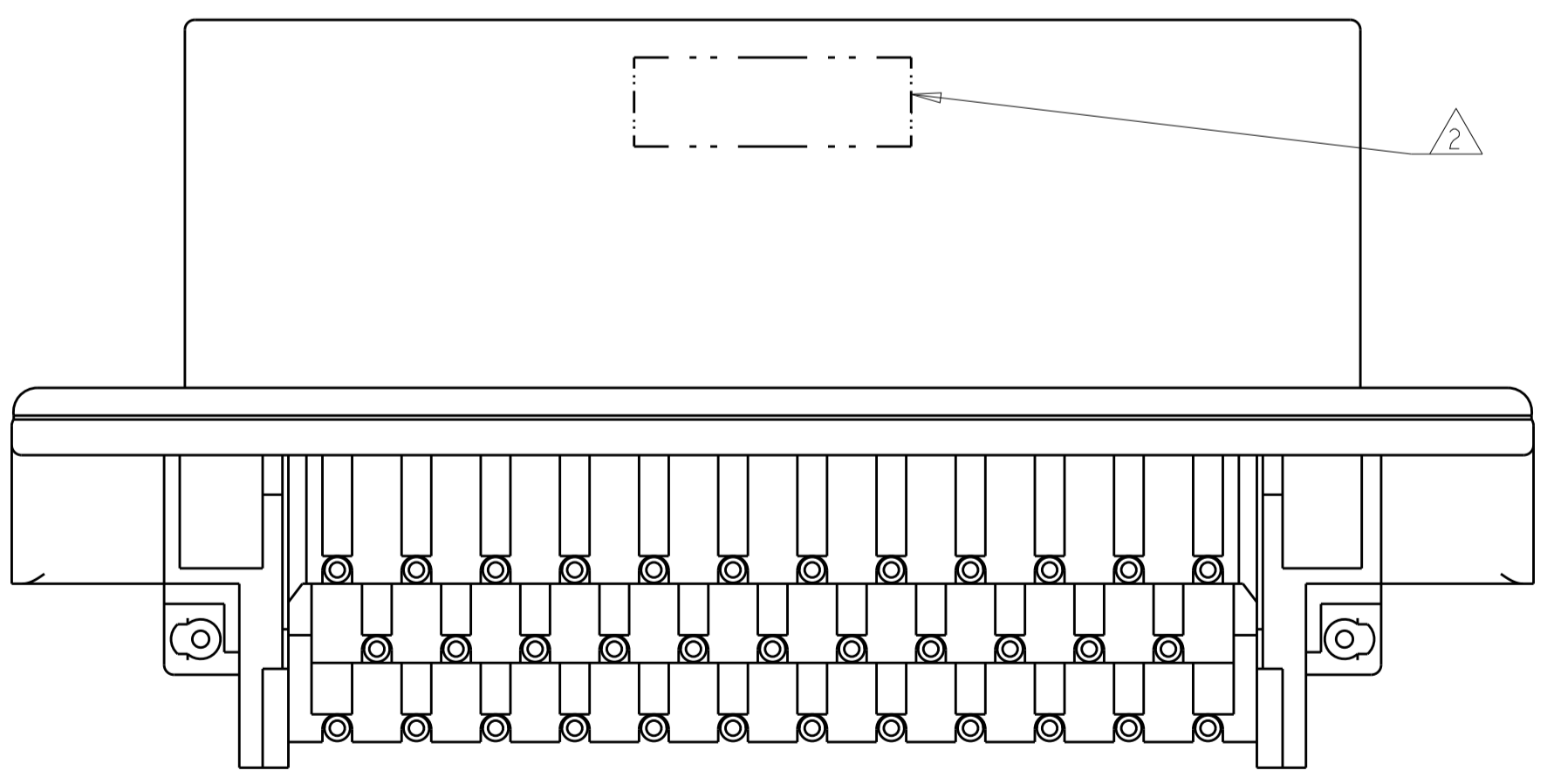
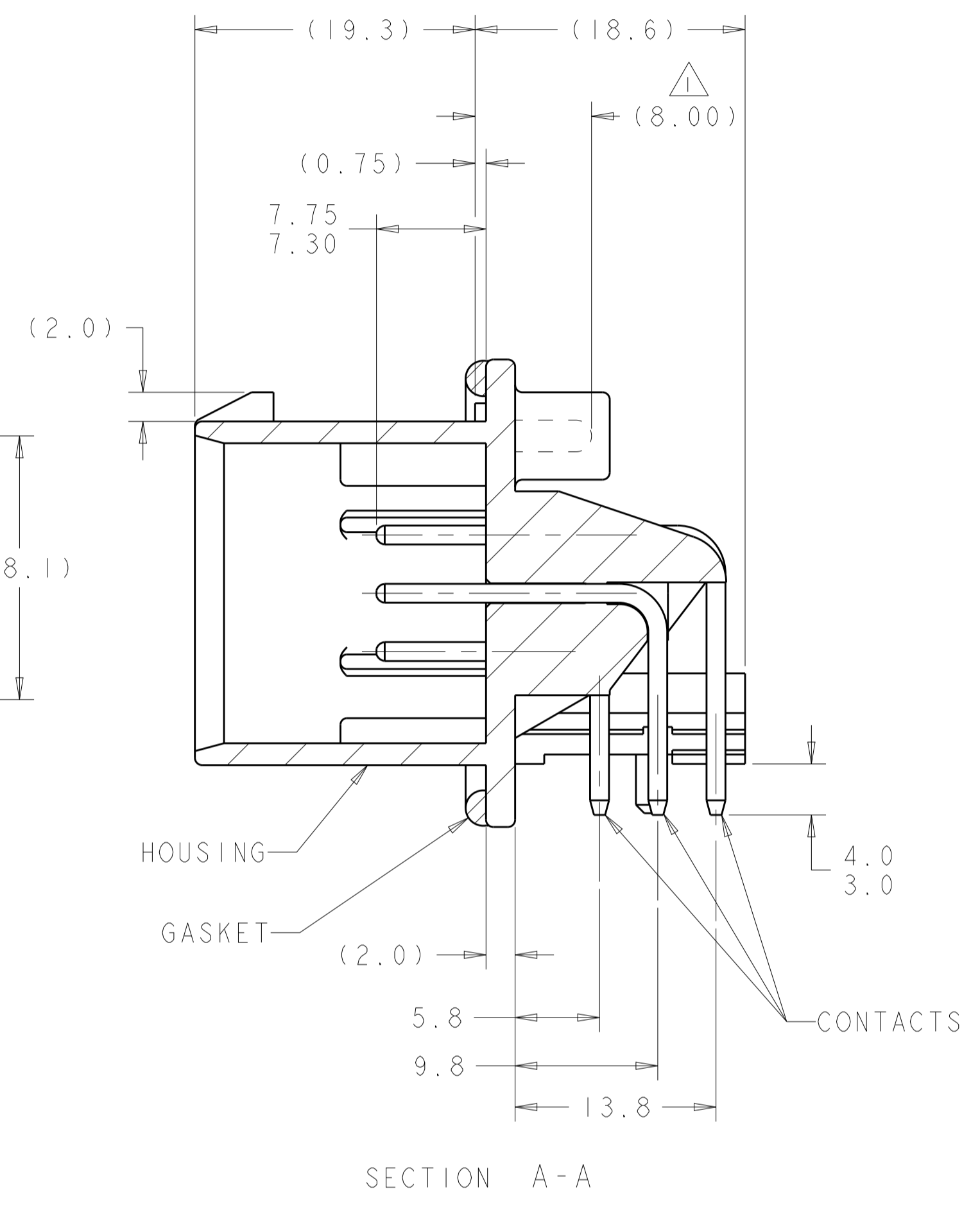
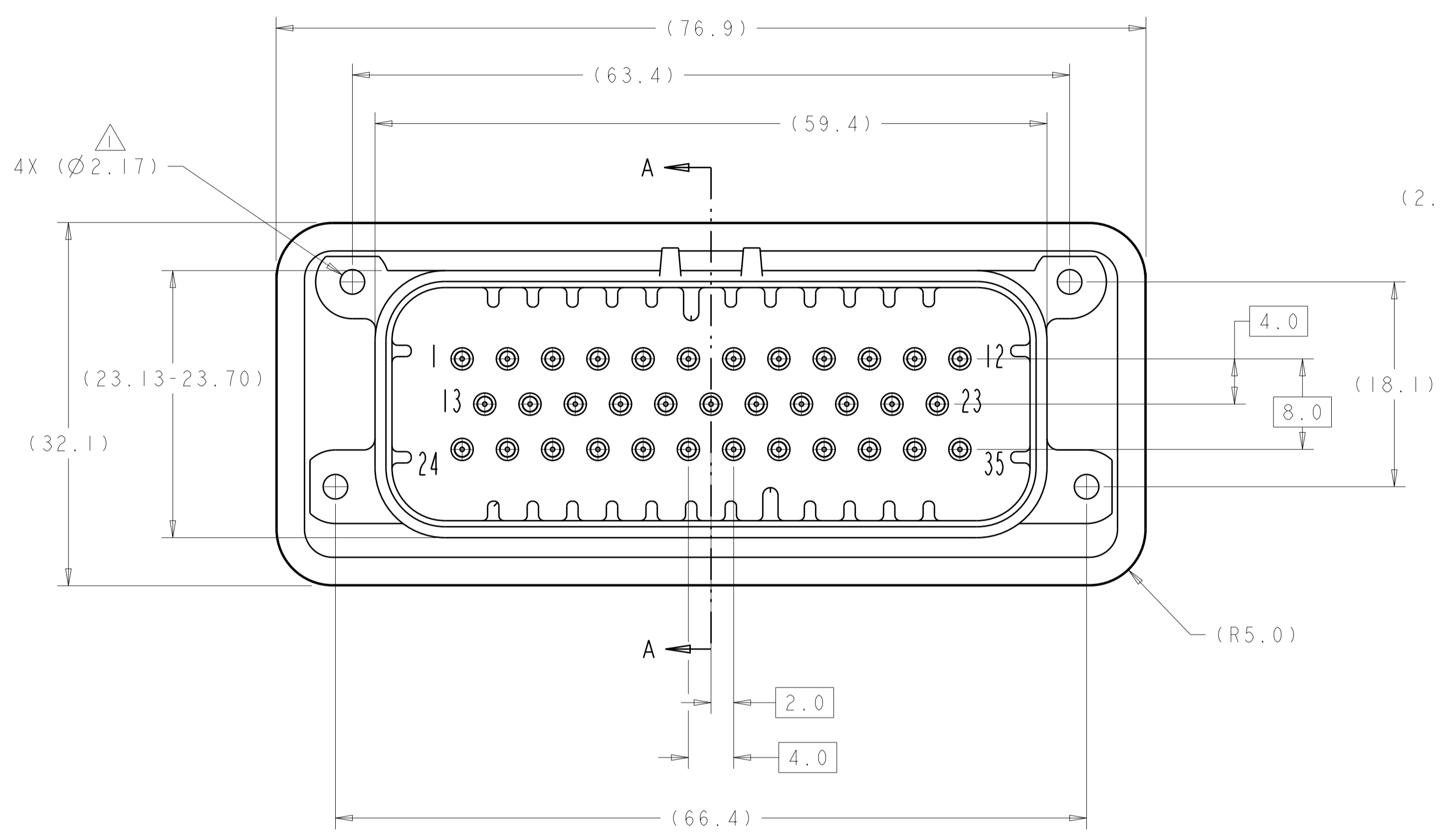


REVISIONS				
P.	LTM	DESCRIPTION	DATE	OWN APVD
J5		REVISED PER ECO-13-019430	10DEC2013	DD DS
J6		REVISED PER ECO-15-000177	30JAN2015	DD DS
J7		REVISED PER ECO-15-003872	25MAR2015	DD DS
J8		REVISED PER ECO-16-003526	09MAR2016	JM DS

- 1 ACCEPTS #3 SELF TAPPING THREAD FORMING SCREW OR METRIC EQUIVALENT TO BE DRIVEN AT 0.6-0.8 N-m
- 2 DATE CODE IN THIS LOCATION USING 5 DIGIT CODE
FIRST 2 DIGITS = YEAR, SECOND 2 DIGITS = WEEK
LAST DIGIT = DAY
- 3 HOUSING COLORS ARE MECHANICALLY KEYED TO MATE ONLY WITH IDENTICALLY COLORED PLUG ASSEMBLIES.
- 4 MATERIAL: HEADER HOUSING - GLASS FILLED PBT
PINS - TIN OR GOLD PLATED BRASS
GASKET - SILICONE
- 5. HEADER MATES TO PLUG ASSEMBLY 776164 WHICH USES REELED TERMINAL 770520 OR LOOSE PIECE TERMINAL 770854



776163-1 & 1-776163-1
KEY LOCATION AS SHOWN

DURAGOLD	ORANGE	1-776163-6
DURAGOLD	BLUE	1-776163-5
DURAGOLD	GRAY	1-776163-4
DURAGOLD	NATURAL (WHITE)	1-776163-2
DURAGOLD	BLACK	1-776163-1
TIN	BLUE	776163-5
TIN	GRAY	776163-4
TIN	NATURAL (WHITE)	776163-2
TIN	BLACK	776163-1
FINISH	HEADER COLOR	PART NUMBER

THIS DRAWING IS A CONTROLLED DOCUMENT.		OWN R. VESTAL 31DEC2002	
DIMENSIONS: mm		CHK D. CROWE 31DEC2002	
TOLERANCES UNLESS OTHERWISE SPECIFIED:		APVD D. CROWE 31DEC2002	NAME HEADER ASSEMBLY, 35 POSITION, RIGHT ANGLE, AMPSEAL
0 PLC ±0.2		PRODUCT SPEC 108-1329	
1 PLC ±0.2		APPLICATION SPEC 114-16016	SIZE A100779
2 PLC ±0.2		WEIGHT	CAGE CODE C=776163
3 PLC ±0.2		CUSTOMER DRAWING	RESTRICTED TO
4 PLC ±0.2			SCALE 4:1 SHEET 1 OF 2 REV J8
ANGLES ±0.5			
FINISH			

Mouser Electronics

Authorized Distributor

Click to View Pricing, Inventory, Delivery & Lifecycle Information:

[TE Connectivity:](#)

[1-776163-2](#)