

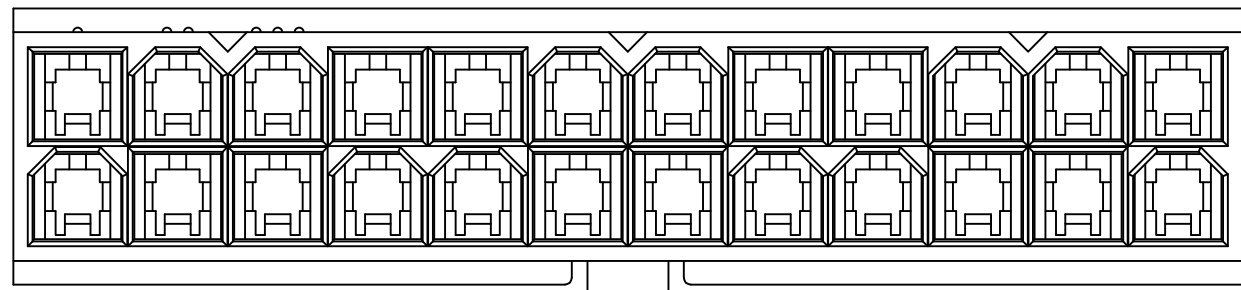
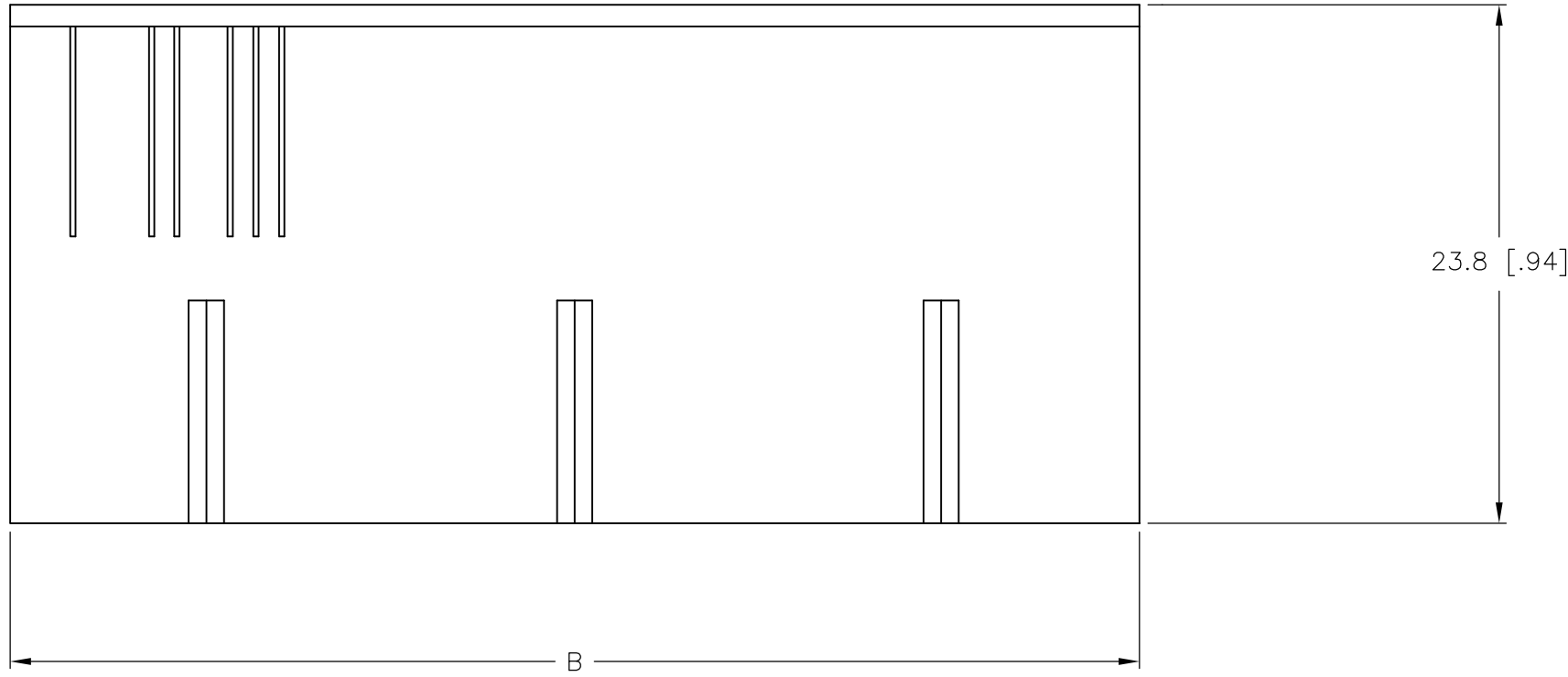
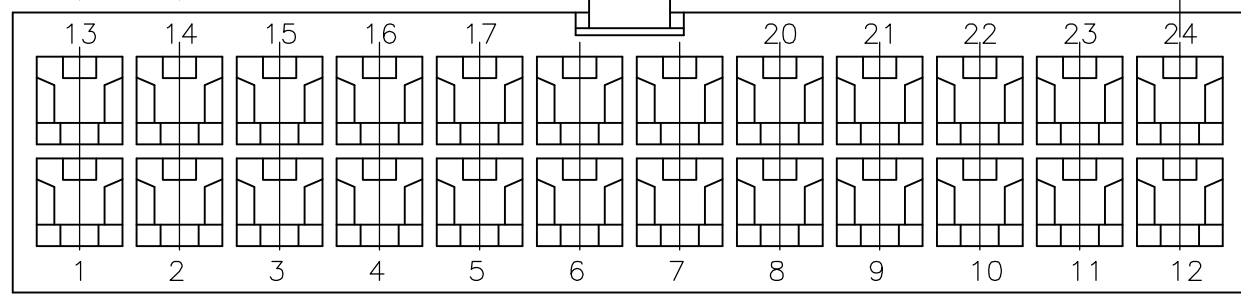
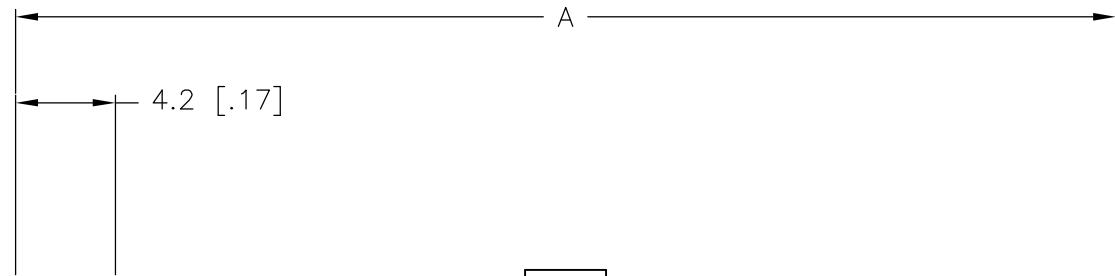
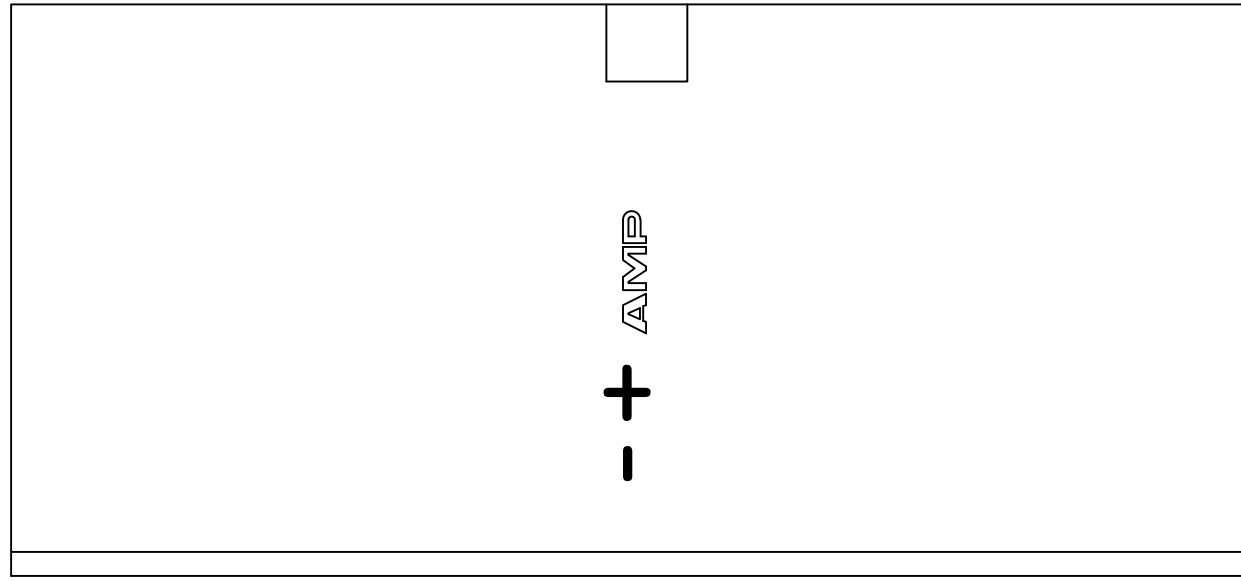


THIS DRAWING IS UNPUBLISHED. RELEASED FOR PUBLICATION  
 © COPYRIGHT By - ALL RIGHTS RESERVED.

LOC	DIST	REVISIONS					
CM	00	P	LTR	DESCRIPTION	DATE	DWN	APVD
		A1		REVISED PER ECO-11-004917	11MAR11	RK	HMR



1 NYLON, UL94V-0.

51.6	46.2	24	2-1586017-4
47.4	42.0	22	2-1586017-2
43.2	37.8	20	2-1586017-0
39.0	33.6	18	1-1586017-8
34.8	29.4	16	1-1586017-6
30.6	25.2	14	1-1586017-4
26.4	21.0	12	1-1586017-2
22.2	16.8	10	1-1586017-0
18.0	12.6	8	1586017-8
13.8	8.4	6	1586017-6
9.6	4.2	4	1586017-4
5.4	--	2	1586017-2
DIM B	DIM A	POS	PART NUMBER

METRIC

THIS DRAWING IS A CONTROLLED DOCUMENT.		DWN S. HAMM 30-JUL-2002		
DIMENSIONS: mm [INCHES]		CHK D. COLEY 30-JUL-2002		
TOLERANCES UNLESS OTHERWISE SPECIFIED:		APVD D. COLEY 30-JUL-2002	NAME FREE HANGING PLUG HOUSING, VO, VAL-U-LOK(TM)	
0 PLC ±		PRODUCT SPEC	SIZE A2	CAGE CODE 00779
1 PLC ± 0.4 [.02]		APPLICATION SPEC	DRAWING NO C=1586017	RESTRICTED TO -
2 PLC ± 0.25 [.010]		WEIGHT	SCALE 1:1	
3 PLC ± 0.150 [.0059]		CUSTOMER DRAWING	SHEET 1 OF 1	
4 PLC ±		FINISH	REV A1	
ANGLES ±				
MATERIAL 1				

# Mouser Electronics

Authorized Distributor

Click to View Pricing, Inventory, Delivery & Lifecycle Information:

[TE Connectivity:](#)

[1-1586017-4](#)