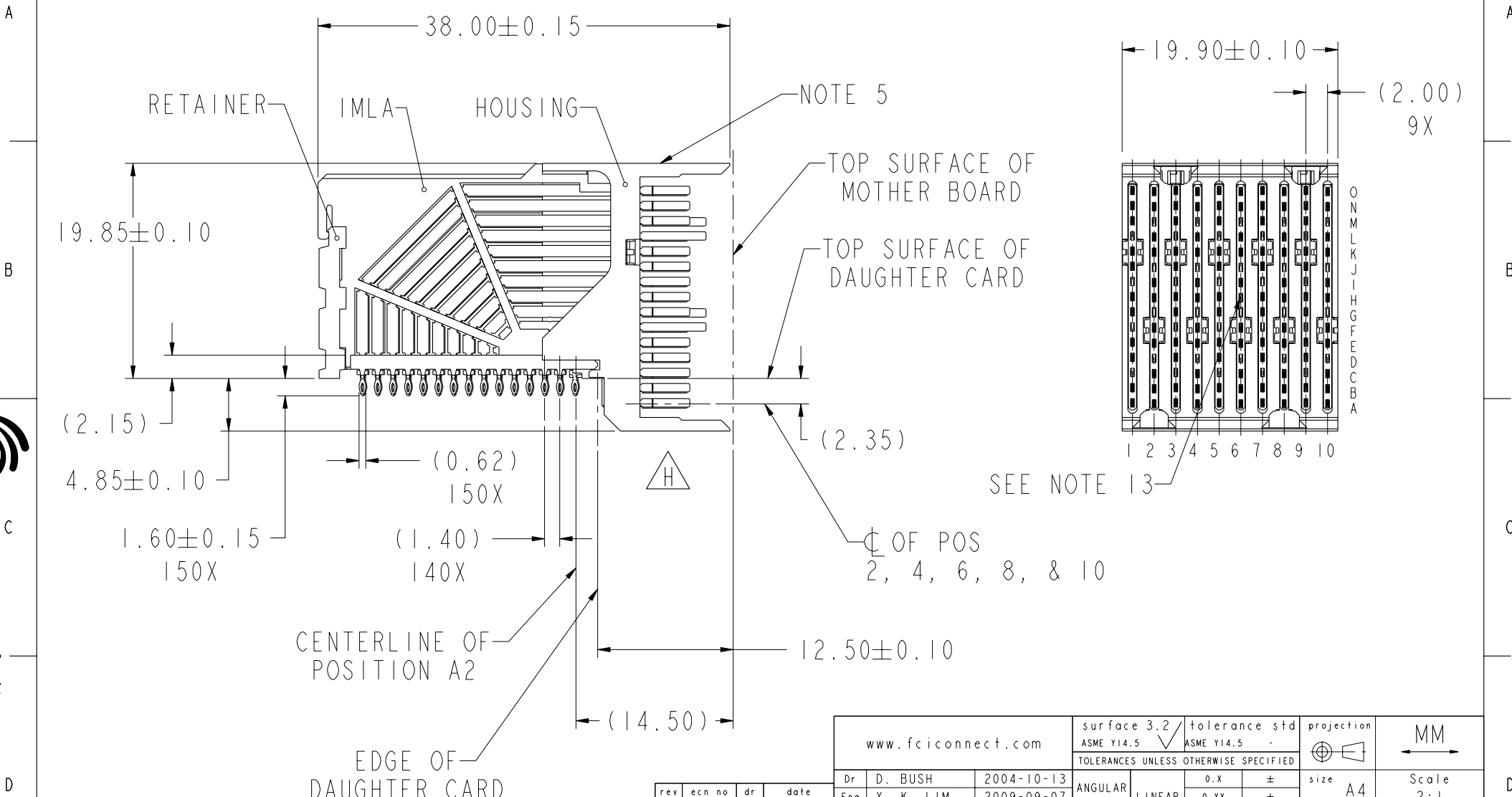


PRODUCT NUMBER
SEE TABLE, SHEET 5



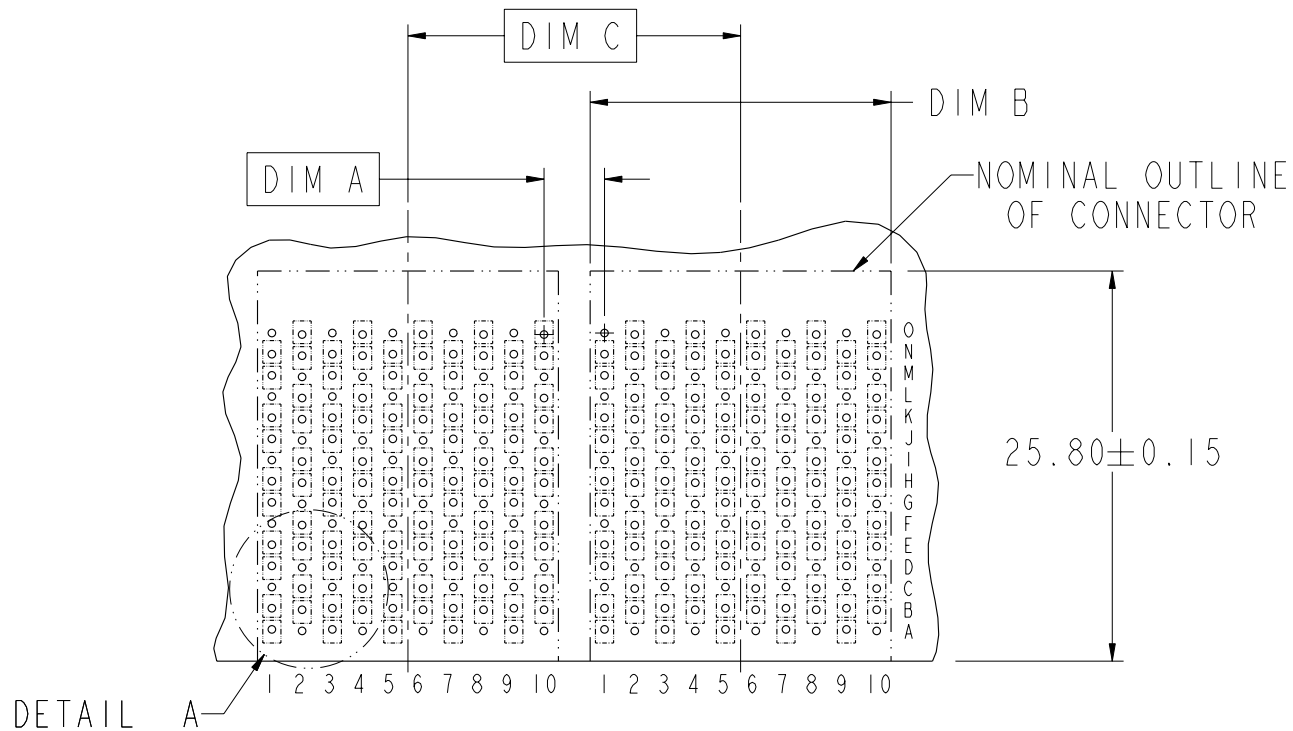
Copyright FCI.

rev	ecn no	dr	date
H	S09-0279	YK	2009-09-07
-	-	-	-
C	V04-1194	DAB	2004-12-27
D	V05-0105	TH	2005-02-09
E	V05-0226	MRS	2005-03-10
F	V05-0748	CH	2005-08-23
G	S06-0374	CH	2006-12-21

www.fciconnect.com		surface 3.2 ASME Y14.5	tolerance std ASME Y14.5	projection MM
		TOLERANCES UNLESS OTHERWISE SPECIFIED		MM
Dr	D. BUSH	2004-10-13	ANGULAR	0.X ±
Eng	Y. K. LIM	2009-09-07	LINEAR	0.XX ±
Chr	Y. K. LIM	2009-09-07	0° ±	0.XXX ±
Appr	JOEY NG	2009-09-07	Product family AirMax VS	
			size	A4
			Scale	2:1
			ECN	S09-0279
			Spec ref	
FCI			AirMax VS R/A HEADER ASSY	
			PRESS-FIT, 150 POS, 20MM	
catalog no			-	CUSTOMER
dwg no			10016527	
			Rev.	H
			sheet	1 of 5

REV F - 2006-04-17

DESCRIPTION	DIM A	DIM B	DIM C
2-20MM MODULES PLACED END-TO-END	2.00	19.90 2X	20.00
1-20MM MODULE & 1-22MM MODULE PLACED END-TO-END	3.00	19.90 1X & 21.90 1X	21.00



RECOMMENDED PCB LAYOUT
FOR DIFFERENTIAL APPLICATIONS
COMPONENT SIDE
(TWO ADJACENT FOOTPRINTS SHOWN)
NOTES 6 & 7



title AirMax VS R/A HEADER ASSY
PRESS-FIT, 150 POS, 20MM
catalog no -

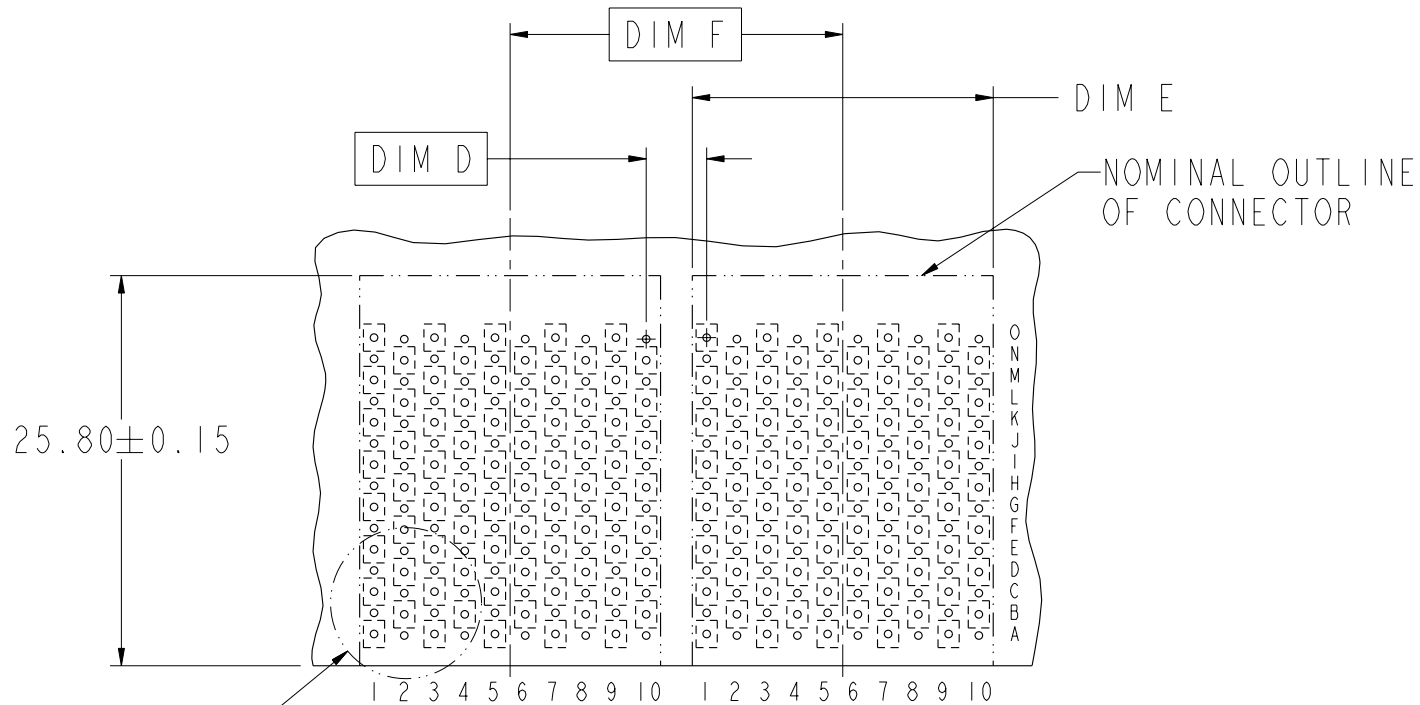
dwg no 10016527

Rev. H

CUSTOMER sheet 2 of 5



DESCRIPTION	DIM D	DIM E	DIM F
2-20MM MODULES PLACED END-TO-END	2.00	19.90 2X	20.00
1-20MM MODULE & 1-22MM MODULE PLACED END-TO-END	3.00	19.90 1X & 21.90 1X	21.00



DETAIL B

RECOMMENDED PCB LAYOUT
FOR SINGLE ENDED APPLICATIONS
COMPONENT SIDE
(TWO ADJACENT FOOTPRINTS SHOWN)
NOTES 6 & 7

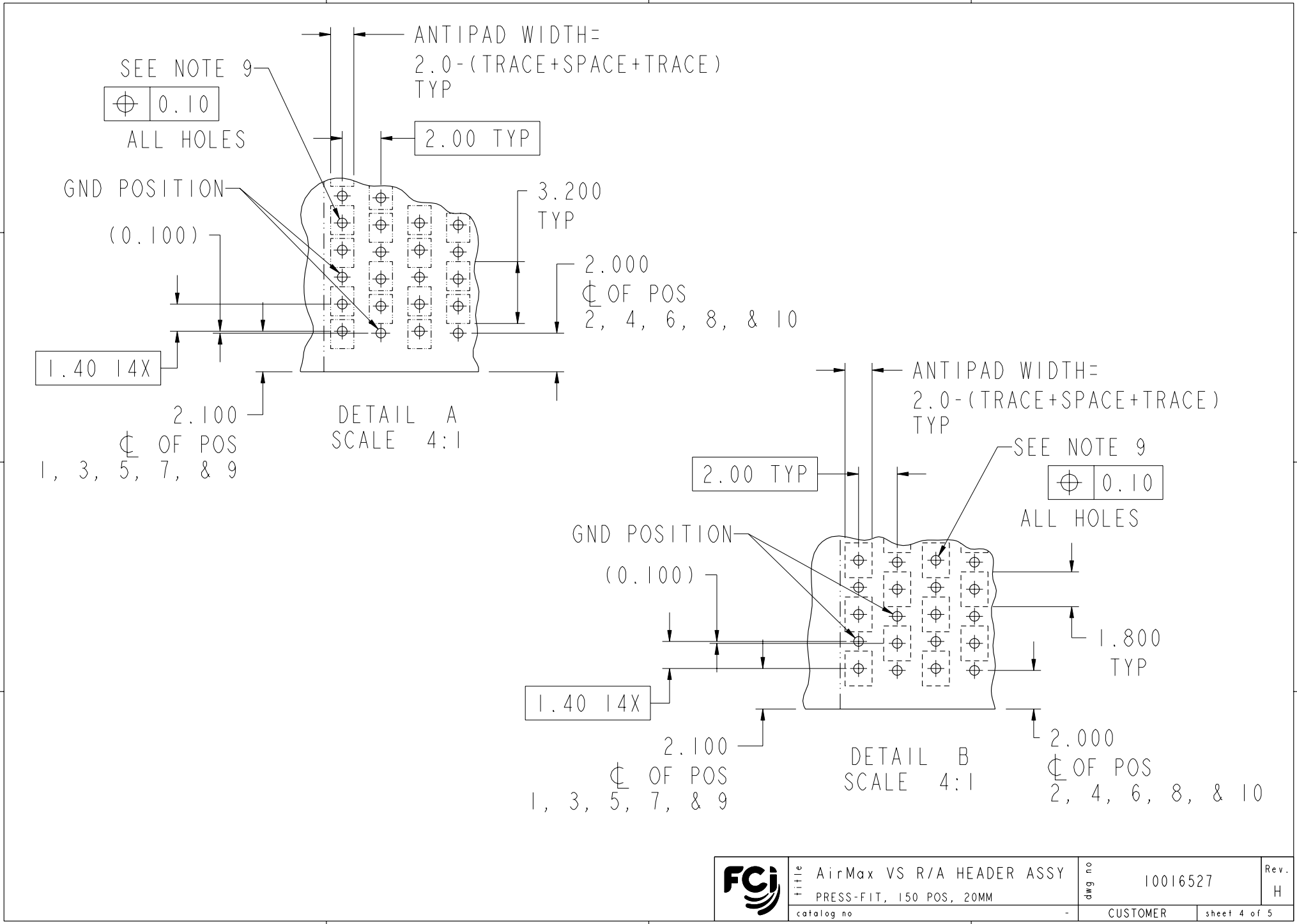


Copyright FCI.





Copyright FCI.



REV F - 2006-04-17

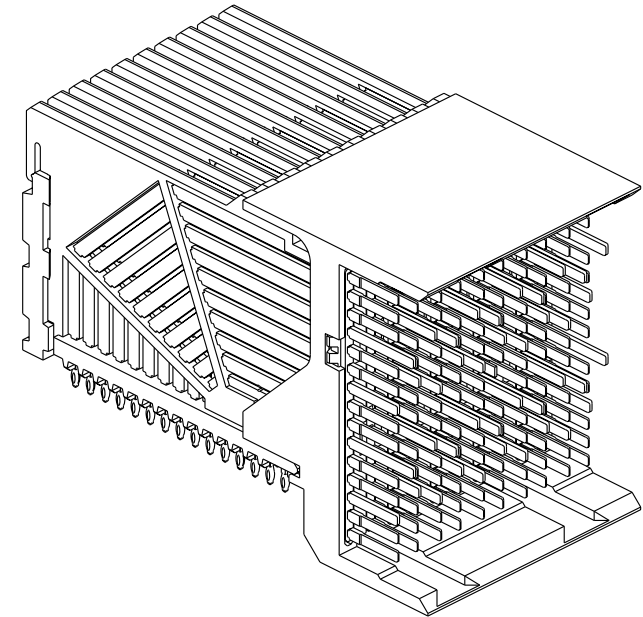


Part no AirMax VS R/A HEADER ASSY
 TITLE PRESS-FIT, 150 POS, 20MM
 catalog no -

dwg no 10016527
 CUSTOMER sheet 4 of 5

Rev. H

PART NUMBER	PRESS-FIT TAIL PLATING TYPE	SHORT DETECT CONTACT
10016527-101	TIN/LEAD ALLOY OVER NICKEL	NO
10016527-101LF	TIN OVER NICKEL (LEAD FREE)	
10016527-111	TIN/LEAD ALLOY OVER NICKEL	YES (SEE NOTE 13)
10016527-111LF	TIN OVER NICKEL (LEAD FREE)	



NOTES:

1. CONNECTOR MATERIALS:
 HOUSING & RETAINER: HIGH TEMP THERMOPLASTIC, NATURAL, UL94V-0
 IMLA PLASTIC: HIGH TEMP THERMOPLASTIC, BLACK, UL94V-0
 CONTACT: COPPER ALLOY

2. CONTACT PLATING:
 SEPARABLE INTERFACE:
 PERFORMANCE-BASED PLATING, QUALIFIED TO MEET THE REQUIREMENTS OF FCI PRODUCT SPECIFICATION GS-12-239 INCLUDING TELCORDIA GR-1217-CORE (NOVEMBER 1995) CENTRAL OFFICE TEST SEQUENCE

PRESS-FIT TAILS: SEE TABLE

3. PRODUCT SPECIFICATION: GS-12-239

4. APPLICATION SPECIFICATION: GS-20-035

5. PRODUCT MARKING, (PART NUMBER & LOT CODE), ON THIS SURFACE

6. REFER TO CUSTOMER DRAWING 10035911 FOR INFORMATION REGARDING PCB LAYOUT OF POWER AND GUIDE MODULES RELATIVE TO SIGNAL MODULES

7. POSITIONS F AND L OF ODD NUMBERED COLUMNS AND POSITIONS G AND M OF EVEN NUMBERED COLUMNS CORRESPOND TO EARLY MATE HEADER PINS

8. THERE IS NO GROUND BUSSING WITHIN THE CONNECTOR SYSTEM

9. REFER TO CUSTOMER DRAWING 10045979 FOR INFORMATION ON PCB HOLE DIAMETERS AND PLATING OPTIONS.

10. LEAD FREE PRODUCT MEETS EUROPEAN UNION DIRECTIVES & OTHER COUNTRY REGULATIONS AS DESCRIBED IN GS-22-008

11. THE HOUSING WILL WITHSTAND EXPOSURE TO 260°C PEAK TEMPERATURE FOR 40 SECONDS IN A CONVECTION, INFRA-RED OR VAPOR PHASE REFLOW OVEN.

12. PACKAGING MEETS GS-14-920 LEAD FREE LABELING SPECIFICATION.

13. MATING PIN H6 HAS 0.5mm LESS WIPE THAN THE SHORTEST SIGNAL PIN.

14. A Δ SYMBOL WILL BE NEXT TO ANY DIMENSION, VIEW, OR NOTE WHICH HAS BEEN MODIFIED WITH THE CURRENT DRAWING REVISION.



Copyright FCI.

	title AirMax VS R/A HEADER ASSY PRESS-FIT, 150 POS, 20MM	dwg no 10016527	Rev. H
	catalog no -	CUSTOMER	sheet 5 of 5

Mouser Electronics

Authorized Distributor

Click to View Pricing, Inventory, Delivery & Lifecycle Information:

[FCI / Amphenol:](#)

[10016527-101LF](#) [10016527-111LF](#)