




CMOS/ 1.8V/ 2.5×2.0mm



RoHS Compliant

Features

- Miniature ceramic package
2.5 (L) × 2.0 (W) × 0.7 (H) mm (Typ.)
- High Stability Output Frequency
±10×10⁻⁶ (-10 to +70°C)
±15×10⁻⁶ (-40 to +85°C)
- CMOS output
- Supply voltage V_{CC} = 1.8V
Low Power Supply Consumption

Applications

- Wi-Fi, Bluetooth® etc.

How to Order

KC2520C 40.0000 C 1 □ E 00
① ② ③ ④ ⑤ ⑥ ⑦

- ① Series
- ② Output Frequency
- ③ Output Type (CMOS)
- ④ Supply Voltage (1.8V)
- ⑤ Frequency Tolerance (See Table 1)
- ⑥ Symmetry/ INH Function (45/ 55%, Stand-by)
- ⑦ Individual Specification (STD Specification is "00")

Packaging (Tape & Reel 2000 pcs./ reel)

Table 1

Freq. Tol. Code	× 10 ⁻⁶	Operating Temperature Range (°C)	Note
Y	±10	-10 to +70	Please contact us for available frequencies.
K	±20	-40 to +85	Standard specifications
L	±15		

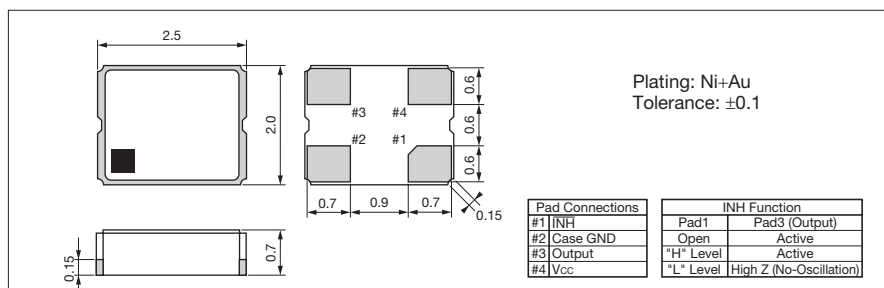
Specifications

Item	Symbol	Conditions	Min.	Max.	Units	
Output Frequency Range	f _o		1.5	54	MHz	
Frequency Tolerance	f _{tol}	Initial tolerance, Operating temperature range, Rated power supply voltage change, Aging (1 year @25°C), Shock and vibration	Op. Temp.: -40 to +85°C	-15	+15	×10 ⁻⁶
			Op. Temp.: -40 to +85°C	-20	+20	
			Op. Temp.: -10 to +70°C	-10	+10	
Storage Temperature Range	T _{stg}		-55	+125	°C	
Operating Temperature Range	T _{use}		-10	+70	°C	
			-40	+85		
Max. Supply Voltage	—		-0.3	+4.0	V	
Supply Voltage	V _{CC}		+1.6	+2.0	V	
Current Consumption (Maximum Loaded)	I _{CC}	CL ≤ 15pF	1.5 ≤ f _o < 24MHz	—	4	mA
			24 ≤ f _o ≤ 54MHz	—	4.5	
Stand-by Current	I _{std}		—	5	μA	
Symmetry	SYM	@50% V _{CC}	45	55	%	
Rise/ Fall Time (10% V _{CC} to 90% V _{CC} Maximum Loaded)	t _r / t _f		—	4	ns	
Low Level Output Voltage	V _{OL}	I _{OL} = 4mA	—	10% V _{CC}	V	
High Level Output Voltage	V _{OH}	I _{OH} = -4mA	90% V _{CC}	—	V	
CMOS Load	L _{CMOS}	CMOS Output	—	15	pF	
Input Voltage Range	V _{IN}		0	V _{CC}	V	
Low Level Input Voltage	V _{IL}		—	30% V _{CC}	V	
High Level Input Voltage	V _{IH}		70% V _{CC}	—	V	
Disable Time	t _{dis}		—	100	ns	
Enable Time	t _{ena}		—	5	ms	
Start-up Time	t _{str}	@Minimum operating voltage to be 0 sec.	—	10	ms	
1 Sigma Jitter	J _{Sigma}	Measured with Wavcrest SIA-3000	—	8	ps	
Peak to Peak Jitter	J _{PK-PK}		—	80	ps	

Note: All electrical characteristics are defined at the maximum load and operating temperature range.
Please contact us for inquiry about operating temperature range, available frequencies and other conditions.

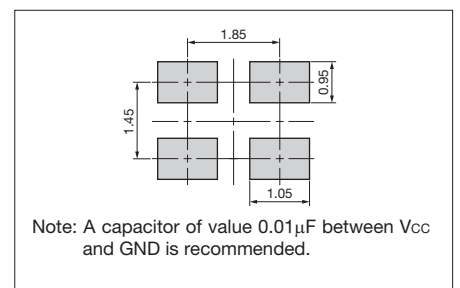
Dimensions

(Unit: mm)



Recommended Land Pattern

(Unit: mm)



Mouser Electronics

Authorized Distributor

Click to View Pricing, Inventory, Delivery & Lifecycle Information:

Kyocera:

[K30-3C0SE16.0000MR](#) [KC2520C26.0000C1LE00](#) [KC2520C26.0000C1YE00](#) [KC2520C38.4000C1YE00](#)
[KC2520C40.0000C1LE00](#) [KC2520C24.0000C1LE00](#) [KC2520C40.0000C1YE00](#) [KC2520C24.0000C1YE00](#)
[KC2520C16.3840C1KE00](#)