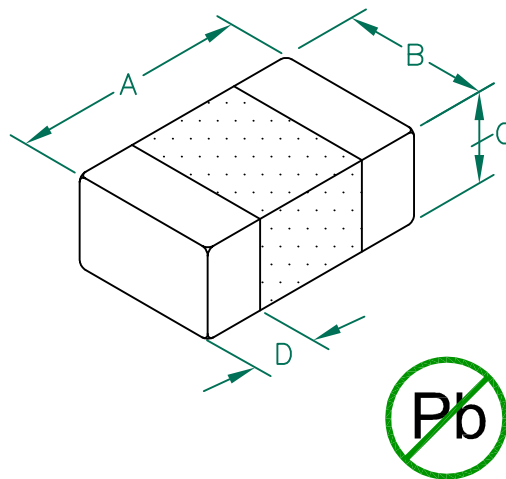


MI0805K400R-10

UNCONTROLLED DOCUMENT

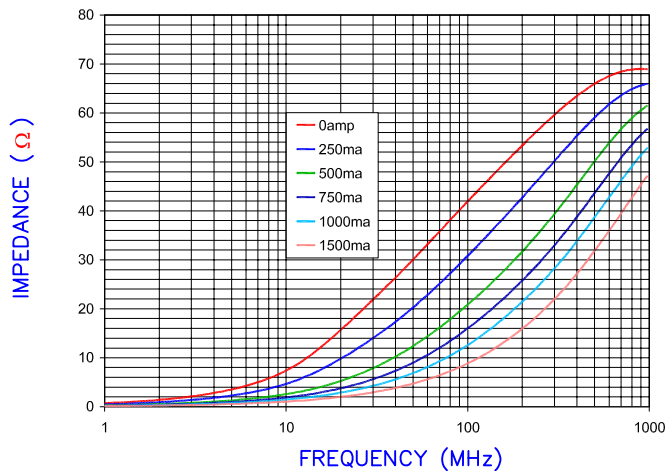
PHYSICAL DIMENSIONS:

A	2.00 [.079]	+ 0.20 [.008]
B	1.25 [.049]	+ 0.20 [.008]
C	0.90 [.035]	+ 0.20 [.008]
D	0.51 [.020]	+ 0.25 [.010]

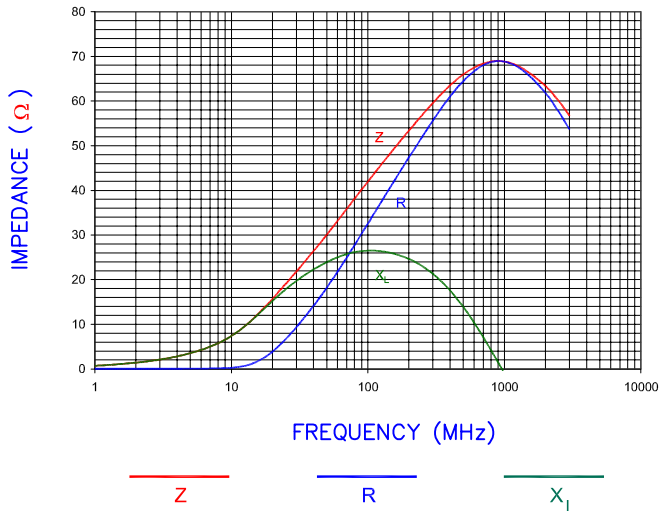


ELECTRICAL CHARACTERISTICS:		
Z @ 100MHz (Ω)	DCR (Ω)	Rated Current
Nominal	40	
Minimum	30	
Maximum	50	1500 mA

Z vs FREQUENCY
IMPEDANCE UNDER DC BIAS

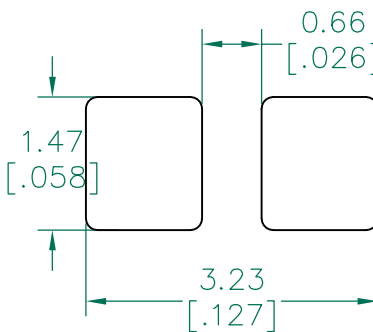


|Z|, R, AND X vs. FREQUENCY



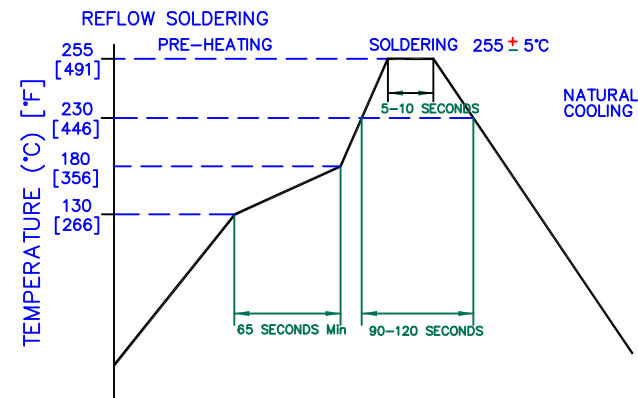
- NOTES: UNLESS OTHERWISE SPECIFIED
1. TAPED AND REELED per CURRENT EIA SPECIFICATIONS 7" REELS, 4000 PCS/REEL, PAPER TAPE.
 2. COMPONENTS SHOULD BE ADEQUATELY PREHEATED BEFORE SOLDERING.
 3. TERMINATION FINISH IS 100% TIN.
 4. OPERATING TEMP. RANGE: -40°C~+125°C. (INCLUDING SELF-HEATING)

LAND PATTERNS FOR REFLOW SOLDERING



(For wave soldering, add 0.763 [.030] to this dimension.)

RECOMMENDED SOLDERING CONDITIONS



DIMENSIONS ARE IN mm [INCHES].

This print is the property of Laird Tech. and is loaned in confidence subject to return upon request and with the understanding that no copies shall be made without the written consent of Laird Tech. All rights to design or invention are reserved.



D	ADD OPERATING TEMPERATURE UPDATE LAIRD LOGO AND REFLOW CURVE	08/05/13	QU	PROJECT/PART NUMBER: MI0805K400R-10	REV D	PART TYPE: CO-FIRE	DRAWN BY: JRK
C	CHANGE TO PAPER TAPE	03/04/10	JUN	DATE: 03/11/04	SCALE: NTS	SHEET: 2 of 2	
B	UPDATE COMPANY LOGO & ADD ROHS	08/06/08	JRK	GAD #	TOOL #		
A	ORIGINAL DRAFT	03/11/04	JRK				
REV	DESCRIPTION	DATE	INT	MI0805K400R-10-D			

Mouser Electronics

Authorized Distributor

Click to View Pricing, Inventory, Delivery & Lifecycle Information:

Laird:

[MI0805K400R-10](#)