

TOOL NUMBER 	WIRE SIZE mm ² [AWG] 	INSULATION DIAMETER mm [in.] 	INSUL. ADJ. 	FLIP LOCATOR 	STRIP LENGTH mm [in.] 	CRIMP HEIGHT mm [in.] 	CONTACT PART NUMBERS		CONTACT DESCRIP.	APPLIC. SPECIF.
							LOOSE PIECE 	STRIP FORM 		
91507-1 91507-3	0.20-0.50 [24-20]	1.14-1.78 [.045-.070]	NO	NO	3.56 ± 0.39 [.140 ± .0155]	0.84 ± 0.05 [.033 ± .002]	60789-[] 61276-[]	60598-[] 61119-[]	.058 DIAMETER PC CONTACT	114-1008
91526-1 91526-3	0.12-0.38 [26-22] 0.50-0.96 [20-18]	1.27-2.92 [.050-.115]	YES	NO	3.96 ± 0.38 [.156 ± .015]	0.71 ± 0.057 [.028 ± .002] 0.97 ± 0.057 [.038 ± .002]	350666-[] 640545-[] 640580-[] 641300-[]	350665-[] 350967-[] 350969-[] 641294-[]	MINIATURE RECTANGULAR CONTACTS	114-1014
91531-1 91531-3	0.12-0.35 PIN [26-22] 0.12-0.35 RECP [26-22]	0.91-1.37 [.036-.054]	YES	YES	3.56 ± 0.38 [.140 ± .015]	0.76 ± 0.05 [.030 ± .002]	104505-3 104505-5 104505-7 531216-2 104480-7 531216-4 104480-8 530553-3 104480-9 530553-5 1-104480-4 530553-7 1-104480-5 531224-7 1-104480-6	104505-2 104505-4 104505-6 531216-1 104480-1 1-104480-7 531216-3 104480-2 530553-3 104480-3 530553-5 104480-4 530553-7 1-104480-2 531224-6 1-104480-3	TANDEM SPRING Contacts	114-25021
91534-1 91534-3	0.12-0.24 [26-24]	0.64-1.27 [.025-.050]	YES	NO	3.96 ± 0.38 [.156 ± .015]	0.71 ± 0.05 [.028 ± .002]	640579-[] 794001-[]	350968-[] 794000-[]	MINIATURE RECTANGULAR CONTACTS	114-1014
91535-1 91535-3	0.20-0.35 [24-22] 0.50-0.56 [20]	1.22-2.03 [.048-.080]	YES	NO	3.56 ± 0.38 [.140 ± .015]	0.84 ± 0.05 [.033 ± .002] 0.99 ± 0.05 [.039 ± .002]	531477-3 583853-9 531477-5 1-583853-1 583853-4 583853-5	531477-1 583853-3 531477-2 583853-7 531477-4 583853-8 583853-1 1-583853-0 583853-2 1-583853-3	TWIN LEAF CONTACTS	114-9004
91537-1 91537-3	0.12-0.22 [26-24] 0.30-0.35 [22]	1.02-1.42 [.040-.056] 1.02-1.75 [.040-.069] 1.02-1.42 [.040-.056] 1.02-1.75 [.040-.069]	NO	NO	3.18 ± 0.38 [.125 ± .015]	0.622 ± 0.038 [.0245 ± .0015] 0.71 ± 0.05 [.028 ± .002]	86561-[] 88067-[] 86571-[] 181270-[] 86658-2 86657-2 86561-[] 88067-[] 86571-[] 181270-[] 86658-2 86657-2	86557-[] 88067-2 86566-[] 86557-[] 88067-2 86566-[] 86656-2 86655-2	FLEXIBLE FLAT CABLE CONNECTORS	114-16003 114-16007 114-16015 114-20004
91538-1 91538-3	0.05-0.56 [30-20]	0.76-2.16 [.030-.085]	NO	NO	5.16 ± 0.38 [.203 ± .015]	1.09 ± 0.05 [.043 ± .002]	SEE INSTRUCTION SHEET 408-10274		TYPE II SCREW MACHINE CONTACT	114-10026

LIST OF APPLIED CONTACT PART NUMBERS MAY NOT BE COMPLETE AND IS SUBJECT TO CHANGE. FOR CURRENT INFORMATION ON TERMINAL PART NUMBERS, CONTACT THE TOOLING ASSISTANCE CENTER : 1-800-722-1111.

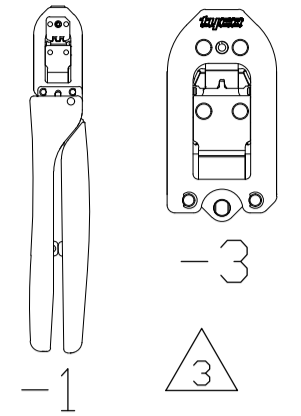
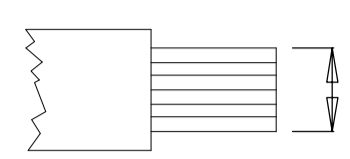
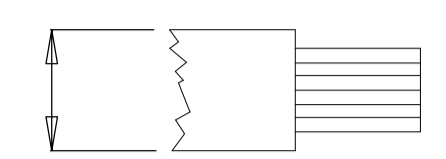
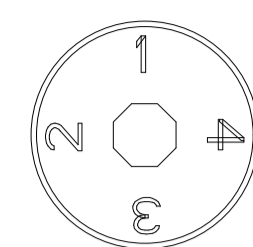
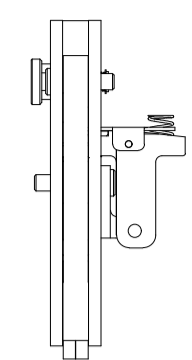
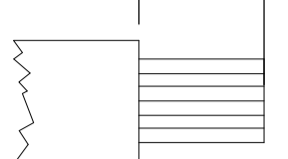


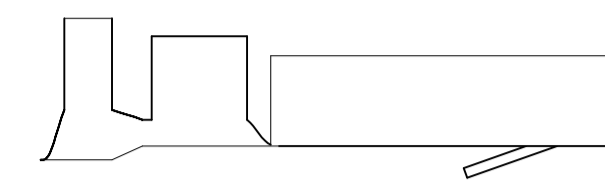
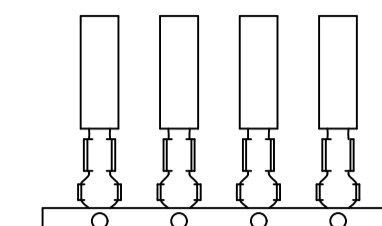
-1 IS A CERTI-CRIMP II HAND TOOL ASSEMBLY.
-3 IS A CERTI-CRIMP II HEAD SUB-ASSEMBLY.


4. THE HAND TOOL INSTRUCTION SHEET, ALSO KNOWN AS AN "IS", FOR MOST CERTI-CRIMP II TOOLS USE IS 408-8547. IF THE TOOL HAS A FLIP LOCATOR USE IS 408-10414. THE 91538-1 AND -3 TOOL USE IS 408-10274.

2. AMP, CERTI-CRIMP & AMP-BLADE ARE TRADEMARKS.


CERTI-CRIMP II DATA SHEET

DIMENSIONS: mm		TOLERANCES UNLESS OTHERWISE SPECIFIED:		DWG: M. YOUNGER 21FEB2012	MATERIAL: -	HEAT TREAT: -
				CHK: B.A. WOLFE 22FEB2012	TE Connectivity	
APVD: B.A. WOLFE 22FEB2012 NAME: CERTI-CRIMP II TOOL DATA SHEET MISCELLANEOUS CONTACTS		SCALE: - SIZE: A1 DRAWING NO: 1583011 SHEET: 1 of 8 REV: F18				

TOOL NUMBER 	WIRE SIZE mm ² [AWG] 	INSULATION DIAMETER mm [in.] 	INSUL. ADJ. 	FLIP LOCATOR 	STRIP LENGTH mm [in.] 	CRIMP HEIGHT mm [in.] 	CONTACT PART NUMBERS 				CONTACT DESCRIP.	APPLIC. SPECIF.
							LOOSE PIECE 		STRIP FORM 			
91539-1 91539-3	0.30-0.89 [22-18]	-	NO	NO	6.35 ± 0.38 [250 ± .015]	1.60 ± 0.05 [0.63 ± .002]	PIN -	SOCKET 201751-[]	COLOR: GREEN BARREL BLUE SHOULDER		TYPE II SCREW MACHINE CONTACT	114-10026
	2x0.75 [2x18]	-					PIN 202725-[]	SOCKET 202726-[]	COLOR: BLUE SHOULDER			
	0.75-1.42 [18-16]	-					PIN 200681-[] 200336-[] 204274-[] 204219-[] 207893-[]	SOCKET 201589-[] 200333-[] 207896-[] 130743-1	COLOR: BLUE BARREL BLUE SHOULDER			
	2.00-2.27 [14]	-					PIN 201645-[] 201570-[]	SOCKET 201568-[]	COLOR: VIOLET BARREL BLUE SHOULDER			
91540-1 91540-3	0.12-0.35 [26-22]	0.91-1.42 [0.36-.056]	YES	NO	3.56 ± 0.38 [140 ± .015]	0.76 ± 0.05 [0.30 ± .002]	530553-5	531216-2	530553-1	530553-6	TANDEM SPRING & MINI-TANDEM SPRING CONTACTS	114-25021
	0.03-0.09 [32-28]	0.64-1.37 [0.25-.054]					530553-7	531216-4 531224-7	530553-2 530553-4	531216-1 531216-3		
91544-1 91544-3	0.20-0.35 [24-22]	1.58 MAX [0.62] MAX	YES	NO	3.96 ± 0.38 [156 ± .015]	0.724 ± 0.051 [0.285 ± .002]	164169-[]	203802-[]	164153-[]	203801-[]	TYPE XI CONTACT	114-10002
	0.50-0.56 [20]						164170-[]	203816-[]	164155-[]	203815-[]		
91546-1 91546-3	0.50-0.89 [20-18]	2.03-2.54 [0.80-1.00]	NO	NO	4.76 ± 0.38 [188 ± .015]	1.42 ± 0.05 [0.56 ± .002]	41667		41650		TAPER PIN CONTACT	114-7006
91547-1 91547-3	0.20-0.35 [24-22]	1.02-1.52 [0.40-.060]	NO	NO	3.18 ± 0.38 [125 ± .015]	0.89 ± 0.05 [0.35 ± .002]	41661 41662	41663	41278 41640	41646 66113-3	TAPER PIN CONTACT	114-7006
91555-1 91555-3	0.20-0.56 [24-20]	1.02-1.78 [0.40-.070]	NO	NO	2.92-3.68 [115-145]	0.991 ± 0.038 [0.39 ± .0015]	66010-[] 531586-6		66005-[] 531586-3		AMP-BLADE RECEPTACLE CONTACT	108-9202
	2x0.2 DR 2x0.3 [2x24 DR 2x22]	2.79 [110] MAX TOTAL										


 LIST OF APPLIED CONTACT PART NUMBERS MAY NOT BE COMPLETE AND IS SUBJECT TO CHANGE. FOR CURRENT INFORMATION ON TERMINAL PART NUMBERS, CONTACT THE TOOLING ASSISTANCE CENTER : 1-800-722-1111.


2. AMP, CERTI-CRIMP & AMP-BLADE ARE TRADEMARKS.

 -1 IS A CERTI-CRIMP II HAND TOOL ASSEMBLY.
-3 IS A CERTI-CRIMP II HEAD SUB-ASSEMBLY.

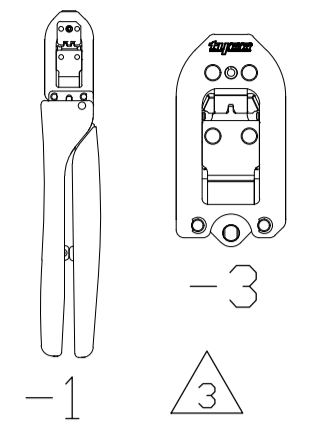
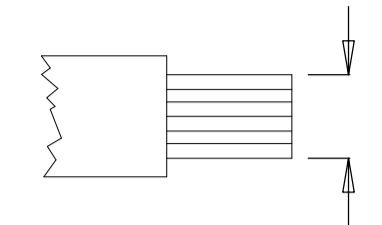
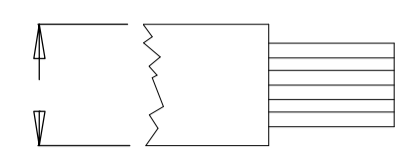
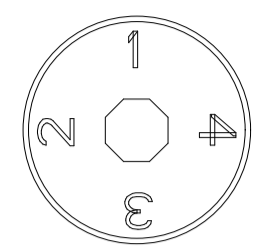
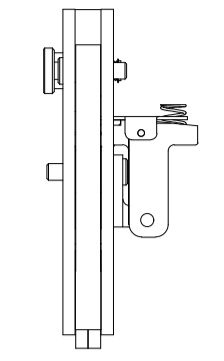
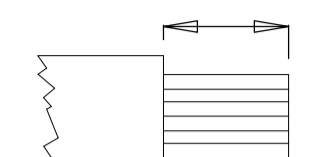


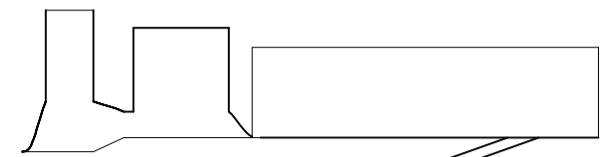
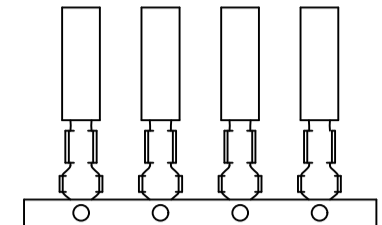
4. THE HAND TOOL INSTRUCTION SHEET, ALSO KNOWN AS AN "IS", FOR MOST CERTI-CRIMP II TOOLS USE IS 408-8547. IF THE TOOL HAS A FLIP LOCATOR USE IS 408-10414. THE 91538-1 AND -3 TOOL USE IS 408-10274.


CERTI-CRIMP II DATA SHEET


DWG: M. YOUNGER 21FEB2012		MATERIAL: -	HEAT TREAT: -
CHK: B.A. WOLFE 22FEB2012		 TE Connectivity	
APVD: B.A. WOLFE 22FEB2012			
NAME: CERTI-CRIMP II TOOL DATA SHEET MISCELLANEOUS CONTACTS			
SCALE: -	SIZE: A1	DRAWING NO: 1583011	SHEET 2 of 8 REV F18

DIMENSIONS: mm		TOLERANCES UNLESS OTHERWISE SPECIFIED:	
0 PLC	± .	1 PLC	± .
1 PLC	± .	2 PLC	± .
2 PLC	± .	3 PLC	± .
3 PLC	± .	4 PLC	± .
ANGLES: -		SURFACE TEXTURE: 	

-	SEE SHEET 1	-	-	-
P	LTR	REVISION RECORD	DATE	DWG APVD

TOOL NUMBER 	WIRE SIZE mm ² [AWG] 	INSULATION DIAMETER mm [in.] 	INSUL. ADJ. 	FLIP LOCATOR 	STRIP LENGTH mm [in.] 	CRIMP HEIGHT mm [in.] 	CONTACT PART NUMBERS 				CONTACT DESCRIP.	APPLIC. SPECIF.
							LOOSE PIECE 		STRIP FORM 			
91354-1	1.94-2.15 [14]	2.18-3.94 [.086-.155]	NO	NO	4.8-5.6 [.189-.220]	1.70 ± 0.05 [.067 ± .002]	9-1437846-0		.040" [DUAL CONTACT] SBEC 1 MM TERMINAL	114-13039		
91355-1	0.32-0.38 [22]	1.50-1.75 [.059-.069]	NO	NO	4.8-5.6 [.189-.220]	1.10 ± 0.05 [.043 ± .002]	9-1437846-1		.040" [DUAL CONTACT] SBEC 1 MM TERMINAL	114-13039		
	0.81-0.96 [18]	1.70-3.00 [.067-.118]				1.45 ± 0.05 [.057 ± .002]	9-1437846-2					
91356-1	1.28-1.42 [16]	2.18-2.41 [.086-.095]	NO	NO	4.8-5.6 [.189-.220]	1.32 ± 0.05 [.052 ± .002]	1456004-1		1 MM TERMINAL	114-13039		
91357-1	0.50-0.60 [20]	1.70-1.93 [.067-.076]	NO	NO	4.8-5.6 [.189-.220]	1.05 ± 0.05 [.041 ± .002]	1456004-2		1 MM TERMINAL	114-13039		
	0.81-0.96 [18]	1.90-2.25 [.075-.089]				1.15 ± 0.05 [.045 ± .002]	1456004-1					
91599-1	0.20-0.22 [24]	0.96-1.12 [.038-.044]	NO	NO	2.5-3.3 [.100-.130]	0.79 ± 0.05 [.031 ± .002]	1604735-1		FUSE CLIP	N/A		
1725061-1	0.30-0.35 [22]	1.34-1.60 [.053-.063]	NO	NO	3.8-4.8 [.150-.189]	1.55 ± 0.13 [.061 ± .005]	ASCO PN: 280019-001		ASCO REDHAT	N/A		
1804573-1	0.50-0.56x2 [20x2]	1.27-1.83 [.050-.072]	NO	NO	2.9-3.7 [.115-.145]	1.11 ± 0.05 [.043 ± .002]	66026-2	66021-2	AMP BLADE RECEPT.	108-9201		
1804573-3		1.73-2.29 [.065-.090]				0.99 ± 0.05 [.039 ± .002]						
1213783-1	0.12-0.37 (26-22)	1.20-1.90 (.047-.075)	NO	NO	3.2 ± 0.5 (.12 ± .02)	0.83 ± 0.04 (.033 ± .002)	175153	175155	175149	175151	UNIVERSAL POWER CONTACT	114-5142
	0.50-0.89 (20-18)	1.70-2.70 (.067-.106)				1.13 ± 0.05 (.044 ± .002)	175154	175156	175150	175152		
	1.25-1.42 (16)	2.50-3.30 (.098-.130)				1.43 ± 0.05 (.056 ± .002)						


 LIST OF APPLIED CONTACT PART NUMBERS MAY NOT BE COMPLETE AND IS SUBJECT TO CHANGE. FOR CURRENT INFORMATION ON TERMINAL PART NUMBERS, CONTACT THE TOOLING ASSISTANCE CENTER : 1-800-722-1111.


 -1 IS A CERTI-CRIMP II HAND TOOL ASSEMBLY. -3 IS A CERTI-CRIMP II HEAD SUB-ASSEMBLY.

4. THE HAND TOOL INSTRUCTION SHEET, ALSO KNOWN AS AN "IS", FOR MOST CERTI-CRIMP II TOOLS USE IS 408-8547. IF THE TOOL HAS A FLIP LOCATOR USE IS 408-10414. THE 91538-1 AND -3 TOOL USE IS 408-10274.

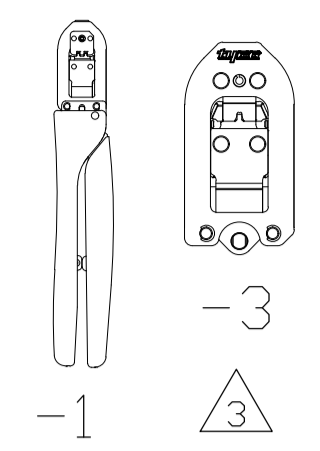
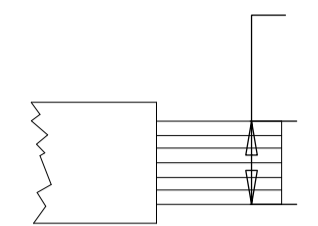
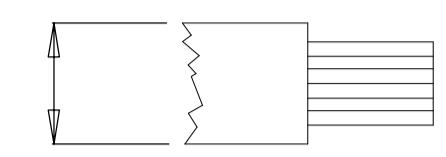
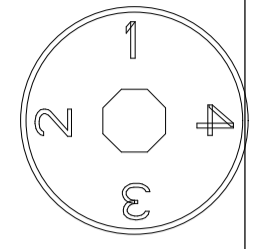
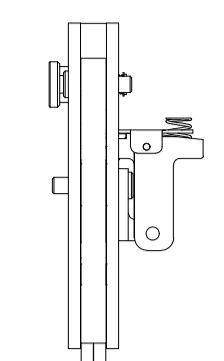
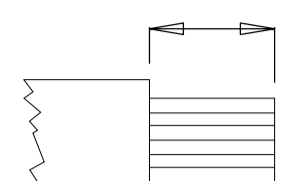
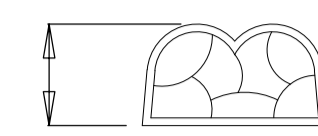

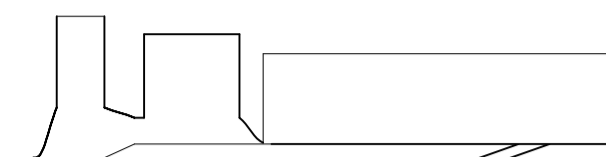
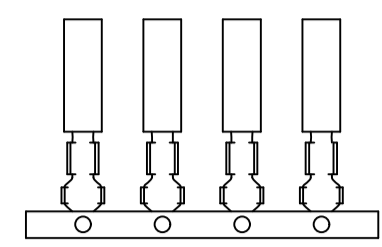
2. AMP, CERTI-CRIMP & AMP-BLADE ARE TRADEMARKS.


CERTI-CRIMP II DATA SHEET

DWG: M. YOUNGER 21FEB2012		MATERIAL: -	HEAT TREAT: -
CHK: B.A.WOLFE 22FEB2012		 TE Connectivity	
APVD: B.A. WOLFE 22FEB2012			
NAME: CERTI-CRIMP II TOOL DATA SHEET			
MISCELLANEOUS CONTACTS			
SCALE: -	SIZE: A1	DRAWING NO: 1583011	SHEET 3 of 8 REV F18


DIMENSIONS: mm		TOLERANCES UNLESS OTHERWISE SPECIFIED:	
0 PLC	± .-	1 PLC	± .-
1 PLC	± .-	2 PLC	± .-
2 PLC	± .-	3 PLC	± .-
3 PLC	± .-	4 PLC	± .-
ANGLES: -		SURFACE TEXTURE: 	

-	SEE SHEET 1	-	-	-
P	LTR	REVISION RECORD	DATE	DWN APVD

TOOL NUMBER 	WIRE SIZE mm ² [AWG] 	INSULATION DIAMETER mm [in.] 	INSUL. ADJ. 	FLIP LOCATOR 	STRIP LENGTH mm [in.] 	CRIMP HEIGHT mm [in.] 	CONTACT PART NUMBERS 		CONTACT DESCRIP.	APPLIC. SPECIF.
							LOOSE PIECE 	STRIP FORM 		
1901760-1 1901760-3	0.30-0.56 [22-20]	1.5-2.4 [.059-.094]	NO	NO	4.0 ± 0.2 [.156 ± .008]	0.99 ± 0.14 [.039 ± .003]	1-170321-1	1-170291-1	DUAL LINK INTERLOCK CONN.	114-5045
1901771-1 1901771-3	0.50-0.96 [20-18] 0.12-0.38 [26-22]	1.27-2.92 [.050-.115]	YES	NO	4.0 ± 0.4 [.156 ± .015]	0.97 ± 0.05 [.039 ± .002] 0.71 ± 0.05 [.028 ± .002]	350037 350036	350019 350018	MINIATURE RECTANGULAR CONTACT	114-1014
1901786-1 1901786-3	0.03-0.09 [32-28]	0.64-1.52 [.025-.060] 0.64-1.37 [.025-.054]	YES	NO	3.96-3.18 [.156-.125]	0.53 ± 0.05 [.021 ± .002]	530901-3 104506-[]	530901-2 104506-[]	MINI TANDEM SPRING RCPT AMPMODU MTE PIN	114-25021 114-25026
1901798-1 1901798-3	0.20-0.38 [24-22] 0.5-0.6 [20]	0.97-1.57 [.038-.062] 1.27-2.54 [.050-.100]	YES	NO	3.96 [.156]	0.89 ± 0.05 [.035 ± .002] 1.02 ± 0.05 [.040 ± .002]	-	867052-[]	LOCKING CLIP .025-IN. SQUARE CONTACT	114-25006
1901829-1 1901829-3	INSULATION PIERCING SEE INSULATION DIAMETER	1.40 [.055] 1.02 [.040]	NO	NO	USE UNSTRIPPED WIRE	1.27 ± 0.05 [.050 ± .002] 1.17 ± 0.05 [.046 ± .002]	102348-2 102348-3	87107-5 87107-6	MOD IV CRIMP SNAP-IN RCPT	114-25003
1901957-1 1901957-3	0.05-0.15 [30-26] 0.12-0.35 [26-22]	1.0-1.9 [.039-.075] 0.9-1.5 [.035-.059]	YES	NO	2.5 ± 0.5 [.098 ± .020]	0.71-0.86 [.028-.034] 0.59-0.73 [.023-.029]	171612-[] 171611-[]	171610-[] 171609-[]	AMP-ULTREX 2.5mm/2.54mm PITCH RECEPTACLE CONTACT	114-5077
1901963-1 1901963-3	1.28-2.15 [16-14] 0.50-0.96 [20-18]	3.3-4.6 [.130-.180] 2.5-4.6 [.100-.180]	YES	NO	6.35 ± 1.60 [.250 ± .062]	1.68 ± 0.08 [.066 ± .003] 1.40 ± 0.08 [.055 ± .003]	SOCKET PIN 350388-1 350389-1	SOCKET PIN 61626-1 61627-1	.140 MATE-N-LOK PIN AND SOCKET	114-1007
1976150-1	0.50-1.00 [24-20] 0.21-0.56 [32-26]	1.80 MAX [.071 MAX] 1.27 MAX [.050 MAX]	YES	NO	4.37 ± 0.25 [.172 ± .010]	0.94 ± 0.05 [.037 ± .002] 0.978 ± 0.050 [.0385 ± .0020]	-	86497-2 86008-1	HI PRESSURE AMPMODU (INVERTED)	114-25010
2217748-1	0.80-0.50 [18-20] 1.40 [16]	1.7-2.7 [.067-.106]	YES	NO	5.10 ± 0.40 [.200 ± .016]	1.22 ± 0.05 [.048 ± .002] 1.40 ± 0.050 [.055 ± .0020]	770854-1	770520-1	AMPSEAL	114-16016


 LIST OF APPLIED CONTACT PART NUMBERS MAY NOT BE COMPLETE AND IS SUBJECT TO CHANGE. FOR CURRENT INFORMATION ON TERMINAL PART NUMBERS, CONTACT THE TOOLING ASSISTANCE CENTER : 1-800-722-1111.


2. AMP, CERTI-CRIMP & AMP-BLADE ARE TRADEMARKS.

 -1 IS A CERTI-CRIMP II HAND TOOL ASSEMBLY. -3 IS A CERTI-CRIMP II HEAD SUB-ASSEMBLY.

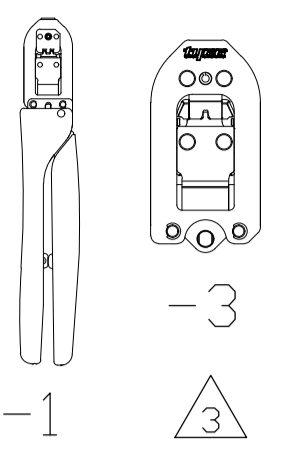
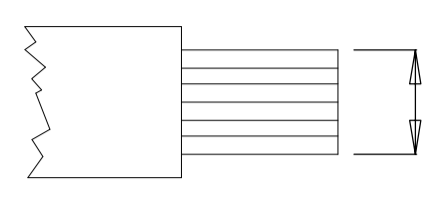
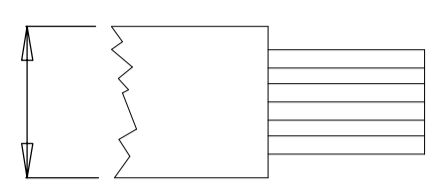
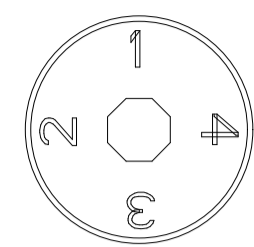
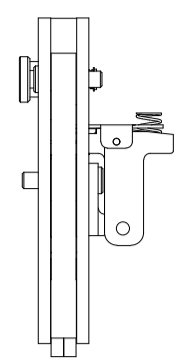
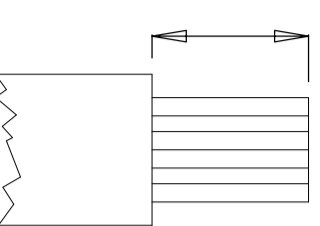


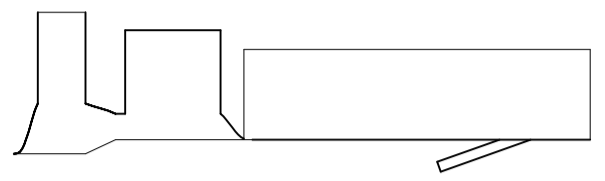
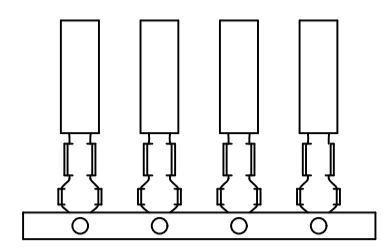
4. THE HAND TOOL INSTRUCTION SHEET, ALSO KNOWN AS AN "IS", FOR MOST CERTI-CRIMP II TOOLS USE IS 408-8547. IF THE TOOL HAS A FLIP LOCATOR USE IS 408-10414. THE 91538-1 AND -3 TOOL USE IS 408-10274.


CERTI-CRIMP II DATA SHEET


DWN: M. YOUNGER 21FEB2012		MATERIAL: -		HEAT TREAT: -	
CHK: B.A. WOLFE 22FEB2012		APVD: B.A. WOLFE 22FEB2012		 TE Connectivity	
NAME: B.A. WOLFE		NAME: B.A. WOLFE			
CERTI-CRIMP II TOOL DATA SHEET MISCELLANEOUS CONTACTS					
SCALE: -	SIZE: A1	DRAWING NO: 1583011	SHEET: 4	OF: 8	REV: F18


DIMENSIONS: mm		TOLERANCES UNLESS OTHERWISE SPECIFIED:	
0 PLC	± .005	1 PLC	± .005
1 PLC	± .005	2 PLC	± .005
2 PLC	± .005	3 PLC	± .005
3 PLC	± .005	4 PLC	± .005
ANGLES: -		SURFACE TEXTURE: 	

P	TR	REVISION RECORD	DATE	DWN	APVD
-	-	SEE SHEET 1	-	-	-

TOOL NUMBER 	WIRE SIZE mm ² [AWG] 	INSULATION DIAMETER mm [in.] 	INSUL. ADJ. 	FLIP LOCATOR 	STRIP LENGTH mm [in.] 	CRIMP HEIGHT mm [in.] 	CONTACT PART NUMBERS 		CONTACT DESCRIP.	APPLIC. SPECIF.
							LOOSE PIECE 	STRIP FORM 		
1901557-1	0.50-0.56 [20]	2.20-2.60 [.087-.102]	NO	NO	4.0-5.0 [.157-.197]	1.285 ± 0.065 [.0505 ± .0025]	170112 170113	170099-2 170100-2	.079 (2.0mm) DIA PIN & RECEPTACLE	114-5019
	0.75-0.89 [18]					1.310 ± 0.090 [.0515 ± .0035]				
1901557-3	1.25-1.42 [16]	2.70-3.50 [.106-.138]	NO	NO	4.5-7.0 [.177-.276]	1.645 ± 0.050 [.0652 ± .0020]	170292 170293 171654	170279-1 170280-1 172786-1	.079 (2.0mm) DIA PIN & RECEPTACLE, LANCELESS	114-5039
	2.00-2.27 [14]					1.690 ± 0.090 [.0665 ± .0035]				
1976577-1	0.80-1.24 [20-18]	1.37-1.88 [.054-.074]	NO	NO	2.92-3.68 [.115-.145]	1.35 ± 0.05 [.053 ± .002]	66169 66168	66144 66143	AMP-TAB CONTACTS	108-5039
1976577-3	0.40-0.64 [26-22]	0.89-1.37 [.035-.054]				0.94 ± 0.50 [.037 ± .002]				
2031245-1	0.50-0.90 [20-18]	1.27-1.65 [.050-.065]	NO	NO	3.18-3.96 [.125-.156]	1.029 ± 0.051 [.0405 ± .002]	167730-1 164715-1	- -	AMP-LEAF	114-9003
2031245-3	0.20-0.40 [24-22]	0.89-1.40 [.035-.055]				0.775 ± 0.051 [.0305 ± .002]				
2031200-1	0.20-0.22 [24]	1.02 [.040]	NO	NO	3.56 ± 0.39 [.140 ± .015]	0.84 ± 0.05 [.033 ± .002]	60789 61276	60598 61119	.058 DIA PC CONTACT	114-1008
2031200-3										
2063834-1	0.5-0.6 [20]	1.8-2.1 [.071-.083]	YES	NO	4.00-5.00 [.157-.197]	0.89-1.05 [.035-.041]	179419-1 179420-1 1376702-1	-	.040 III UNSEALED RECEPTACLE CONTACT	114-5217
2063834-3	0.8-0.9 [18]					0.89-1.08 [.035-.043]				
	1.25-14.42 [16]					1.06-1.40 [.042-.055]				
2063850-1	0.30-0.89 [22-18]	1.1-1.8 [.043-.071]	YES	NO	4.00-5.00 [.157-.197]	0.78-1.15 [.031-.045]	1376700 1376701	316836 316837	.040 III UNSEALED RECEPTACLE CONTACT	114-5217
2063850-3										
2063811-1	-	0.9-3.5 [.036-.138]	NO	NO	-	-	328854 328858 328855 328859 328856 328860 328857 328861	-	PRE-INSULATED SPARE WIRE CAP	-
2063811-3										
2063857-1	22 OR 20 OR (2)24	1.52-2.29 [.060-.090]	NO	NO	3.56±0.40 [.140±.015]	0.94 ± 0.05 [.037 ± .002]	640024-1	640259-1	.058 DIA PC CONTACT	114-1008
	18 OR (2)20 OR (2)22					1.24 ± 0.05 [.049 ± .002]				


 LIST OF APPLIED CONTACT PART NUMBERS MAY NOT BE COMPLETE AND IS SUBJECT TO CHANGE. FOR CURRENT INFORMATION ON TERMINAL PART NUMBERS, CONTACT THE TOOLING ASSISTANCE CENTER : 1-800-722-1111.


 -1 IS A CERTI-CRIMP II HAND TOOL ASSEMBLY. -3 IS A CERTI-CRIMP II HEAD SUB-ASSEMBLY.

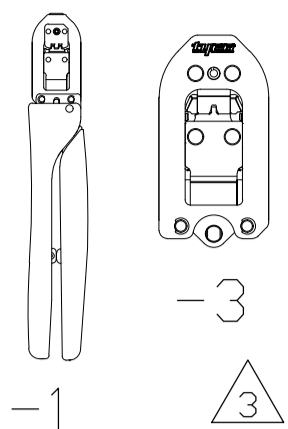
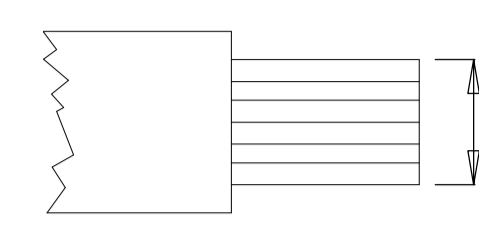
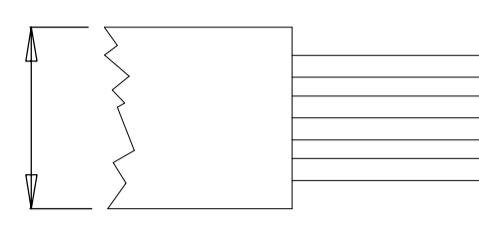

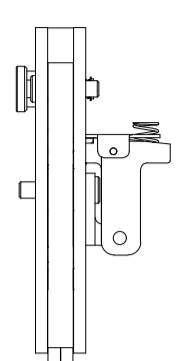
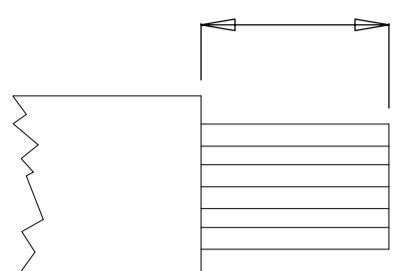
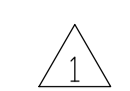
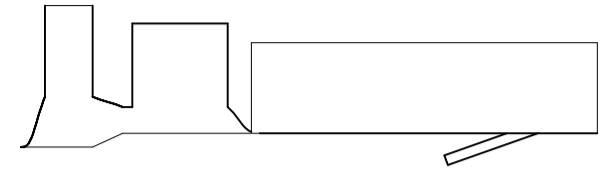
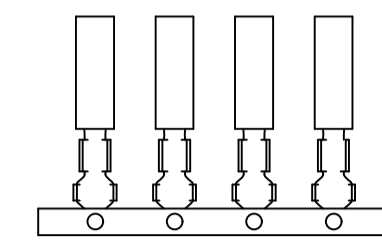
 THE HAND TOOL INSTRUCTION SHEET, ALSO KNOWN AS AN "IS", FOR MOST CERTI-CRIMP II TOOLS USE IS 408-8547. IF THE TOOL HAS A FLIP LOCATOR USE IS 408-10414. THE 91538-1 AND -3 TOOL USE IS 408-10274.


2. AMP, CERTI-CRIMP & AMP-BLADE ARE TRADEMARKS.


CERTI-CRIMP II DATA SHEET

DWN: M. YOUNGER 21FEB2012		MATERIAL: -	HEAT TREAT: -
CHK: B.A.WOLFE 22FEB2012		 TE Connectivity	
APVD: B.A. WOLFE 22FEB2012			
NAME: CERTI-CRIMP II TOOL DATA SHEET MISCELLANEOUS CONTACTS			
SCALE: -	SIZE: A1	DRAWING NO: 1583011	SHEET 5 of 8 REV F18

DIMENSIONS: mm		TOLERANCES UNLESS OTHERWISE SPECIFIED:	
0 PLC	± .	1 PLC	± .
1 PLC	± .	2 PLC	± .
2 PLC	± .	3 PLC	± .
3 PLC	± .	4 PLC	± .
ANGLES: -		SURFACE TEXTURE: 	

TOOL NUMBER 	WIRE SIZE mm ² [AWG] 	INSULATION DIAMETER mm [in.] 	INSUL. ADJ. 	FLIP LOCATOR 	STRIP LENGTH mm [in.] 	CRIMP HEIGHT mm [in.]	CONTACT PART NUMBERS 		CONTACT DESCRIP.	APPLIC. SPECIF.
							LOOSE PIECE 	STRIP FORM 		
2119536-1 2119536-3	0.03 [32] 0.50-0.06 [30] 0.08-0.09 [28]	0.4-0.7 [.016-.028] 0.5-0.8 [.020-.031]	YES	YES	1.0-1.2 [.04-.05]	0.405 ± 0.025 [.0159 ± .0010] 0.419 ± 0.025 [.0165 ± .0010] 0.460 ± 0.025 [.0181 ± .0010]	-	1734597-1	1.0 WIRE TO BOARD CONNECTOR	114-57020
2119537-1 2119537-3	0.03 [32] 0.05-0.06 [30] 0.08-0.09 [28]	0.9-1.2 [.035-.047]	YES	YES	0.9-1.3 [.04-.05]	0.485 ± 0.025 [.0190 ± .0010] 0.505 ± 0.025 [.0200 ± .0010] 0.535 ± 0.025 [.0210 ± .0010]	-	1734193-1	1.25 WIRE TO BOARD CONNECTOR	114-57016
2119538-1 2119538-3	0.05-0.06 [30] 0.08-0.12 [28-26] 0.20 [24]	.089-1.50 [.035-.059]	NO	YES	1.9-2.5 [.08-.10]	0.550 ± 0.025 [.022 ± .0010] 0.550 ± 0.025 [.022 ± .0010] 0.580 ± 0.025 [.023 ± .0010]	-	1775442-1	2.0 WIRE TO BOARD CONNECTOR	114-57011
2119539-1 2119539-3	0.05 [30] 0.08-0.14 [28-26] 0.22 [24]	.089-1.50 [.035-.059]	YES	YES	1.9-2.5 [.08-.10]	0.545 ± 0.025 [.0215 ± .0010] 0.584 ± 0.025 [.023 ± .0010] 0.645 ± 0.025 [.0255 ± .0010]	-	440132-1 1735801-1	2.0 WIRE TO BOARD CONNECTOR	114-57011
1752794-1	0.20-0.35 [24-22] 0.50-0.56 [20]	-	NO	NO	3.1-3.6 [.12-.14]	0.94 ± 0.05 [.037 ± .002] 1.07 ± 0.05 [.042 ± .002]	-	42869-6	.040 PIN RECEPT	114-2083
1976156-1	.013 [26] 0.20-0.22 [24]	0.80-0.95 [.031-.037] .090-1.20 [.035-.047]	NO	YES	3.25-3.55 [.13-.14]	0.61 ± 0.025 [.024 ± .001] 0.66 ± 0.025 [.026 ± .001]	1-211449-1 1-211449-2 1-211449-6	1-1703930-1 1-1703930-2 1-1703930-6	NAND MQS	114-18858
1976157-1	0.35 [22] 0.35 [22]	1.0-1.2 [.039-.047] 1.2-1.3 [.047-.051]	NO	YES	3.25-3.55 [.13-.14]	0.82 ± 0.025 [.032 ± .001] 0.82 ± 0.025 [.032 ± .001]	1-2112449-1 1-2112449-2 1-2112449-6	1-1703930-1 1-1703930-2 1-1703930-6	NAND MQS	114-18858

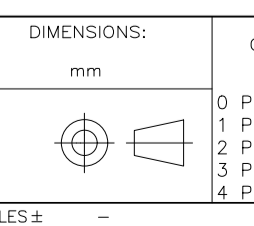
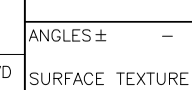

 LIST OF APPLIED CONTACT PART NUMBERS MAY NOT BE COMPLETE AND IS SUBJECT TO CHANGE. FOR CURRENT INFORMATION ON TERMINAL PART NUMBERS, CONTACT THE TOOLING ASSISTANCE CENTER : 1-800-722-1111.

 -1 IS A CERTI-CRIMP II HAND TOOL ASSEMBLY. -3 IS A CERTI-CRIMP II HEAD SUB-ASSEMBLY.

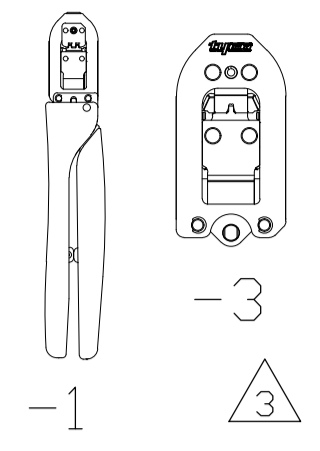
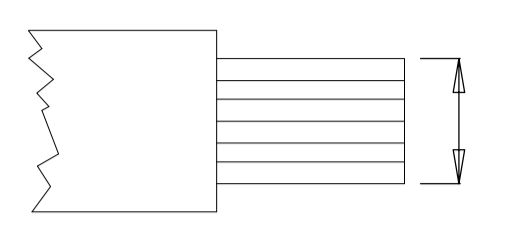
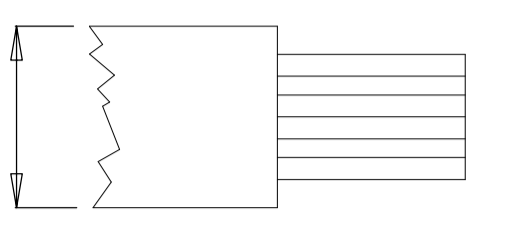

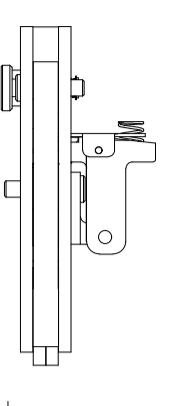
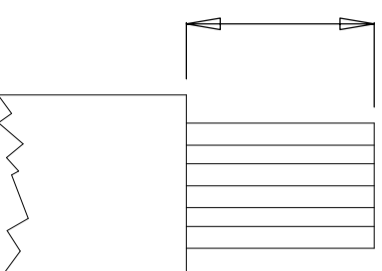

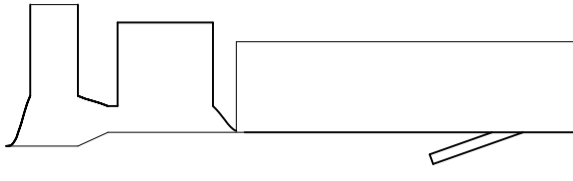
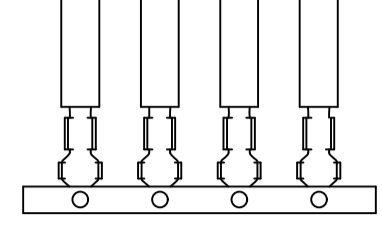
4. THE HAND TOOL INSTRUCTION SHEET, ALSO KNOWN AS AN "IS", FOR MOST CERTI-CRIMP II TOOLS USE IS 408-8547. IF THE TOOL HAS A FLIP LOCATOR USE IS 408-10414. THE 91538-1 AND -3 TOOL USE IS 408-10274.


2. AMP, CERTI-CRIMP & AMP-BLADE ARE TRADEMARKS.


CERTI-CRIMP II DATA SHEET

DIMENSIONS: mm		TOLERANCES UNLESS OTHERWISE SPECIFIED:		DWN: M. YOUNGER 21FEB2012		MATERIAL: -		HEAT TREAT: -	
		0 PLC ± . 1 PLC ± . 2 PLC ± . 3 PLC ± . 4 PLC ± .		CHK: B.A.WOLFE 22FEB2012		 TE Connectivity			
ANGLE: # - SURFACE TEXTURE: 				APVD: B.A. WOLFE 22FEB2012					
NAME: CERTI-CRIMP II TOOL DATA SHEET MISCELLANEOUS CONTACTS		SCALE: -		SIZE: A1		DRAWING NO: 1583011		SHEET: 6 of 8	
P LTR REVISION RECORD		DATE		DWN		APVD		REV: F18	

THIS DRAWING IS A CONTROLLED DOCUMENT. DRAW NO 1583011

TOOL NUMBER 	WIRE SIZE mm ² [AWG] 	INSULATION DIAMETER mm [in.] 	INSUL. ADJ. 	FLIP LOCATOR 	STRIP LENGTH mm [in.] 	CRIMP HEIGHT mm [in.]	CONTACT PART NUMBERS 		CONTACT DESCRIP.	APPLIC. SPECIF.	
							LOOSE PIECE 	STRIP FORM 			
2217655-1	0.32-0.38 [22]	1.7-2.9 [.67-.114]	YES	NO	2.69-3.30 [.106-.130]	1.00 ± 0.05 [.039 ±.002]	1744395-1	1744144-1	ECONOMY POWER II	114-13265	
	0.50-0.60 [20]					1.10 ± 0.05 [.043 ±.002]					
	0.81-0.89 [18]					1.15 ± 0.05 [.043 ±.002]					
2217660-1	0.50-0.60 [20]	1.7-2.9 [.67-.114]	YES	NO	2.46-2.84 [.097-.112]	1.12 ± 0.05 [.044 ±.002]	1744396-1	1744201-1	ECONOMY POWER II	114-13265	
	0.81-0.89 [18]					1.27 ± 0.05 [.050 ±.002]					
	1.25-1.42 [16]					1.47 ± 0.05 [.058 ±.002]					
2217742-1	0.50-0.90 [20-18]	1.85-2.29 [.073-.090]	YES	NO	3.18-3.56 [.125-.156]	1.092 ± 0.051 [.043 ±.002]	583875-3 583875-6 5-583875-6	583875-2 583875-5 5-583875-5	TWIN LEAF CONTACT	114-9004	
	1.25-1.42 [16]					1.346 ± 0.051 [.053 ±.002]					
2217754-1	0.30-1.00 [2X22-1X18]	2X22=3.05 MAX [.120 MAX]	NO	NO	3.18-3.56 [.125-.156]	1.1304 ± 0.038 [.0445 ±.0015]	42840-[] 583272-[] 583989-[]	42717-[] []-583361-[] 60030-[] 58355-[] 583271-[] []-583989-[]	AMP LEAF CONTACT	114-9003	
	0.30-0.60 [22-20]	1X18=1.65-2.03 [.065-.080]				0.9779 ± 0.0381 [.0385 ±.0015]					
2217766-1	0.32-0.60 [22-20]	1.27-2.54 [.50-.100]	YES	NO	3.96 [.156]	1.02 ± 0.05 [.040 ±.002]	87278-[]	87269-[]	LOCKING CLIP CONTACT .031 X .062	114-25008	
	0.80-0.90 [18]					1.22 ± 0.05 [.048 ±.002]					
2280413-1	0.85-0.87 [18]	-	NO	YES	1.60 [.063]	1.15 ± 0.05 [.0153 ±.002]	-	RECPT-2271279-[] PIN-2271283-[] GROUND-2271285-[]	MICRO MOTOR CONN.	114-5377	
	0.51-0.53 [20]			1		RECPT.					1.00 ± 0.05 [.0394 ± .002]
	0.34-0.37 [22]			2		PIN					0.85 ± 0.05 [.0335 ± .002]
2217746-1	0.50-1.40 [2X20-2X18-16]	4.06 MAX [.160 MAX]	NO	NO	3.56 ± 0.38 [.140 ±.015]	1.384 ± 0.051 [.0545 ±.0020]	42840-3 66028-3 []-583989-[] 583991-3	42717-3 []-583361-[] 60082-1 60151-[] 1-60082-3 42840-1 66028-1 1-42840-3 1-66028-3 1-42840-4	AMP LEAF CONTACT	114-9003	
	0.50-0.60 [20]	1.40-2.03 [.055-.080]				1.054 ± 0.038 [.0415 ±.0015]					
2217743-1	0.40-1.00 [21-8/2X22]	3.05 MAX [.120 MAX]	NO	NO	3.56 ± 0.38 [.140 ±.015]	1.029 ± 0.038 [.0405 ±.0015]	42840-3 583268-[]	42717-1 583272-[] 42702-1 583990-[] 583267-[] 583991-[] 583271-[] 583989-[]	AMP LEAF CONTACT	114-9003	
	0.10-0.40 [26-22]	1.27-1.53 [.050-.060]				0.775 ± .0038 [.0305 ±.0015]					


 LIST OF APPLIED CONTACT PART NUMBERS MAY NOT BE COMPLETE AND IS SUBJECT TO CHANGE. FOR CURRENT INFORMATION ON TERMINAL PART NUMBERS, CONTACT THE TOOLING ASSISTANCE CENTER : 1-800-722-1111.

 -1 IS A CERTI-CRIMP II HAND TOOL ASSEMBLY. -3 IS A CERTI-CRIMP II HEAD SUB-ASSEMBLY.

4. THE HAND TOOL INSTRUCTION SHEET, ALSO KNOWN AS AN "IS", FOR MOST CERTI-CRIMP II TOOLS USE IS 408-8547. IF THE TOOL HAS A FLIP LOCATOR USE IS 408-10414. THE 91538-1 AND -3 TOOL USE IS 408-10274.

2. AMP, CERTI-CRIMP & AMP-BLADE ARE TRADEMARKS.

CERTI-CRIMP II DATA SHEET

DWN: M. YOUNGER 21FEB2012		MATERIAL: -		HEAT TREAT: -	
CHK: B.A. WOLFE 22FEB2012		APVD: B.A. WOLFE 22FEB2012		 TE Connectivity	
NAME: B.A. WOLFE		DRAWING NO: 1583011			
SCALE: -		SIZE: A1		SHEET: 7 of 8	
REV: F18		DATE: -		DATE: -	

THIS INFORMATION IS CONFIDENTIAL AND PROPRIETARY TO TE CONNECTIVITY. IT IS NOT TO BE DISCLOSED TO ANY OTHER PERSON OR ENTITY WITHOUT THE WRITTEN AUTHORIZATION OF TE CONNECTIVITY. © 2012 TE CONNECTIVITY. ALL RIGHTS RESERVED.

Mouser Electronics

Authorized Distributor

Click to View Pricing, Inventory, Delivery & Lifecycle Information:

[TE Connectivity:](#)

[91526-1](#)