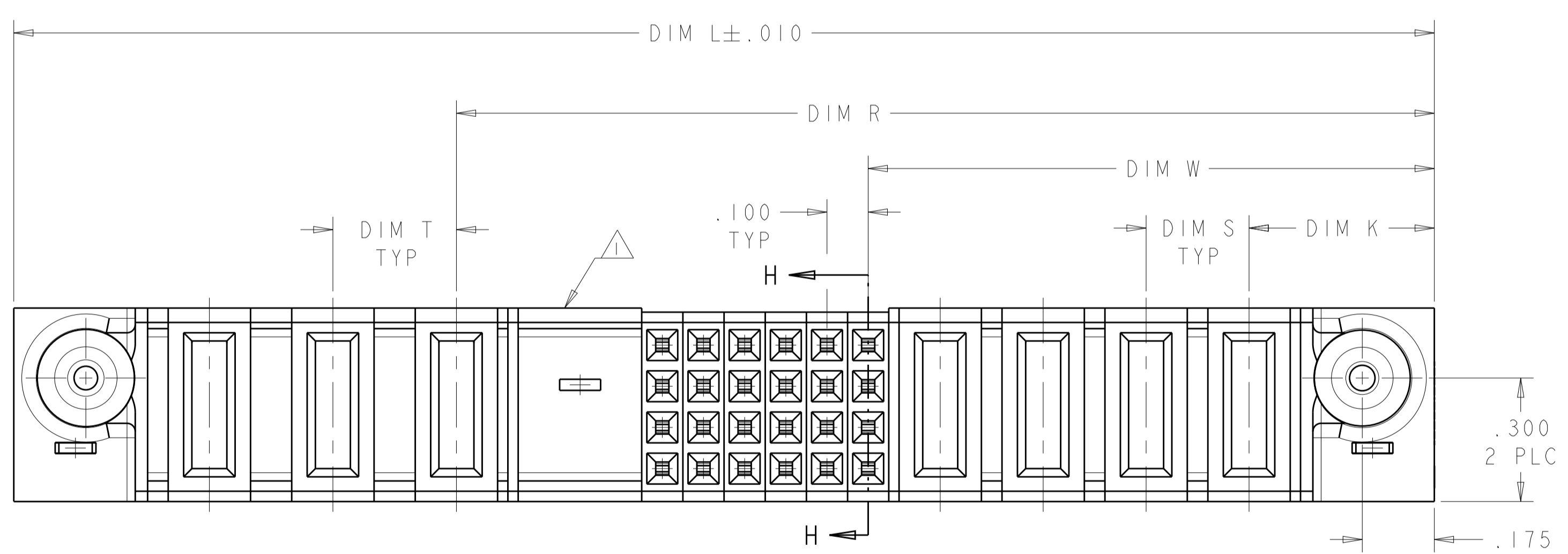
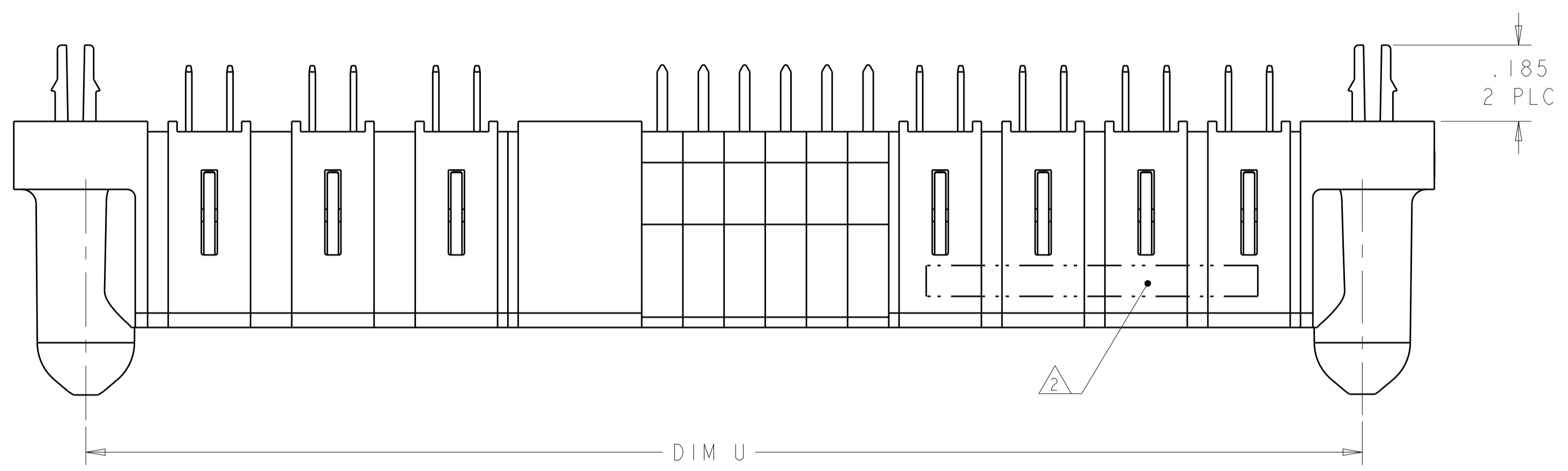
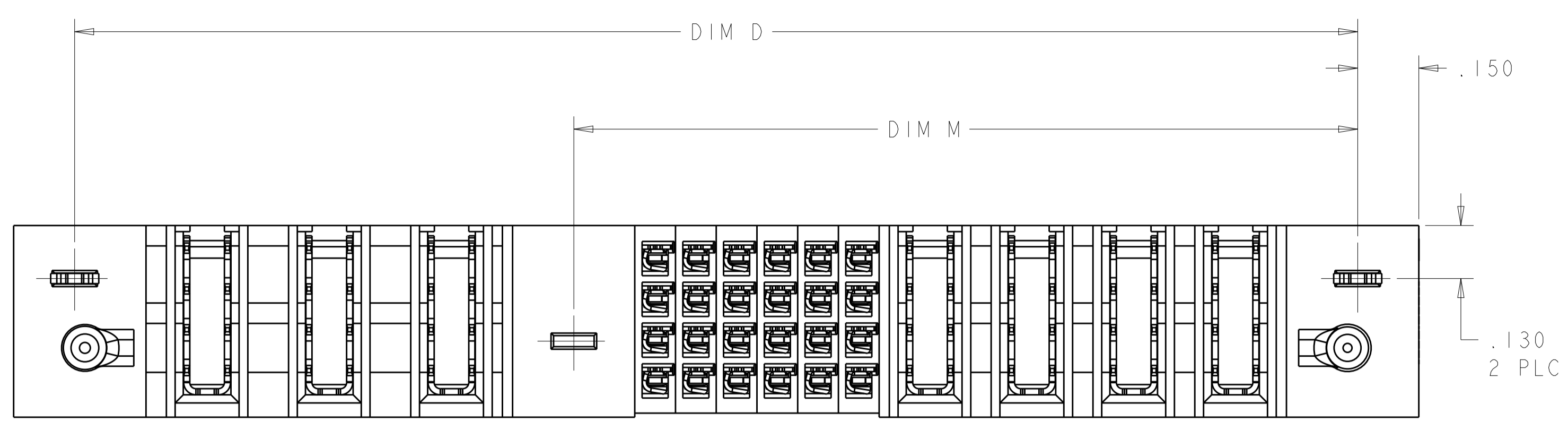
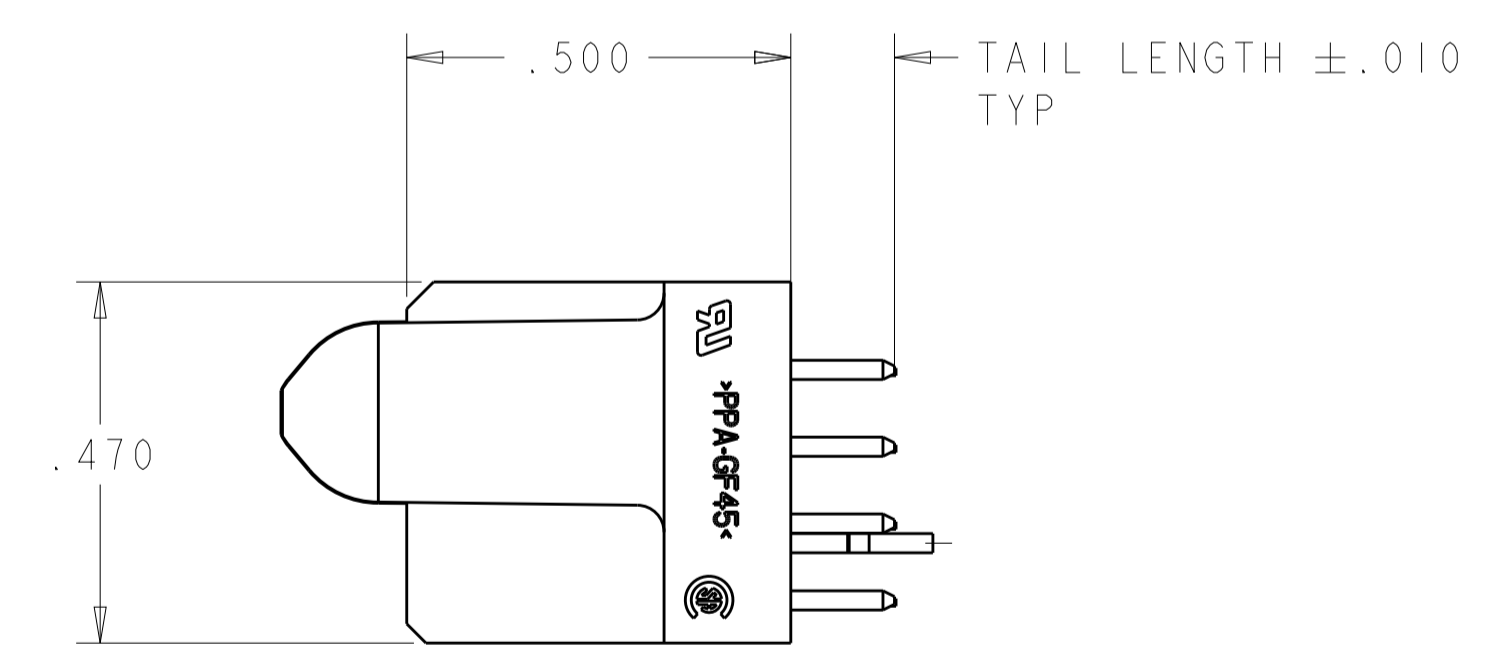
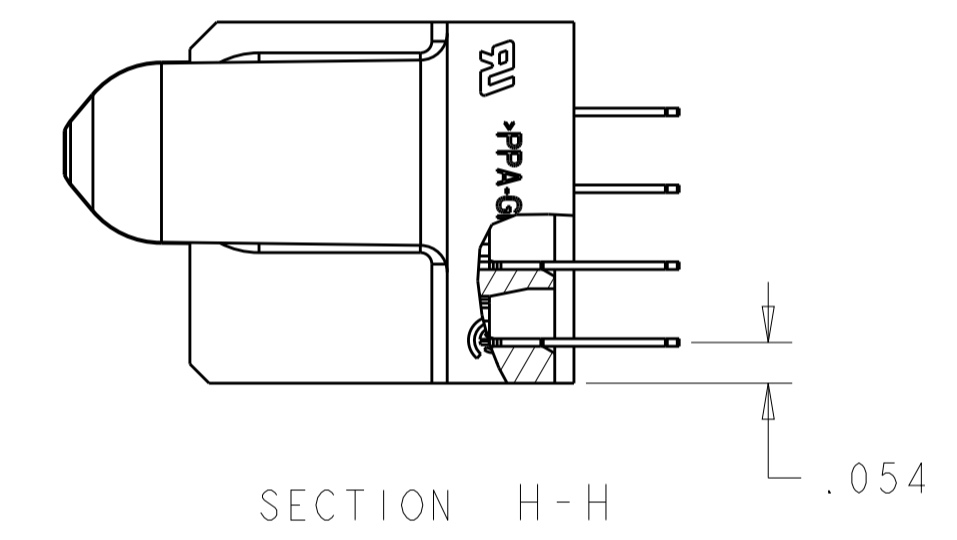


LOC		DIST		REVISIONS			
ES	00	P	LTM	DESCRIPTION	DATE	DMN	APVD
		G2		ADDED THE DASH NO -27	11MAY2011	ML	SZ
		G3		REV PER ECR-13-006828	25APR2013	CZ	SZ
		G4		ADDED NEW DASH NUMBER 2-9	03JUN2013	CZ	SZ



- △ OPTIONAL CENTER MODULE, WITH Ø.150 THRU HOLE OR HOLD DOWN FEATURE
- △ "AMP", TRADEMARK, PART NUMBER AND DATE CODE TO BE MARKED IN AREA SHOWN PARTS UNDER 2.00 LONG MAY BE MARKED ON BOTH SIDES
- △ MATERIAL: HOUSING - GLASS FILLED HIGH TEMP THERMO PLASTIC, UL94 V-0
 SIGNAL CONTACT - HIGH CONDUCTIVITY COPPER ALLOY
 POWER CONTACT - HIGH CONDUCTIVITY COPPER ALLOY
- △ CONTACT PLATING: NOBLE METAL PLATING ON CONTACT FUNCTIONAL AREA OF POWER AND SIGNAL CONTACTS
- △ MECHANICAL CONNECTOR KEEP OUT ZONE
- △ DATUM AND BASIC DIMENSIONS ESTABLISHED BY CUSTOMER
- △ PCB - ALL HOLE DIAMETERS ARE FINISHED HOLE SIZES
- △ PCB - .0453 ±.0010 DRILLED HOLES PLATED WITH .0003 MIN Sn OVER .001 TO .003 CU PLATING TO ACHIEVE A .040±.003 DIA HOLE
- △ FOR P/N:2-6450150-2.THE VARIABLE DIMENSIONS PLEASE SEE SHEET 7.




THIS DRAWING IS A CONTROLLED DOCUMENT.		DMN: R.GRZYBOWSKI 16FEB05	TE Connectivity
DIMENSIONS: INCHES		CHK: M.PERCHEKKE 16FEB05	
TOLERANCES UNLESS OTHERWISE SPECIFIED:		APVD: M.PERCHEKKE	NAME: VERTICAL RECEPTACLE ASSEMBLY WITH GUIDES MULTI-BEAM XL
0 PLC ±.01	1 PLC ±.01	PRODUCT SPEC: 108-1973	SIZE: A1
2 PLC ±.005	3 PLC ±.005	APPLICATION SPEC: 114-13038	CAGE CODE: 6450150
4 PLC ±.0020	ANGLES ±.7°	WEIGHT: -	RESTRICTED TO: -
MATERIAL: -	FINISH: -	CUSTOMER DRAWING	SCALE: 1:1 SHEET 1 OF 12 REV: G5

THIS DRAWING IS UNPUBLISHED. RELEASED FOR PUBLICATION 20
 © COPYRIGHT 20 BY - ALL RIGHTS RESERVED.

LOC	DIST	REVISIONS					
		P	LTN	DESCRIPTION	DATE	DWN	APVD
ES	00	-	-	SEE SHEET 1	-	-	-

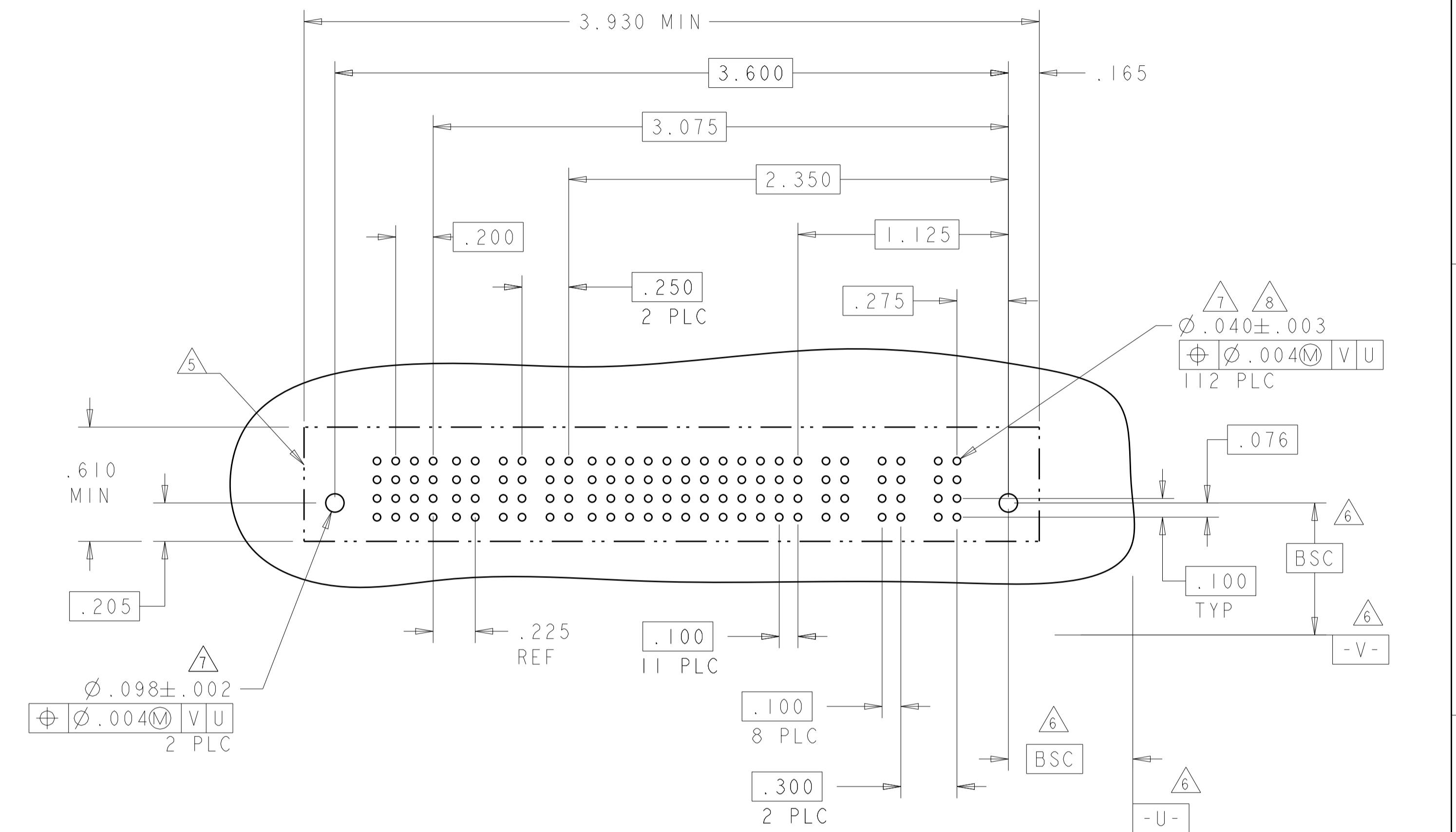
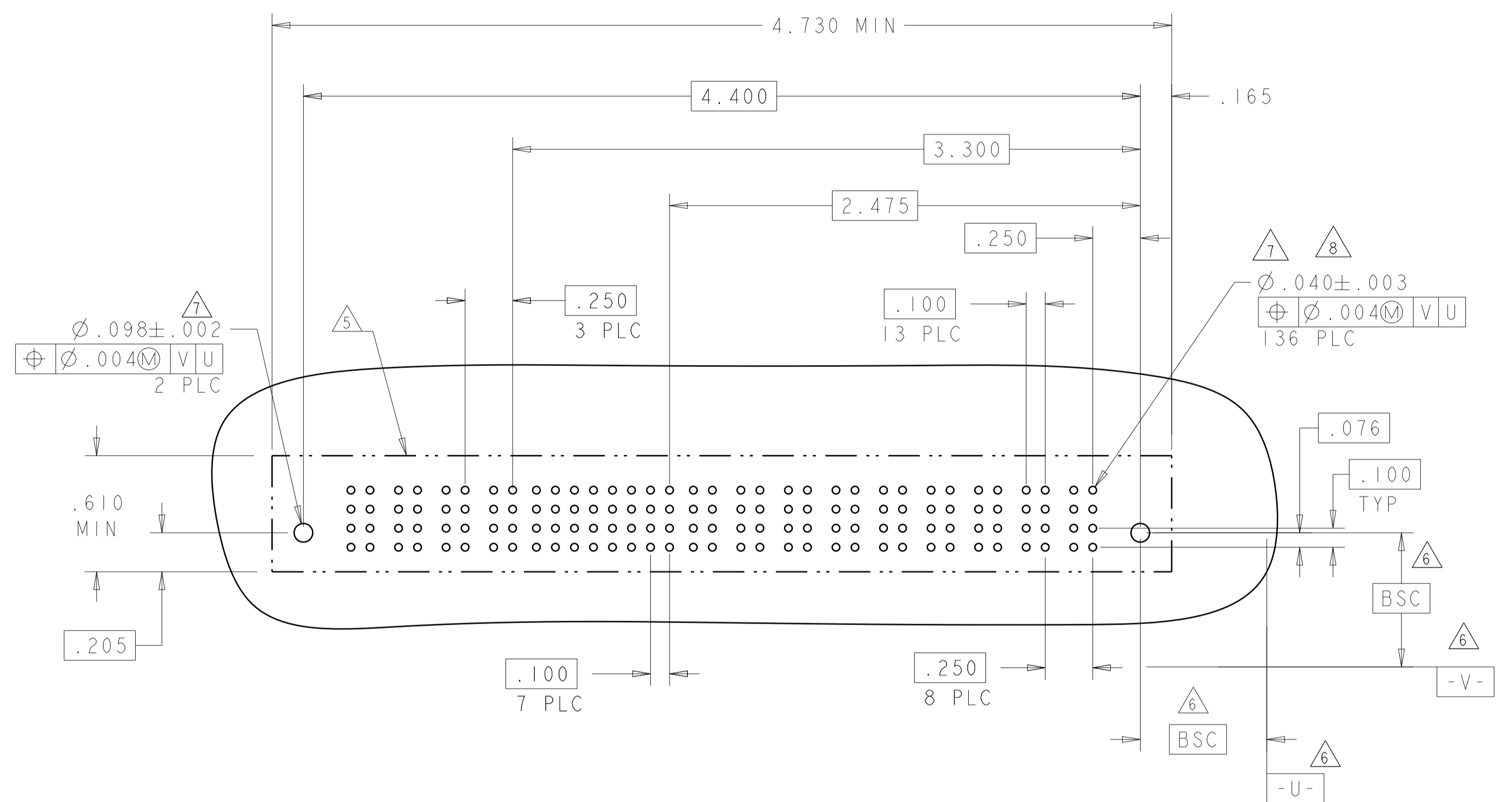
WITH	2.650	.200	.250	1.550	.875	2.700	-	3.000	.450	2P + 24S + 6P	2-6450150-9
WITH	2.300	.250	.300	1.950	1.275	2.350	-	2.650	.475	3ACP + 24S + 2P	2-6450150-8
WITH	5.150	.300	.300	3.550	2.700	5.200	-	5.500	.450	8ACP + 32S + 6ACP	2-6450150-7
WITH	2.800	.300	.250	2.075	1.375	2.850	-	3.150	.450	4P + 24S + 3ACP	2-6450150-6
WITH	3.800	.300	.250	1.875	1.375	3.850	-	4.150	.450	4P + 16S + 7ACP	2-6450150-5
WITH	2.400	.200	.200	2.100	.825	2.450	-	2.750	.450	2P + 48S + 2P	2-6450150-4
WITH	1.700	.250	.250	1.350	.875	1.750	-	2.050	.450	2P + 16S + 2P	2-6450150-3
WITHOUT	5.500	.300	.300	3.175	2.525	5.550	-	5.850	.475	7ACP+20S+4ACP+5P	2-6450150-2
WITH	2.900	.250	.250	2.550	.875	2.950	-	3.250	.450	2P + 64S + 2P	2-6450150-1
WITH	3.550	-	.300	2.550	1.275	3.600	-	3.900	.475	3ACP + 48S + 5P	2-6450150-0
WITH	4.000	-	-	-	.375	4.050	-	4.350	-	148S	1-6450150-9
WITH	2.800	.250	.250	1.700	1.125	2.850	-	3.150	.450	3P + 20S + 5P	1-6450150-8
WITH	2.200	.250	.250	1.350	.875	2.250	-	2.550	.450	2P + 16S + 4P	1-6450150-7
WITH	3.500	.300	.250	2.775	2.375	3.550	-	3.850	.450	8P + 12S + 3ACP	1-6450150-3
WITH	2.300	.250	.300	1.950	1.275	2.350	-	2.650	.475	3ACP + 24S + 2P	6450150-9
WITH	1.575	-	-	1.425	.700	1.625	-	1.925	.475	1P + 24S + 1P	6450150-8
WITH	3.000	.250	.250	2.150	1.425	3.050	-	3.350	.450	4P + 24S + 4P	6450150-6
WITH	2.500	.300	.250	1.800	1.125	2.550	-	2.850	.450	3P + 24S + 3ACP	6450150-5
WITH	2.675	.200	.200	2.375	1.650	2.725	-	3.025	.475	5P + 24S + 2P	6450150-4
WITH	2.800	.300	.250	2.075	1.375	2.850	-	3.150	.450	4P + 24S + 3ACP	6450150-3
WITH	3.550	-	.300	2.550	1.275	3.600	-	3.900	.475	3ACP + 48S + 5P	6450150-2
WITH	4.350	.250	.250	3.500	2.625	4.400	-	4.700	.450	9P + 32S + 4P	6450150-1
HOLD DOWN	U	T	S	R	W	D	M	L	K	DESCRIPTION	PART NUMBER

THIS DRAWING IS A CONTROLLED DOCUMENT.		OWN R. GRZYBOWSKI CHK M. PERCHERKE APVD M. PERCHERKE	16FEB05 16FEB05	 TE Connectivity NAME VERTICAL RECEPTACLE ASSEMBLY WITH GUIDES MULTI-BEAM XL
DIMENSIONS: INCHES	TOLERANCES UNLESS OTHERWISE SPECIFIED: 0 PLC ±. 2 PLC ±.01 3 PLC ±.005 4 PLC ±.0020 ANGLES ±.7°	PRODUCT SPEC 108-1973 APPLICATION SPEC 114-13038	SIZE A100779	
MATERIAL	FINISH	WEIGHT	SCALE 1:1	RESTRICTED TO CAGE CODE DRAWING NO 6450150
CUSTOMER DRAWING		SHEET 2 OF 12		REV G5

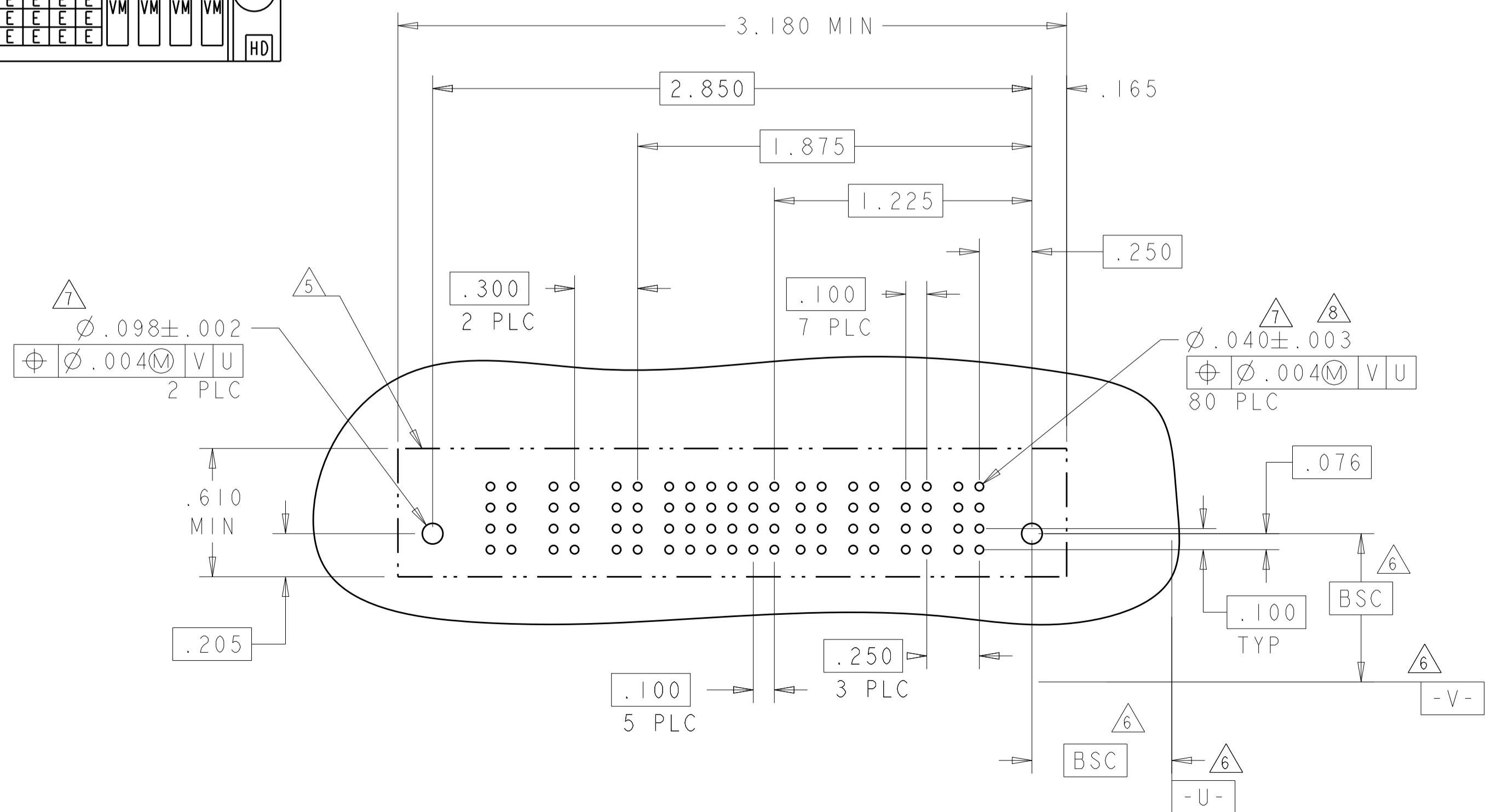
LOC	DIST	REVISIONS			
P	LTN	DESCRIPTION	DATE	OWN	APVD
ES	00	SEE SHEET 1	-	-	-

PART NUMBER	ROWS	POWER (L)				SIGNAL								POWER (R)										
		P13	P12	P11	P10	8	7	6	5	4	3	2	1	P9	P8	P7	P6	P5	P4	P3	P2	P1		
6450150-1	D C B A	VM	VM	VA	VM	E	E	E	E	E	E	E	E	E	VM	VM	VM	VM	VM	VM	VA	VM	VM	
		VM	VM	VA	VM	E	E	E	E	E	E	E	E	E	VM	VM	VM	VM	VM	VM	VA	VM	VM	
		VM	VM	VA	VM	E	E	E	E	E	E	E	E	E	VM	VM	VM	VM	VM	VM	VA	VM	VM	
		VM	VM	VA	VM	E	E	E	E	E	E	E	E	E	VM	VM	VM	VM	VM	VM	VA	VM	VM	
9P + 32S + 4P																								

PART NUMBER	ROWS	POWER (L)				SIGNAL												POWER (R)						
		P8	P7	P6	P5	P4	12	11	10	9	8	7	6	5	4	3	2	1	P3	P2	P1			
6450150-2	D C B A	VM	VM	VM	VM	VM	E	E	E	E	E	E	E	E	E	E	E	E	E	VA	VM	VM		
		VM	VM	VM	VM	VM	E	E	E	E	E	E	E	E	E	E	E	E	E	VA	VM	VM		
		VM	VM	VM	VM	VM	E	E	E	E	E	E	E	E	E	E	E	E	E	VA	VM	VM		
		VM	VM	VM	VM	VM	E	E	E	E	E	E	E	E	E	E	E	E	E	VA	VM	VM		
3ACP + 48S + 5P																								



PART NUMBER	ROWS	POWER (L)			SIGNAL							POWER (R)		
		P7	P6	P5	6	5	4	3	2	1	P4	P3	P2	P1
6450150-3	D C B A	VM	VM	VA	E	E	E	E	E	E	E	VM	VM	VM
		VM	VM	VA	E	E	E	E	E	E	E	VM	VM	VM
		VM	VM	VA	E	E	E	E	E	E	E	VM	VM	VM
		VM	VM	VA	E	E	E	E	E	E	E	VM	VM	VM
4P + 24S + 3ACP														



CODE	TAIL LENGTH	DESCRIPTION	CODE	TAIL LENGTH
VN	.090	STD		
VM	.135	STD		
VB	.090	MFBL	J	.090
VA	.135	MFBL	E	.135

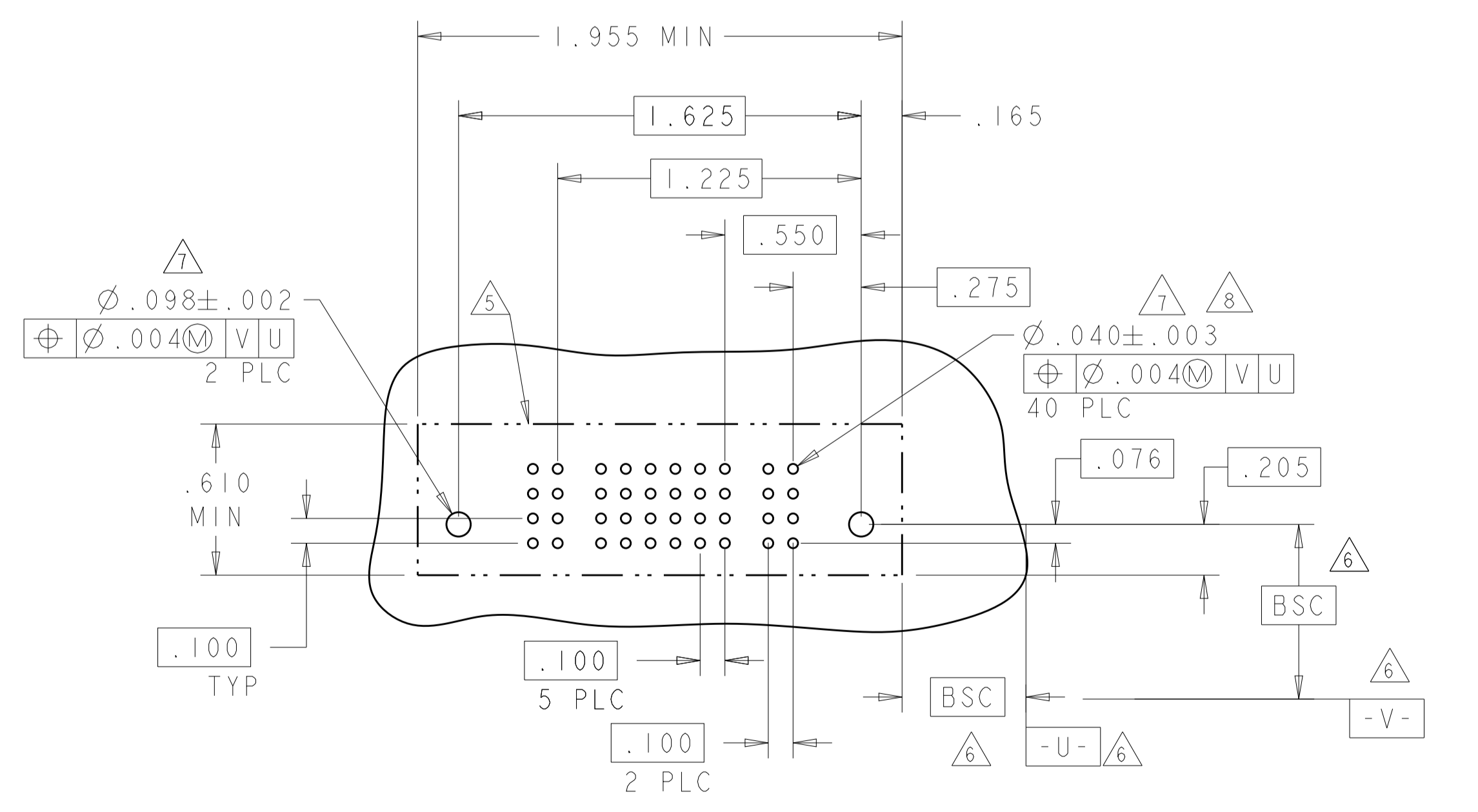
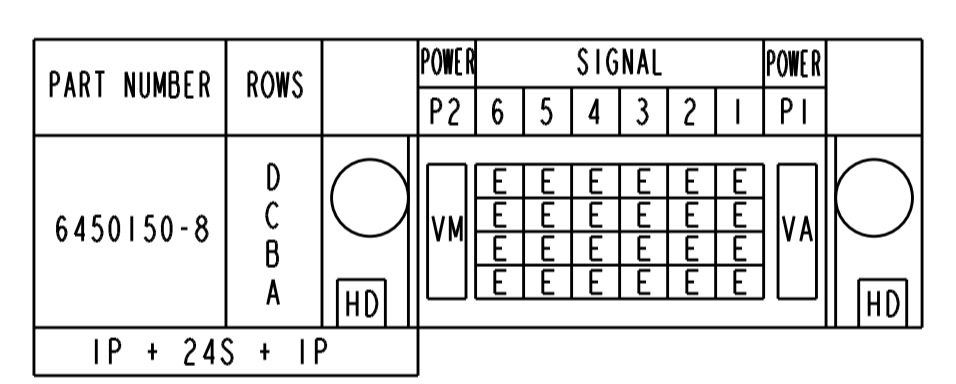
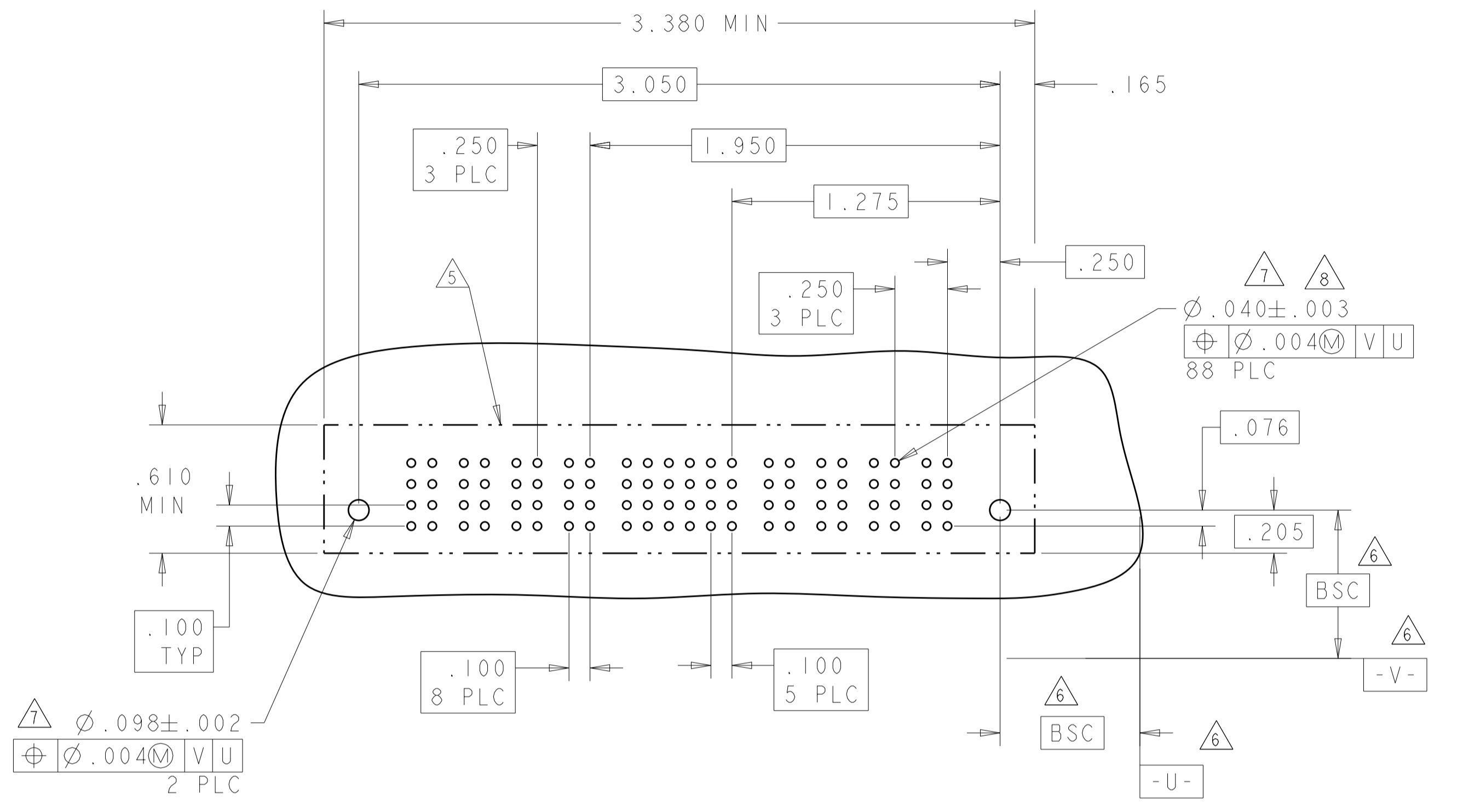
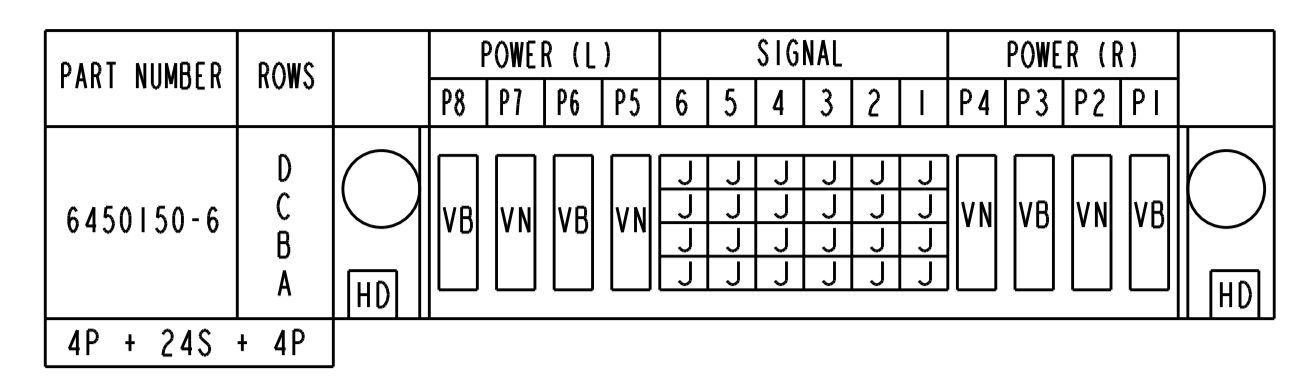
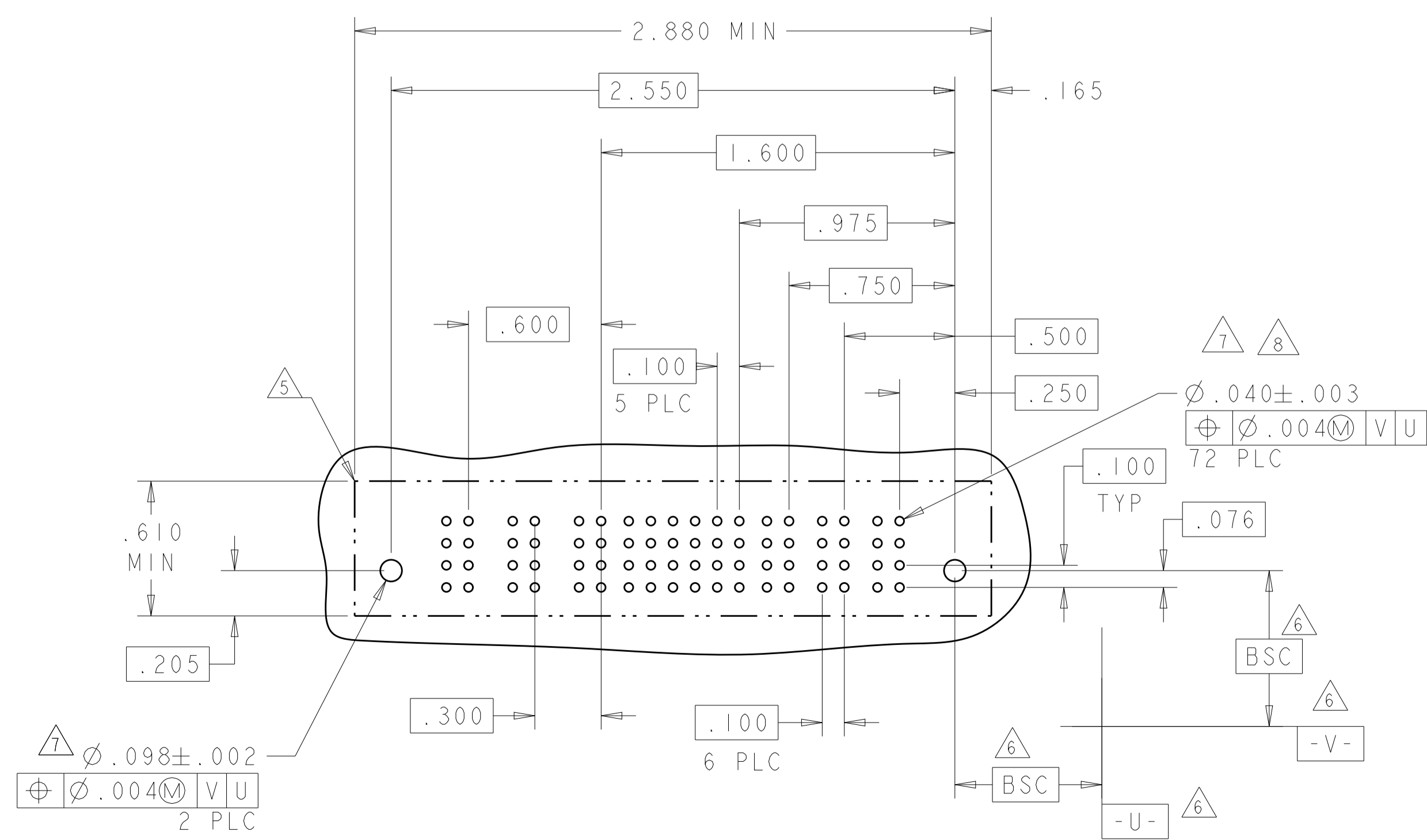
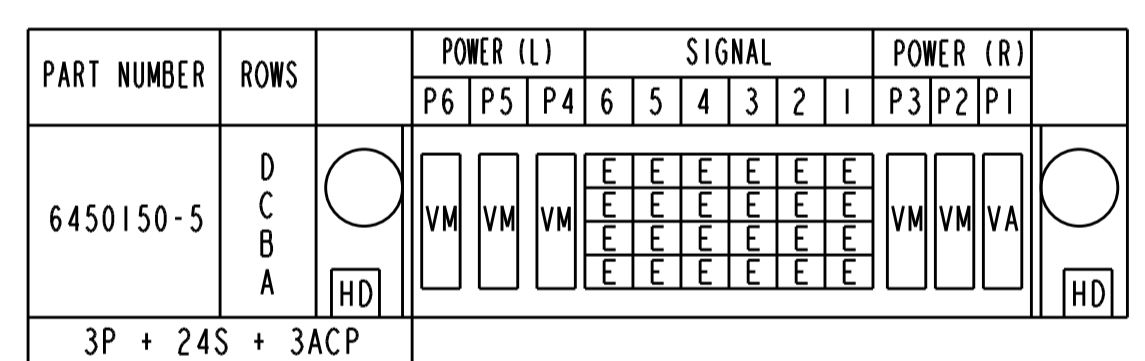
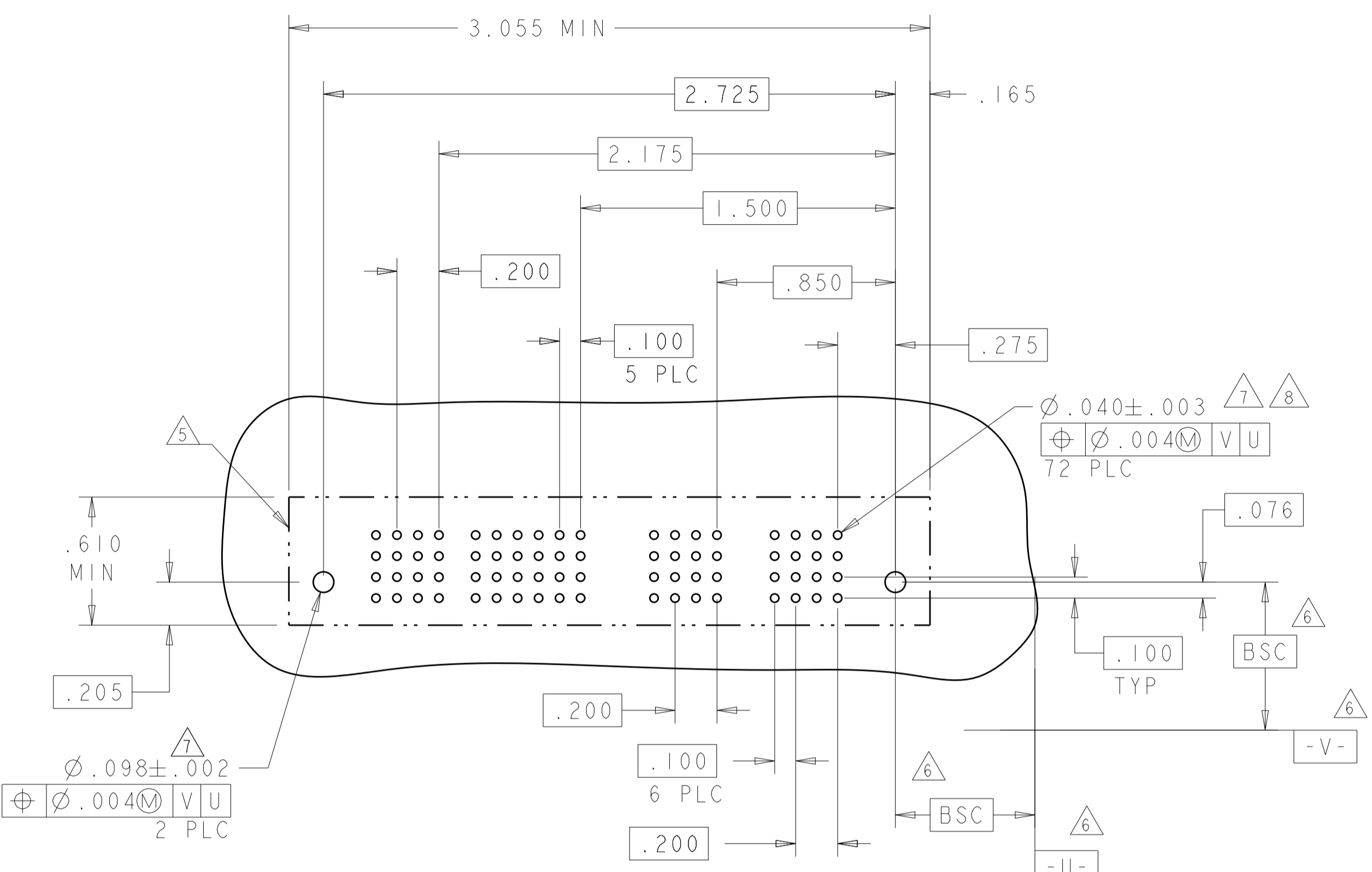
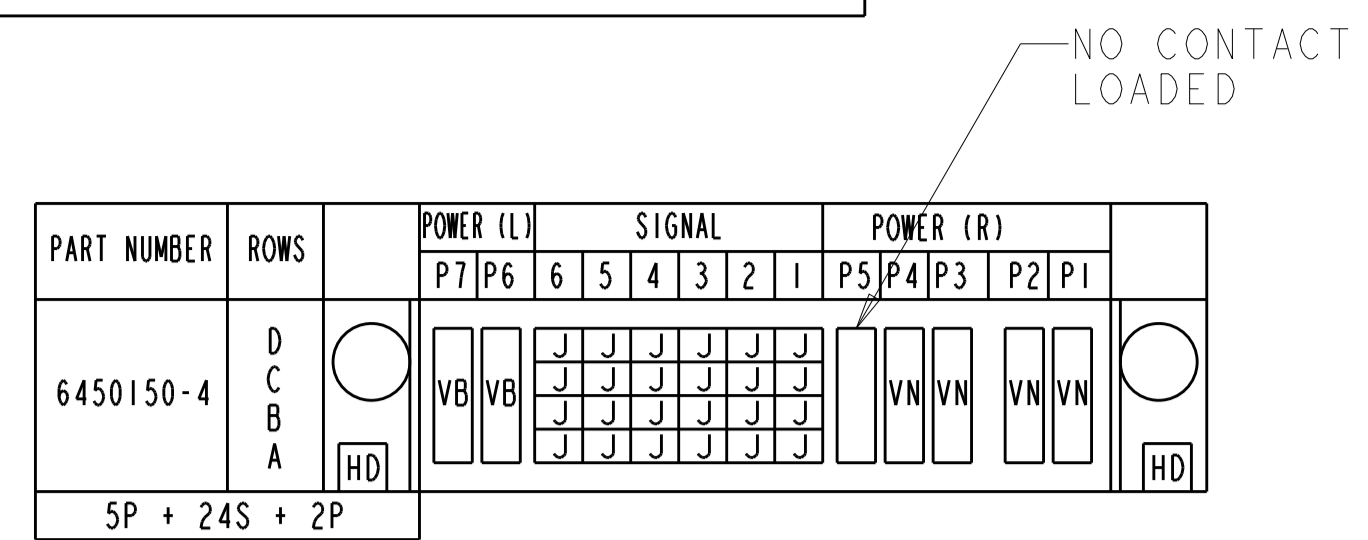
THIS DRAWING IS A CONTROLLED DOCUMENT.

OWN: R. GRZYBOWSKI 16FEB05
CHK: M. PERCHERKE 16FEB05
APVD: M. PERCHERKE

PRODUCT SPEC: 108-1973
APPLICATION SPEC: 114-13038
WEIGHT: -
CUSTOMER DRAWING

NAME: VERTICAL RECEPTACLE ASSEMBLY WITH GUIDES MULTI-BEAM XL
SIZE: A1
CAGE CODE: 6450150
SCALE: 1:1
SHEET: 3 OF 12
REV: G5

TE Connectivity



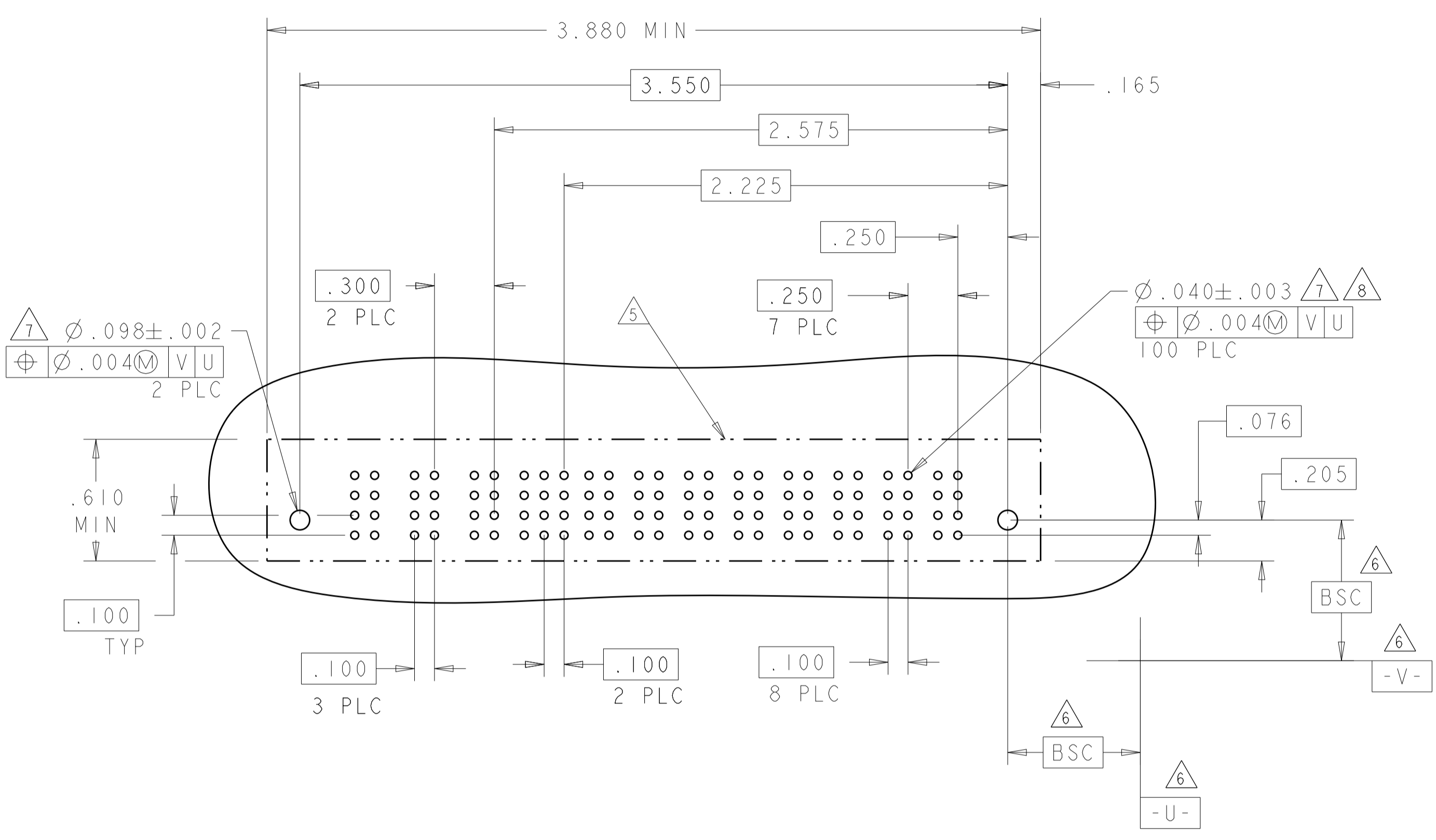
THIS DRAWING IS A CONTROLLED DOCUMENT.

DIMENSIONS:	TOLERANCES UNLESS OTHERWISE SPECIFIED:	DWG R. GRZYBOWSKI CHK M. PERCHERKE APPD M. PERCHERKE	16FEB05 16FEB05		TE Connectivity
INCHES	0 PLC ±. 1 PLC ±.01 2 PLC ±.01 3 PLC ±.005 4 PLC ±.002 ANGLES ±.002	NAME M. PERCHERKE	PRODUCT SPEC		VERTICAL RECEPTACLE ASSEMBLY WITH GUIDES MULTI-BEAM XL
MATERIAL	FINISH	APPLICATION SPEC	SIZE	CAGE CODE	DRAWING NO
CUSTOMER DRAWING			114-13038	1100779	6450150
SCALE			1:1	SHEET	4 OF 12

LOC	DIST	REVISIONS					
ES	00	P	LTH	DESCRIPTION	DATE	DWN	APVD
				SEE SHEET 1			

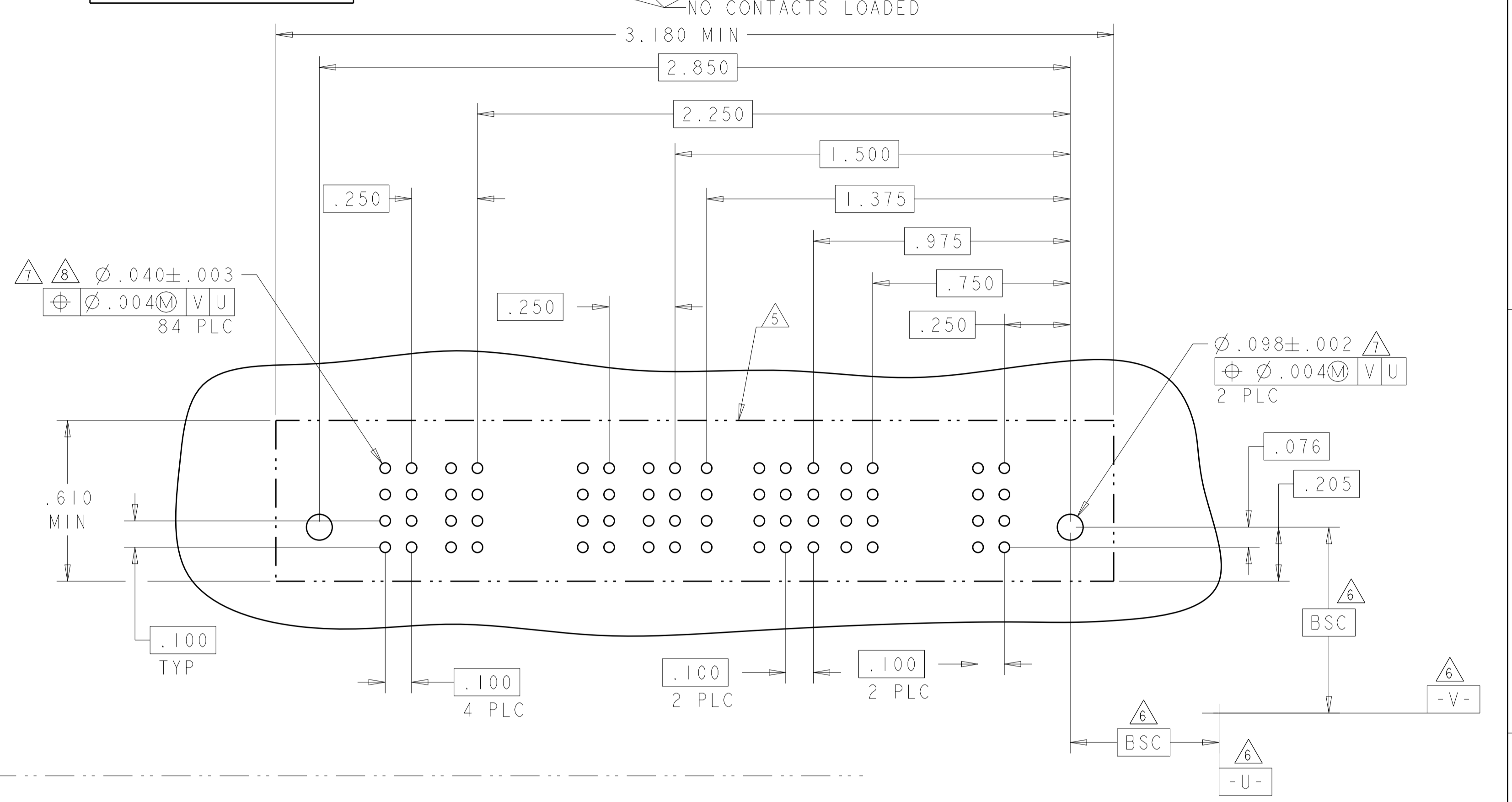
PART NUMBER	ROWS	POWER (L)			SIGNAL								POWER						
		P11	P10	P9	3	2	1	P8	P7	P6	P5	P4	P3	P2	P1				
1-6450150-3	D C B A	VM	VM	VA	E	E	E	E	E	E	E	E	E	E	E	E	E	E	E
		HD																	HD

8P + 12S + 3ACP



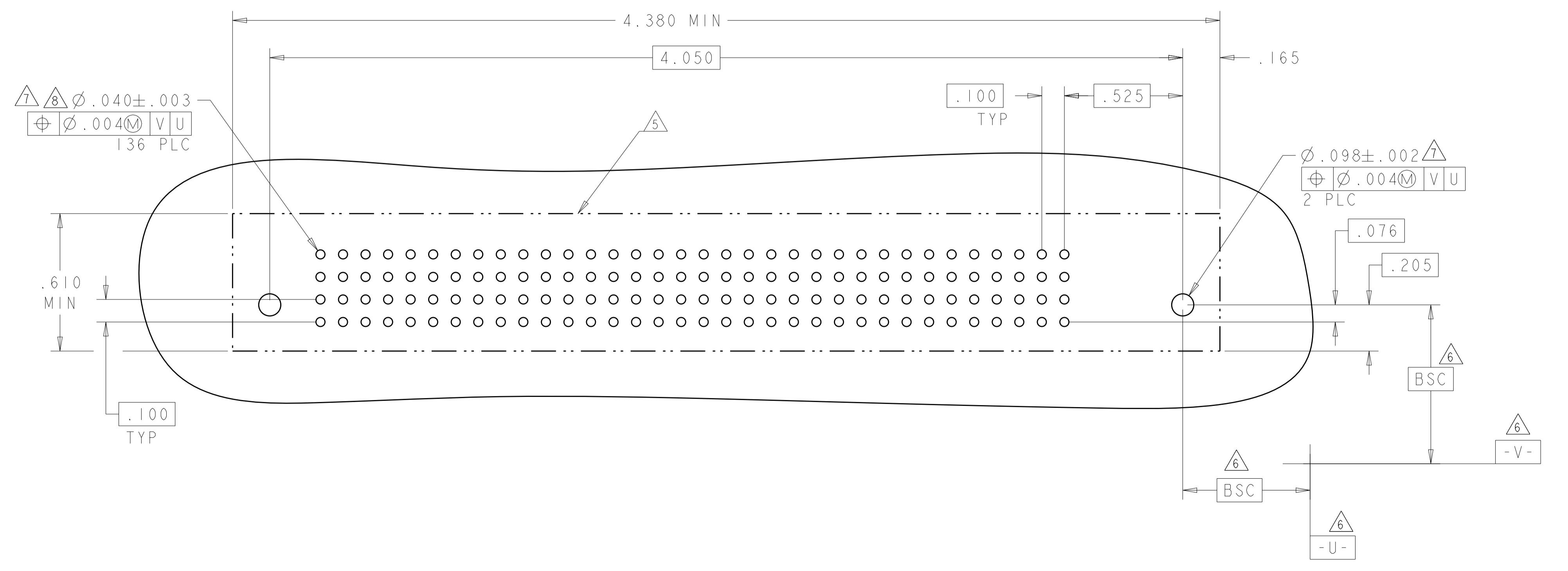
PART NUMBER	ROWS	POWER (L)					SIGNAL					POWER (R)		
		P8	P7	P6	P5	P4	5	4	3	2	1	P3	P2	P1
1-6450150-8	D C B A	VA	VA	VM	VA	VA	E	E	E	E	E	E	E	E
		HD												HD

3P + 20S + 5P



PART NUMBER	ROWS	SIGNAL																																									
		37	36	35	34	33	32	31	30	29	28	27	26	25	24	23	22	21	20	19	18	17	16	15	14	13	12	11	10	9	8	7	6	5	4	3	2	1					
1-6450150-9	D C B A	E	E	E	E	E	E	E	E	E	E	E	E	E	E	E	E	E	E	E	E	E	E	E	E	E	E	E	E	E	E	E	E	E	E	E	E	E	E	E	E		
		HD																																									HD

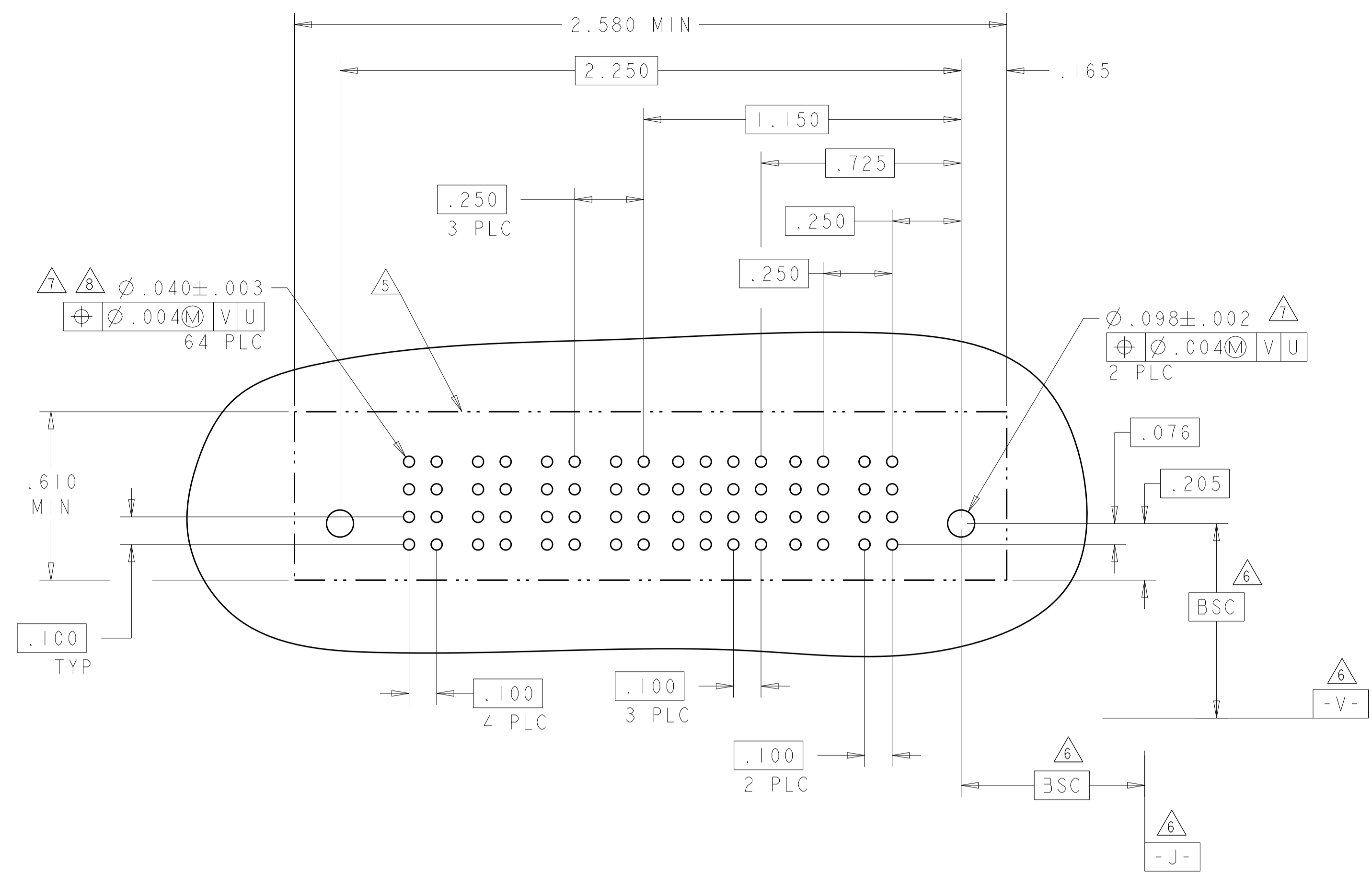
148S



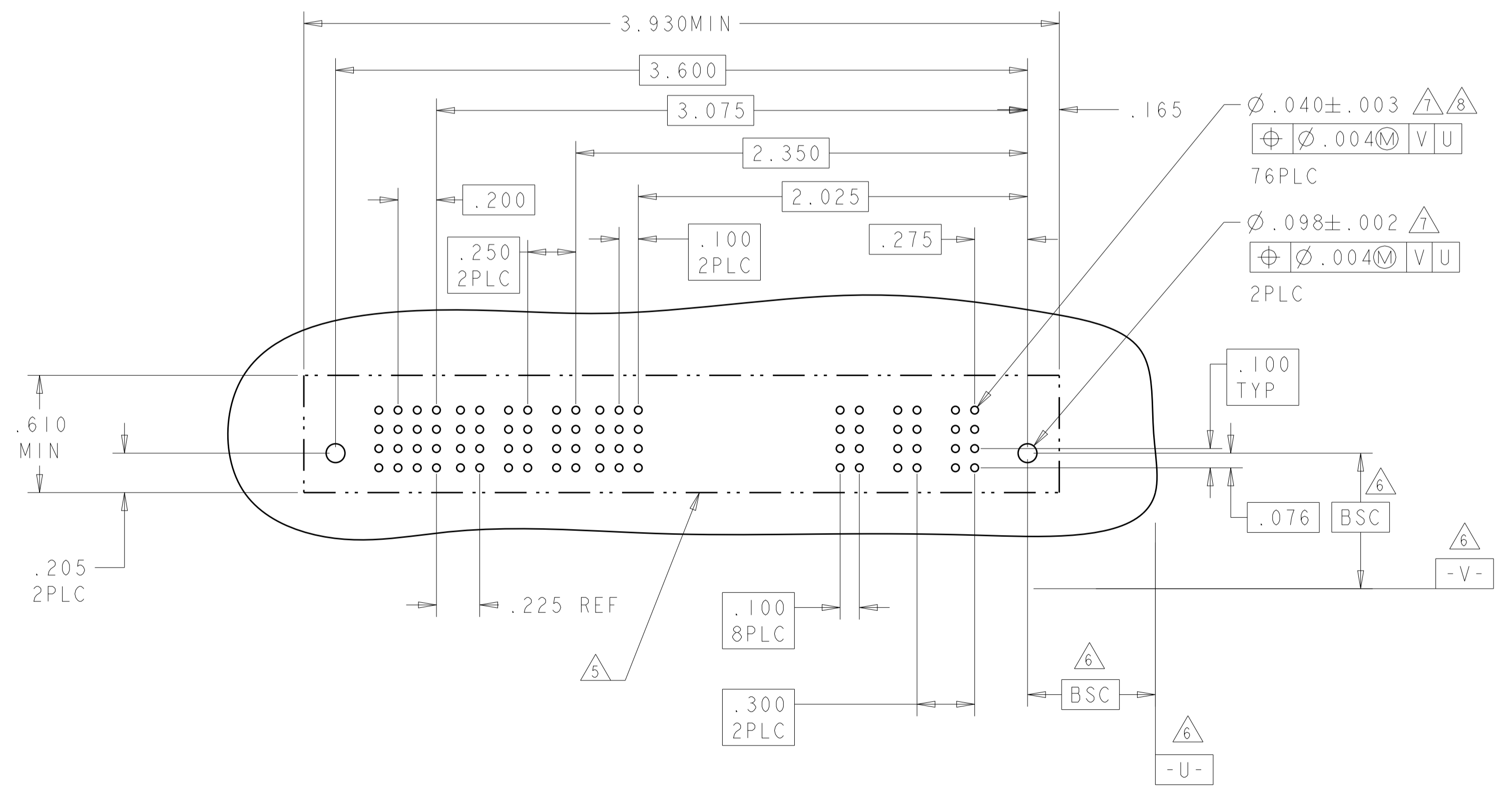
THIS DRAWING IS A CONTROLLED DOCUMENT.

DIMENSIONS:	TOLERANCES UNLESS OTHERWISE SPECIFIED:	DWN R. GRZYBOWSKI 16FEB05	CHK M. PERCHERKE 16FEB05	APVD M. PERCHERKE	NAME
INCHES	0 PLC ±.01 1 PLC ±.01 2 PLC ±.01 3 PLC ±.005 4 PLC ±.002	PRODUCT SPEC	108-1973	APPLICATION SPEC	VERTICAL RECEPTACLE ASSEMBLY WITH GUIDES MULTI-BEAM XL
MATERIAL	FINISH	SIZE	CAGE CODE	DRAWING NO	RESTRICTED TO
		114-13038	A100779	6450150	

CUSTOMER DRAWING SCALE 1:1 SHEET 5 OF 12 REV G5



PART NUMBER	ROWS	POWER				SIGNAL				POWER	
		P6	P5	P4	P3	4	3	2	1	P2	P1
1-6450150-7	D	VM	VM	VA	VA	E	E	E	E	VA	VM
	C					E	E	E	E		
	B					E	E	E	E		
2P + 16S + 4P											



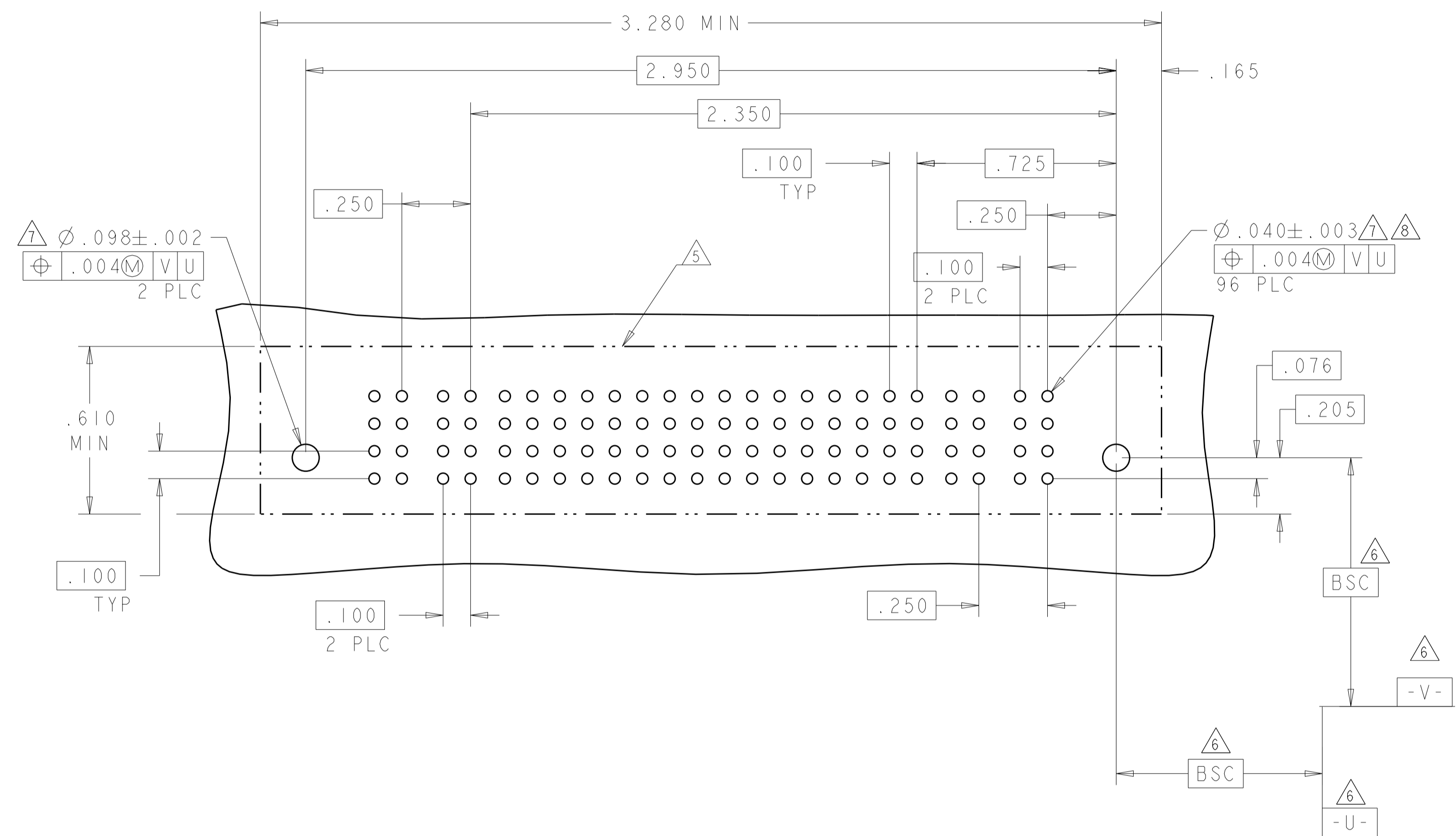
PART NUMBER	ROWS	POWER (L)								SIGNAL								POWER (R)			
		P8	P7	P6	P5	P4	I2	I1	I0	9	8	7	6	5	4	3	2	1	P3	P2	P1
2-6450150-0	D	VM	VM	VM	VM	VM	E	E	E	E	E	E	E	E	E	E	E	E	VA	VM	VM
	C						E	E	E	E	E	E	E	E	E	E	E	E			
	B						E	E	E	E	E	E	E	E	E	E	E	E			
3ACP + 48S + 5P																					

NO CONTACTS LOADED

THIS DRAWING IS A CONTROLLED DOCUMENT. DWN: R. GRZYBOWSKI 16FEB05, CHK: M. PERCHERKE 16FEB05, APVD: M. PERCHERKE. NAME: VERTICAL RECEPTACLE ASSEMBLY WITH GUIDES MULTI-BEAM XL. DIMENSIONS: INCHES. TOLERANCES UNLESS OTHERWISE SPECIFIED: 0 PLC ±, 1 PLC ±.01, 2 PLC ±.01, 3 PLC ±.005, 4 PLC ±.0020. MATERIAL: FINISH: . ANGLE: 45°. WEIGHT: . CUSTOMER DRAWING. SCALE: 1:1 SHEET 6 OF 12 REV: G5. STC Connectivity logo.

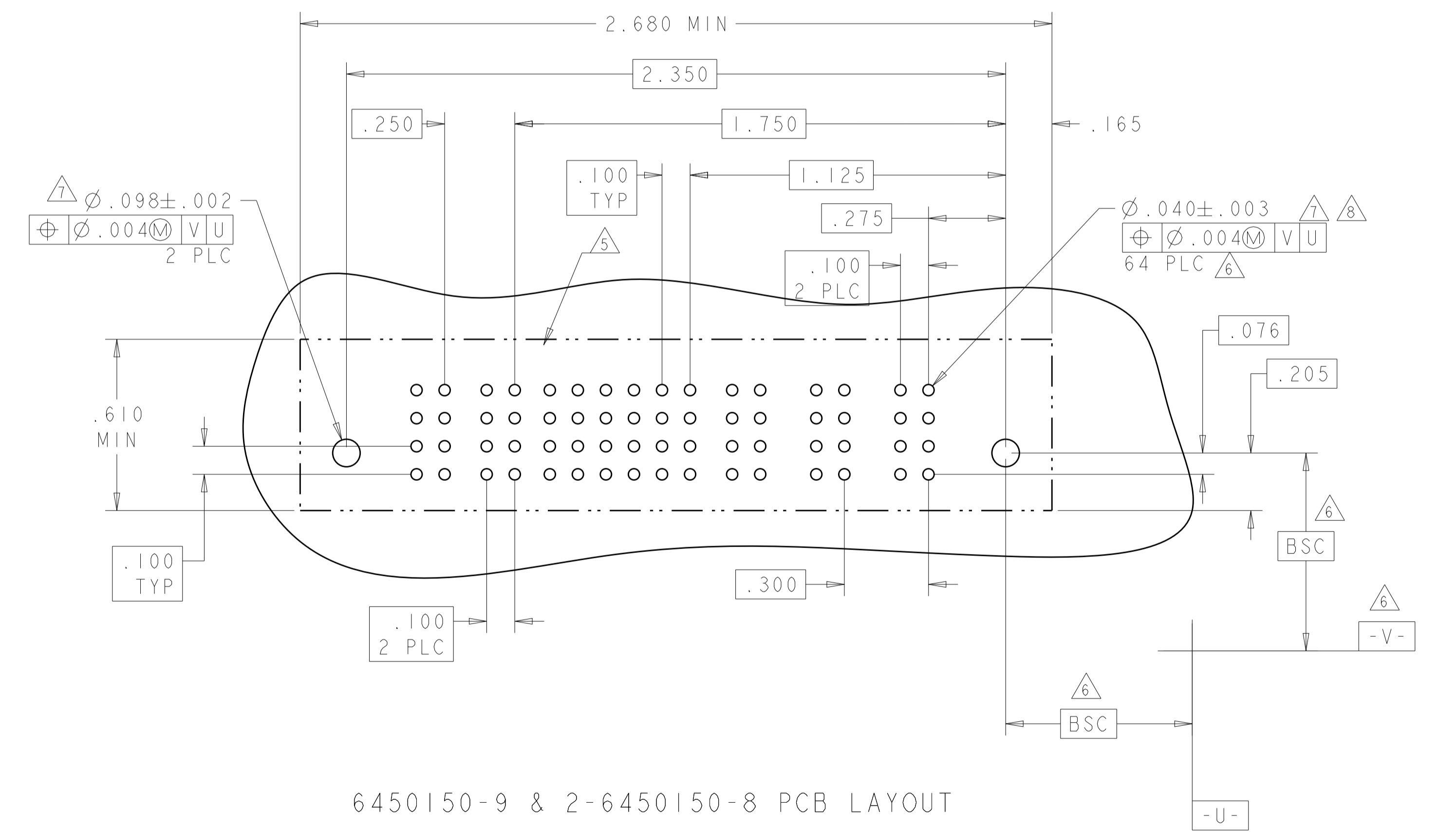
LOC	DIST	REVISIONS			
ES	00	REV	DATE	BY	APPV
		1	SEE SHEET 1		

PART NUMBER	ROWS	POWER (L)		SIGNAL																POWER (R)				
		P4	P3	16	15	14	13	12	11	10	9	8	7	6	5	4	3	2	1	P2	P1			
2-6450150-1	D	VB	VN	J	J	J	J	J	J	J	J	J	J	J	J	J	J	J	J	J	J	VN	VB	
	C			J	J	J	J	J	J	J	J	J	J	J	J	J	J	J	J	J	J			
	B			J	J	J	J	J	J	J	J	J	J	J	J	J	J	J	J	J	J			J
	A			J	J	J	J	J	J	J	J	J	J	J	J	J	J	J	J	J	J			J
2P + 64S + 2P		HD																		HD				



PART NUMBER	ROWS	POWER		SIGNAL						POWER					
		P5	P4	6	5	4	3	2	1	P3	P2	P1			
6450150-9	D	VM	VM	E	E	E	E	E	E	E	E	VA	VM	VM	
	C			E	E	E	E	E	E	E	E				
	B			E	E	E	E	E	E	E	E				E
	A			E	E	E	E	E	E	E	E				E
3ACP+24S+2P		HD								HD					

PART NUMBER	ROWS	POWER		SIGNAL						POWER					
		P5	P4	6	5	4	3	2	1	P3	P2	P1			
2-6450150-8	D	VM	VM	E	E	E	E	E	E	E	VA	VM	VM		
	C			E	E	E	E	E	E	E				E	
	B			E	E	E	E	E	E	E				E	E
	A			E	E	E	E	E	E	E				E	E
3ACP+24S+2P		HD								HD					



6450150-9 & 2-6450150-8 PCB LAYOUT

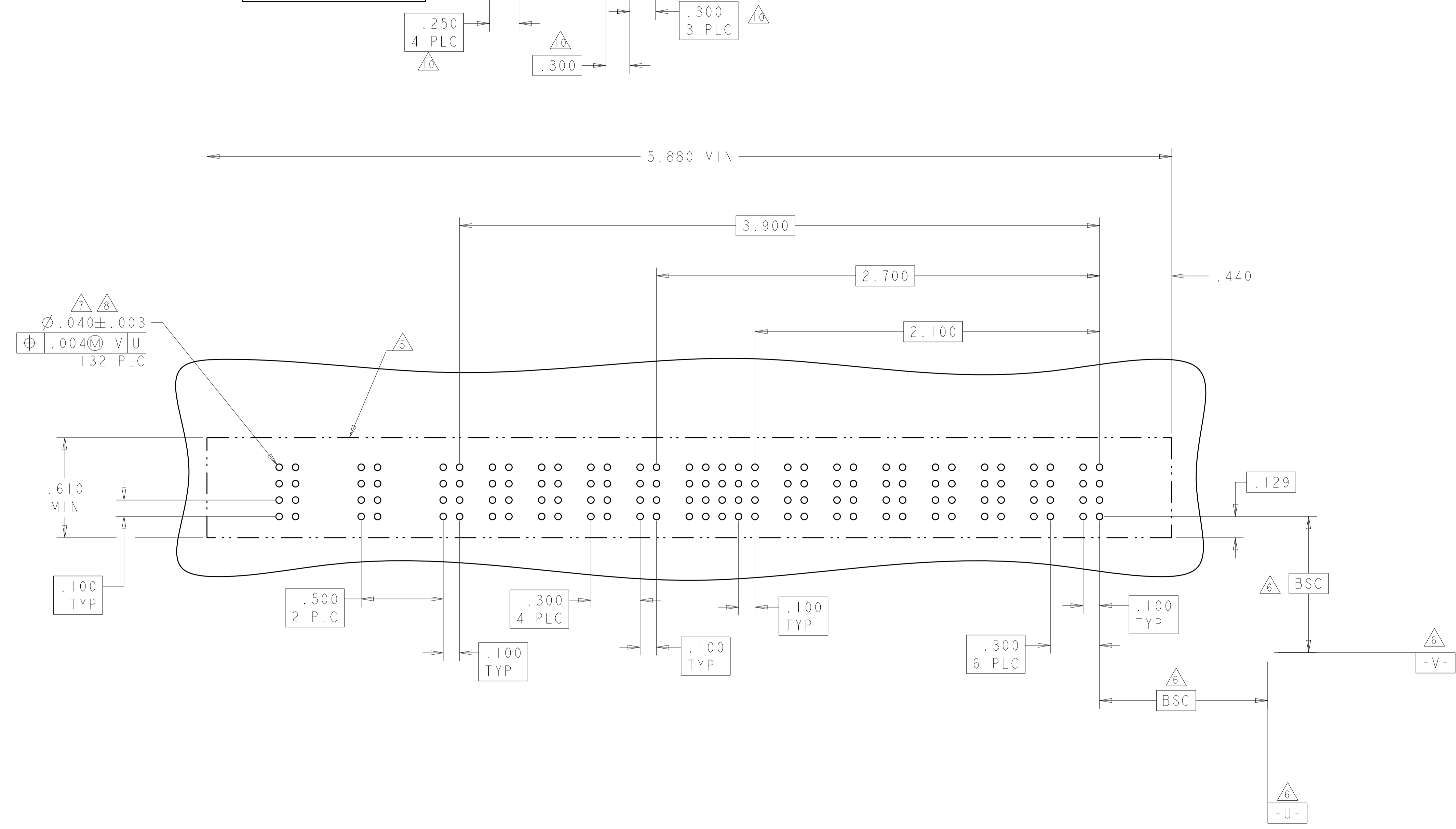
THIS DRAWING IS A CONTROLLED DOCUMENT.		DWN: R. GRZYBOWSKI 16FEB05 CHK: M. PERCHERKE 16FEB05 APVD: M. PERCHERKE NAME:	TE Connectivity
DIMENSIONS: INCHES:	TOLERANCES UNLESS OTHERWISE SPECIFIED: 0 PLC ±. 1 PLC ±.01 2 PLC ±.01 3 PLC ±.005 4 PLC ±.0020 ANGLES ±.2°	PRODUCT SPEC: 108-1973 APPLICATION SPEC: 114-13038 WEIGHT:	
MATERIAL:	FINISH:	CUSTOMER DRAWING	SCALE: 1:1 SHEET 7 OF 12 REV: G5

LOC		DIST		REVISIONS				
ES	00	P	LTN	DESCRIPTION	DATE	DWN	APVD	
-	-	-	-	SEE SHEET 1	-	-	-	

NO CONTACTS LOADED

PART NUMBER	ROWS	POWER (L)								SIGNAL					POWER (R)							
		P16	P15	P14	P13	P12	P11	P10	P9	P8	5	4	3	2	1	P7	P6	P5	P4	P3	P2	P1
2-6450150-2	D C B A	VA		VM		VM	VM	VM	VM	VM	E	E	E	E	E	VM	VM	VM	VM	VM	VM	VM
											E	E	E	E	E							
											E	E	E	E	E							
											E	E	E	E	E							

7ACP+20S+4ACP+5P

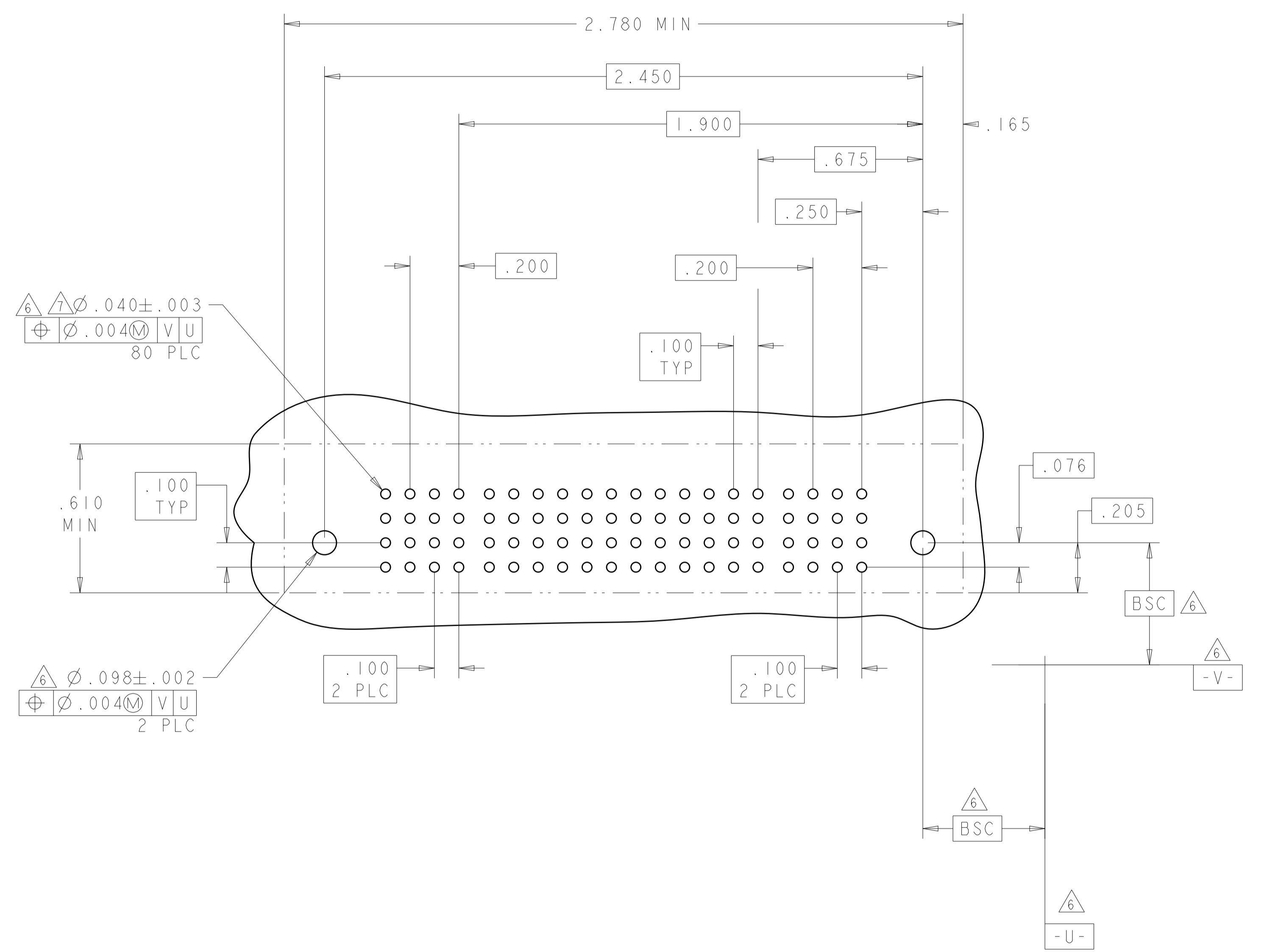
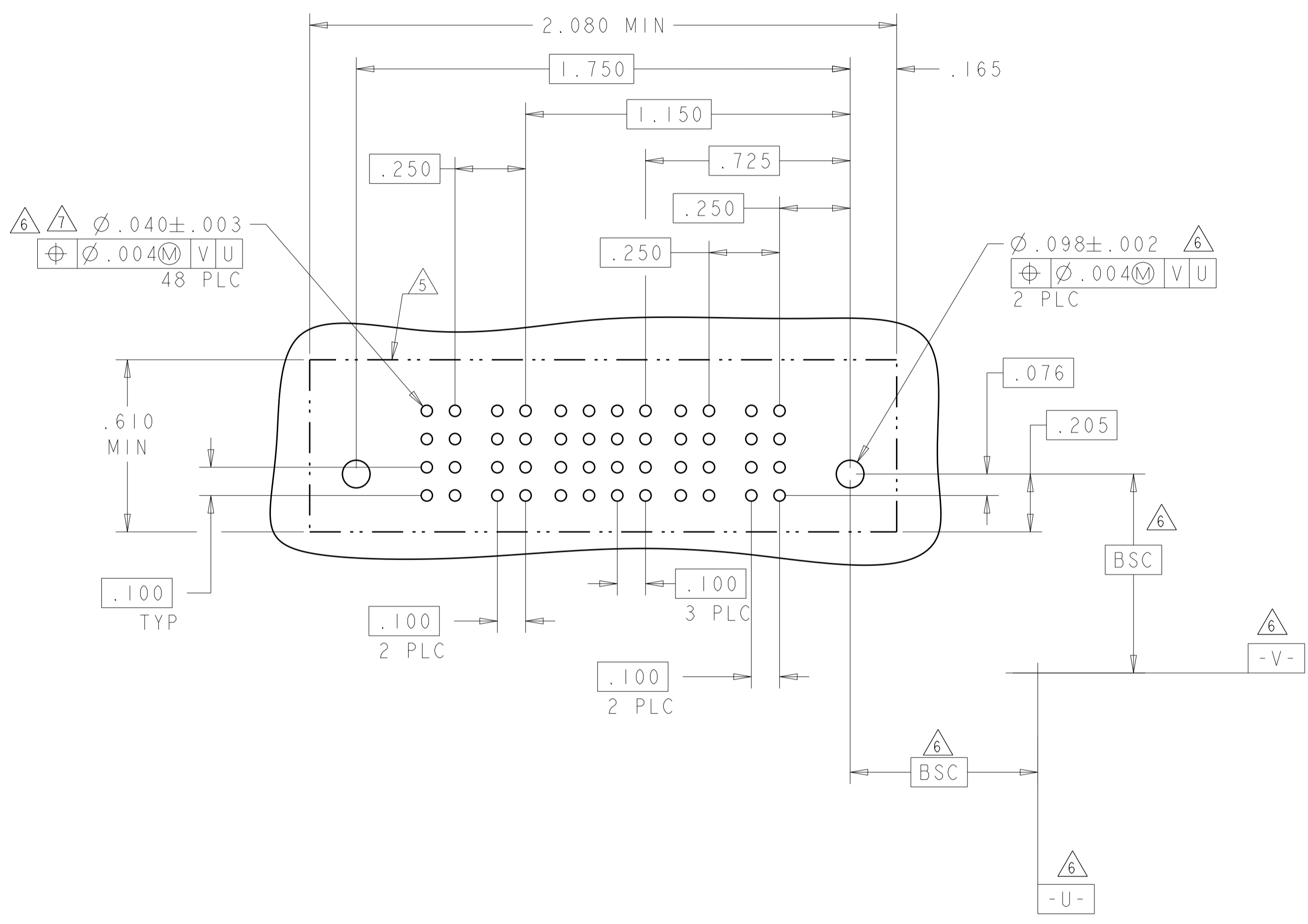


THIS DRAWING IS A CONTROLLED DOCUMENT.		DWN: R. GRZYBOWSKI 16FEB05		TE Connectivity
DIMENSIONS: INCHES		CHK: M. PERCHERKE 16FEB05		NAME: VERTICAL RECEPTACLE ASSEMBLY WITH GUIDES MULTI-BEAM XL
TOLERANCES UNLESS OTHERWISE SPECIFIED:		APVD: M. PERCHERKE	PRODUCT SPEC: 108-1973	
0 PLC ±.01		PRODUCT SPEC: 114-13038	APPLICATION SPEC: 114-13038	
1 PLC ±.01		SIZE: A1	CAGE CODE: 00779	
2 PLC ±.01		WEIGHT: -	DRAWING NO: 6450150	
3 PLC ±.005		FINISH: -	SCALE: 1:1	
4 PLC ±.0020		CUSTOMER DRAWING	SHEET 8 OF 12	
ANGLES ±.2°			REV: G5	

LOC		DIST		REVISIONS				
P	LTN	DATE	DMN	APVD	DESCRIPTION	DATE	DMN	APVD
-	-	-	-	-	SEE SHEET 1	-	-	-

PART NUMBER	ROWS	POWER		SIGNAL				POWER	
		P4	P3	4	3	2	1	P2	P1
2-6450150-3	D	VM	VM	E	E	E	E	VA	VA
	C			E	E	E	E		
	B			E	E	E	E		
	A			E	E	E	E		
2P + 16S + 2P		HD						HD	

PART NUMBER	ROWS	POWER		SIGNAL								POWER						
		P4	P3	12	11	10	9	8	7	6	5	4	3	2	1	P2	P1	
2-6450150-4	D	VM	VA	E	E	E	E	E	E	E	E	E	E	E	E	E	VA	VM
	C			E	E	E	E	E	E	E	E	E	E	E	E			
	B			E	E	E	E	E	E	E	E	E	E	E	E			
	A			E	E	E	E	E	E	E	E	E	E	E	E			
2P + 48S + 2P		HD										HD						



THIS DRAWING IS A CONTROLLED DOCUMENT. DWN: R. GRZYBOWSKI 16FEB05
 CHK: M. PERCHERKE 16FEB05
 APVD: M. PERCHERKE

DIMENSIONS: INCHES. TOLERANCES UNLESS OTHERWISE SPECIFIED:
 0 PLC ±.01
 1 PLC ±.01
 2 PLC ±.01
 3 PLC ±.005
 4 PLC ±.002
 ANGLES ±.020

MATERIAL: FINISH:

PRODUCT SPEC: 108-1973
 APPLICATION SPEC: 114-13038
 WEIGHT: CUSTOMER DRAWING

NAME: VERTICAL RECEPTACLE ASSEMBLY WITH GUIDES MULTI-BEAM XL
 SIZE: A1
 CAGE CODE: 100779
 DRAWING NO: 6450150

RESTRICTED TO: SCALE: 1:1 SHEET 9 OF 12 REV: G5

TE Connectivity

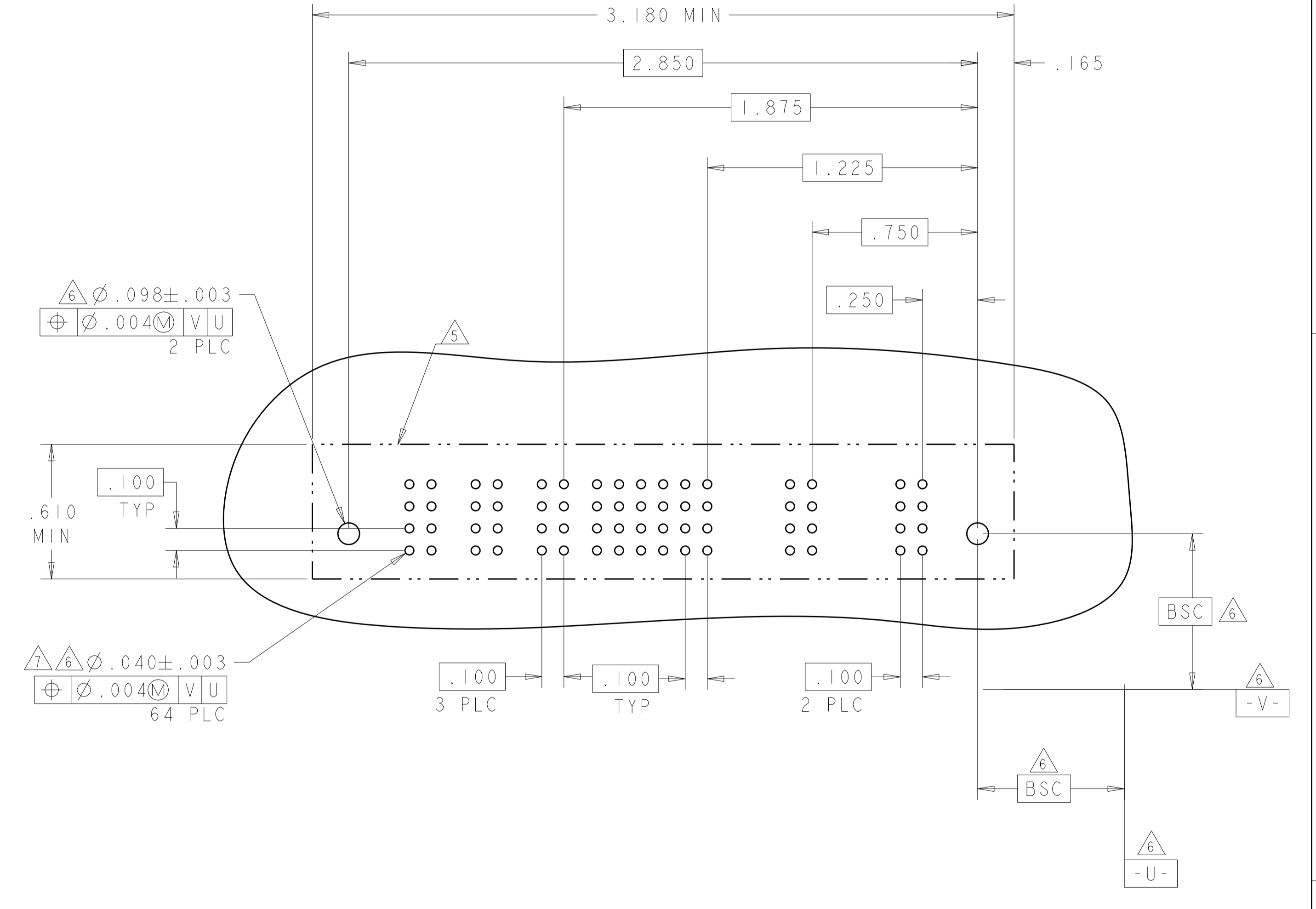
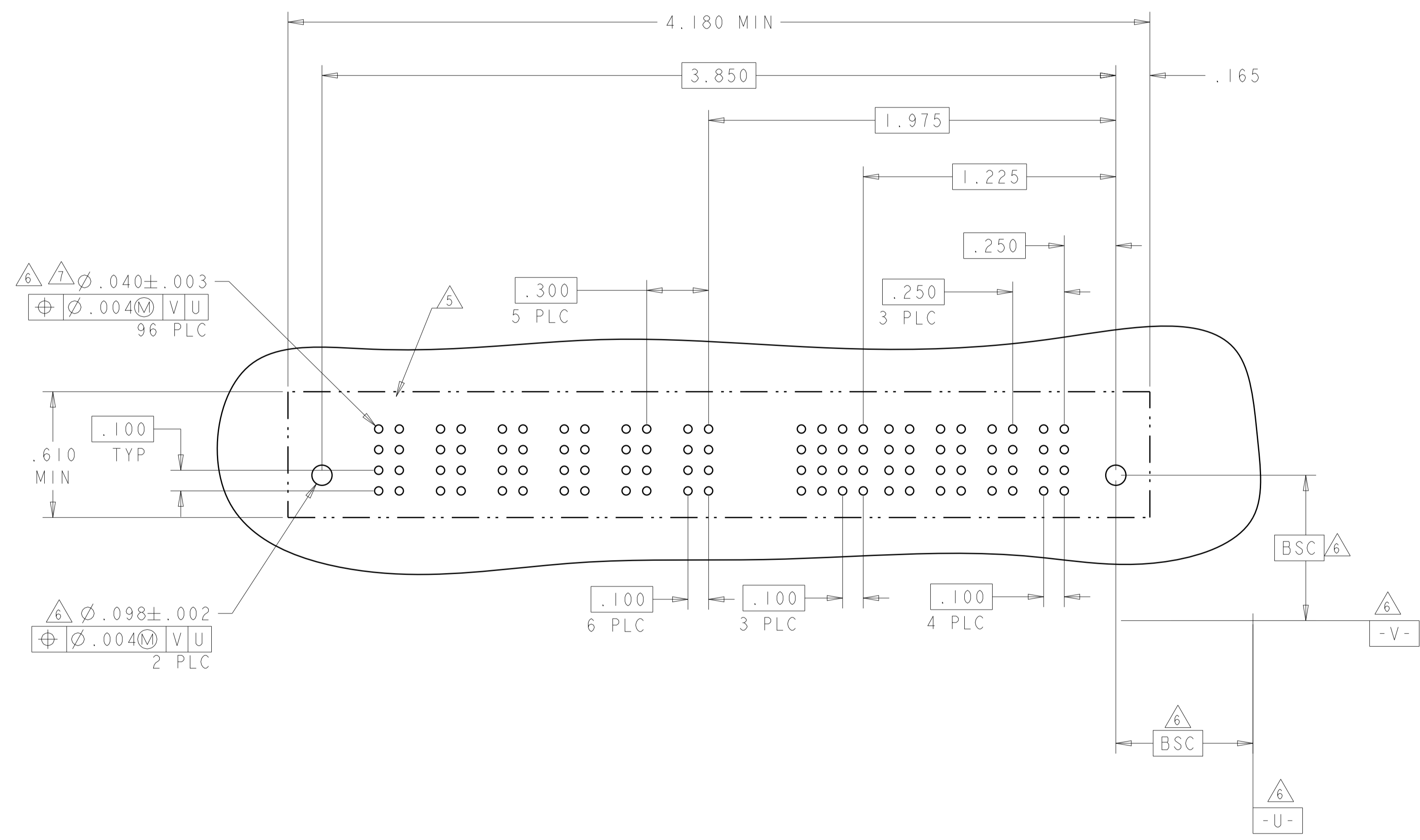
LOC	DIST	REVISIONS			
P	LTN	DESCRIPTION	DATE	DMN	APVD
ES	00	SEE SHEET 1			

PART NUMBER	ROWS	POWER						SIGNAL				POWER				
		P11	P10	P9	P8	P7	P6	P5	4	3	2	1	P4	P3	P2	P1
2-6450150-5	D							E	E	E	E					
	C							E	E	E	E	VM	VM	VM	VM	
	B							E	E	E	E					
	A	HD	VM	VA	VM	VM	VA	VM	E	E	E	E	VM	VM	VM	VM
4P + 16S + 7ACP																

PART NUMBER	ROWS	POWER (L)			SIGNAL						POWER (R)			
		P7	P6	P5	6	5	4	3	2	1	P4	P3	P2	P1
2-6450150-6	D				E	E	E	E	E	E				
	C				E	E	E	E	E	E	VM	VM	VM	VM
	B				E	E	E	E	E	E				
	A	HD	VM	VM	VA	E	E	E	E	E	VM	VM	VM	VM
4P + 24S + 3ACP														

(F1)

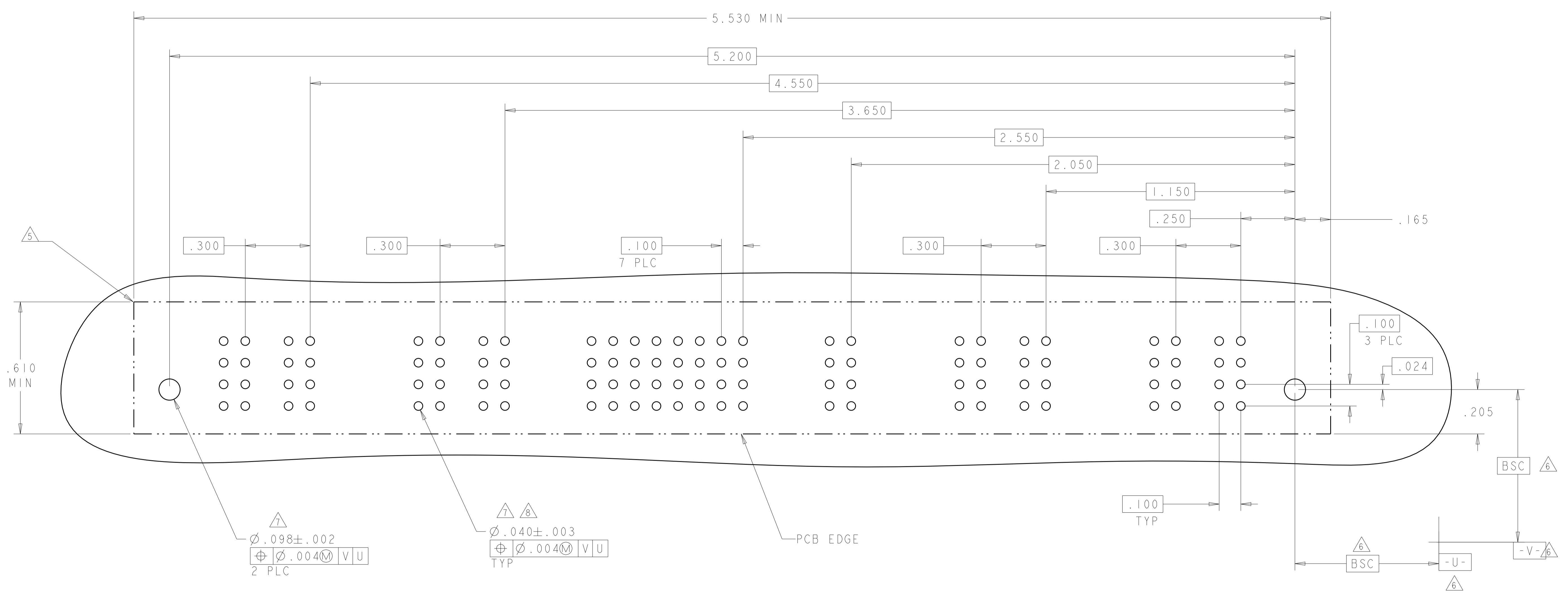
NO CONTACT LOADED



THIS DRAWING IS A CONTROLLED DOCUMENT.		DMN: R. GRZYBOWSKI CHK: M. PERCHERKE APVD: M. PERCHERKE	16FEB05 16FEB05	TE Connectivity VERTICAL RECEPTACLE ASSEMBLY WITH GUIDES MULTI-BEAM XL
DIMENSIONS: INCHES	TOLERANCES UNLESS OTHERWISE SPECIFIED:	PRODUCT SPEC	NAME	
0 PLC ±. 1 PLC ±.01 2 PLC ±.01 3 PLC ±.005 4 PLC ±.0020 ANGLES ±.020°	±. ±.01 ±.005 ±.0020	APPLICATION SPEC	SIZE	
MATERIAL	FINISH	WEIGHT	CAGE CODE DRAWING NO.	
			114-13038	RESTRICTED TO
			A100779C=6450150	
			CUSTOMER DRAWING	SCALE 1:1 SHEET 10 OF 12 REV G5

LOC		DIST		REVISONS			
P	LYN	DESCRIPTION	DATE	DWN	APVD		
-	-	SEE SHEET 1	-	-	-		

PART NUMBER	ROWS	POWER (L)	SIGNAL										POWER (R)										
			PI4	PI3	PI2	PI1	PI0	P9	8	7	6	5	4	3	2	1	P8	P7	P6	P5	P4	P3	P2
2-6450150-7	D C B A	VM VM VM VM	E	E	E	E	E	E	E	E	E	E	E	E	E	E	VA	VM	VM	VM	VM	VM	VM
8ACP + 32S + 6ACP																							



THIS DRAWING IS A CONTROLLED DOCUMENT. DWN R. GRZYBOWSKI 16FEB05
CHK M. PERCHERKE 16FEB05

DIMENSIONS: INCHES	TOLERANCES UNLESS OTHERWISE SPECIFIED:	NAME VERTICAL RECEPTACLE ASSEMBLY WITH GUIDES MULTI-BEAM XL	
	0 PLC ±.01		PRODUCT SPEC
	1 PLC ±.01		108-1973
	2 PLC ±.01		APPLICATION SPEC
	3 PLC ±.005		114-13038
4 PLC ±.0020	WEIGHT	A100779C=6450150	
ANGLES ±.020	FINISH	SCALE 1:1 SHEET 11 OF 12 REV G5	

MATERIAL: -

CUSTOMER DRAWING

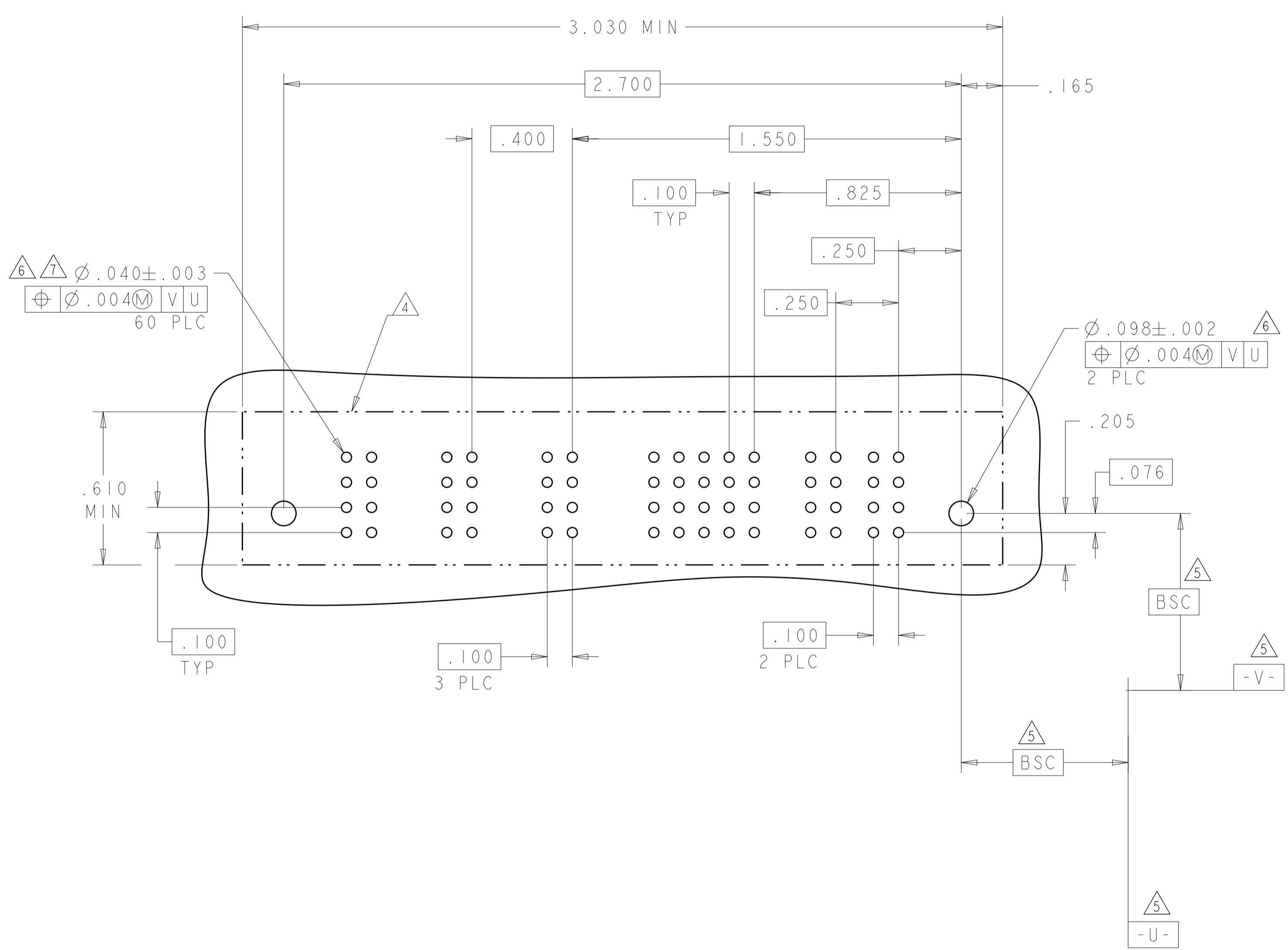
STE TE Connectivity

LOC	DIST	REVISIONS			
P	LTN	DESCRIPTION	DATE	DMN	APVD
-	-	SEE SHEET 1	-	-	-

PART NUMBER	ROWS	POWER						SIGNAL							
		P8	P7	P6	P5	P4	P3	4	3	2	3	2	1	P2	P1
2-6450150-9	D							E	E	E	E	E			
	C		VM					E	E	E	E	E	VM	VM	
	B			VM				E	E	E	E	E			
	A		HD		VA			E	E	E	E	E		HD	
2P + 24S + 6P															

NO CONTACTS LOADED

NO CONTACTS LOADED



THIS DRAWING IS A CONTROLLED DOCUMENT.		DMN: R. GRZYBOWSKI 16FEB05		TE Connectivity
DIMENSIONS: INCHES		CHK: M. PERCHERKE 16FEB05		NAME: VERTICAL RECEPTACLE ASSEMBLY WITH GUIDES MULTI-BEAM XL
TOLERANCES UNLESS OTHERWISE SPECIFIED:		APVD: M. PERCHERKE	PRODUCT SPEC: 108-1973	
0 PLC ±.01		APPLICATION SPEC: 114-13038		
1 PLC ±.01		SIZE: A1		
2 PLC ±.01		CAGE CODE: 00779		
3 PLC ±.005		DRAWING NO: 6450150		
4 PLC ±.002		RESTRICTED TO: -		
ANGLES ±.2°		SCALE: 1:1		
FINISH: -		SHEET 12 OF 12		
MATERIAL: -		REV: G5		
CUSTOMER DRAWING		DATE: -		

Mouser Electronics

Authorized Distributor

Click to View Pricing, Inventory, Delivery & Lifecycle Information:

[TE Connectivity:](#)

[6450150-3](#)