


M12 - RJ 45 Adapters

Characteristics:

- Adapter from M12 to RJ45
- ODVA compliant
- Rugged Design
- IP68 unmated on M12 side

Applications:

- Industrial Ethernet
- Factory Automation
- Drives
- ...



Technical Data

Parameter	Standard	Value
Connector		M12 to RJ Adapter
Pin (End 1)	IEC 61076 - 2 - 101	4 (M12 D-code)
Pin (End 2)		RJ45
Connector & Contact Gender (End 1)		Male or Female
Connector & Contact Gender (End 2)		Female
Mating Style		Screw Type
Backshell		Front Mount
Waterproof Rating	IEC 60529	M12 = IP68 / Body = IP65
Mating Parts		M12 4 Pole D-code / RJ45 Plug

Materials

Contact Body (UL)	UL	PA + GF
Contacts		Copper Alloy
Contact Plating		Gold Plating
O-ring (UL)		Viton

Electrical Characteristics

Current Rating	IEC 61076 - 2 101	M12: 4A
Voltage Rating	IEC 61076 - 2 101	M12 4 Pole: 250V
Withstanding Voltage	IEC 61076 - 2 101	M12 4 Pole: 1400Vrms
Contact Resistance	IEC 61076 - 2 101	<10mΩ


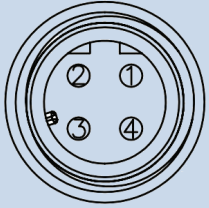
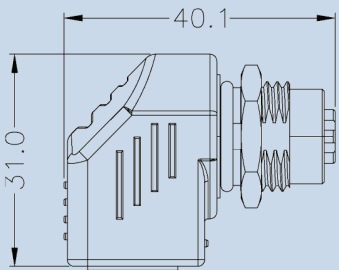
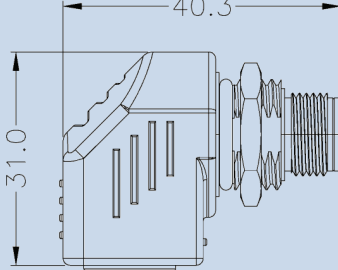
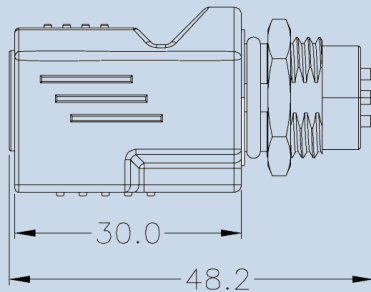
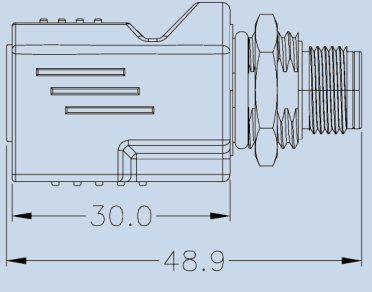
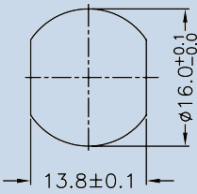
Mechanical Characteristics

Operating Temperature		0°C to +70°C
Insertion and Withdrawal Force	IEC 61076 - 2 101	M12 Conn.: Insertion: 10N; Withdrawal: 15N
Mating Cycle	IEC 61076 - 2 101	M12 Conn.: 100
Vibration	IEC 61076 - 2 101	10 ~ 500 Hz and 0,35 mm or 50 mm/s ²

Part Numbers

Adapter right-angled, female M12	RJS-12D04FF-RS800 1
Adapter right-angled, male M12	RJS-12D04FM-RS800 1
Adapter straight, female M12	RJS-12D04FF-LS800 1
Adapter straight, male M12	RJS-12D04FM-LS800 1

Dimensions

<p>Pin Configurations</p>	<div style="display: flex; justify-content: space-around;"> <div style="text-align: center;"> <p>M12 Female</p>  <p>Pin Assignments Front View</p> </div> <div style="text-align: center;"> <p>M12 Male</p>  <p>Pin Assignments Front View</p> </div> </div>
<p>Dimensional Drawings</p>	<div style="display: grid; grid-template-columns: 1fr 1fr; gap: 20px;"> <div style="text-align: center;">  <p>RJS-12D04FF-RS8001</p> </div> <div style="text-align: center;">  <p>RJS-12D04FM-RS8001</p> </div> <div style="text-align: center;">  <p>RJS-12D04FF-LS8001</p> </div> <div style="text-align: center;">  <p>RJS-12D04FM-LS8001</p> </div> </div>
<p>Recommended Panel Cut-Out</p>	<div style="text-align: center;">  </div>

General Information

We reserve the right to change the design due to improvement in quality, development or production requirements. This data sheet must not be used in any form or manner without our prior approval in writing (Copyright, Law, Fair Trading Law, Civil Code). All technical data have been measured in a laboratory environment and can be different during practical usage of the product. Any product information is for descriptive usage only and not legally binding; particularly the information does not constitute or provide any legal guaranties ("Beschaffungsgarantie" or "Haltbarkeitsgarantie")

Mouser Electronics

Authorized Distributor

Click to View Pricing, Inventory, Delivery & Lifecycle Information:

[Amphenol:](#)

[RJS-12D04FF-RS8001](#) [RJS-12D04FF-LS8001](#) [RJS-12D04FM-LS8001](#) [RJS-12D04FM-RS8001](#)