

Inline function terminal - IB IL PWM/2-PAC - 2861632

Please be informed that the data shown in this PDF Document is generated from our Online Catalog. Please find the complete data in the user's documentation. Our General Terms of Use for Downloads are valid (<http://phoenixcontact.com/download>)



Inline function terminal for pulse width and frequency modulation or activation of impulse-driven motor control parts with pulse/direction interface, two outputs for 5 V or 24 V

Product Description

Inline terminal IB IL PWM/2 offers the capability of pulse width modulation (PWM) of the output signals. It features two independently operating channels. Each of the two output signals is available as a 5 V and as a 24 V signal.

Depending on the operating mode, either the high-phase of the period, the period duration, or the frequency can be set. The following four operating modes are supported:

- Pulse width modulation
- Frequency range
- Single shot and
- Pulse/direction signal outputs

Product Features

- Maximum frequency of 50 kHz
- Pulse/direction signal output without integrated ramp function to control step motor power sections
- 2 independent channels
- Output of 5 V or 24 V signals
- Single pulse output (pulse length of 10 µs to 25.5 s can be set)
- Pulse width modulation (period length can be set in increments from 100 µs to 10 s, duty factor in 0.39% increments)
- Frequency output (frequency can be set between 0 and 50 kHz)



Key Commercial Data

Packing unit	1 pc
Weight per Piece (excluding packing)	160.0 g
Custom tariff number	85389091
Country of origin	Germany

Technical data

Note

Inline function terminal - IB IL PWM/2-PAC - 2861632

Technical data

Note

Utilization restriction	EMC: class A product, see manufacturer's declaration in the download area
-------------------------	---------------------------------------------------------------------------

Dimensions

Width	24.4 mm
Height	136.8 mm
Depth	71.5 mm

Ambient conditions

Ambient temperature (operation)	-25 °C ... 55 °C
Ambient temperature (storage/transport)	-25 °C ... 85 °C
Permissible humidity (operation)	10 % ... 95 % (according to DIN EN 61131-2)
Degree of protection	IP20

General

Mounting type	DIN rail
Net weight	165.1 g
Note on weight specifications	with connectors

Interfaces

Fieldbus system	Lokalbus
Designation	Inline local bus
Connection method	Inline data jumper
Transmission speed	500 kBit/s
Transmission physics	Copper

Power supply for module electronics

Supply voltage	24 V DC (via voltage jumper)
Supply voltage range	19.2 V DC ... 30 V DC (including all tolerances, including ripple)
Ripple	5%
Current consumption	typ. 100 mA

Inline potentials

Communications power U_L	7.5 V (via voltage jumper)
Current consumption from U_L	max. 130 mA
Segment circuit supply U_S	24 V DC (nominal value)
Current consumption from U_S	max. 1 A

Counter inputs

Number of inputs	0
Operating mode	PWM, frequency generator, single-shot, pulse/direction signal

Inline function terminal - IB IL PWM/2-PAC - 2861632

Technical data

Digital outputs

Output name	Digital output: 24 V DC
Connection method	2-wire (shielded)
Number of outputs	max. 2
Output voltage	24 V
Nominal output voltage	24 V
Maximum output current per channel	0.5 A
Maximum output current per module / terminal block	1 A
Nominal load, inductive	12 VA
Nominal load, lamp	12 W
Output name	Digital output: 5 V DC
Connection method	2-wire (shielded)
Output voltage	5 V DC
Output current	10 mA (5 V); 500 mA (24 V)
Maximum operating frequency with ohmic nominal load	50 Hz

Standards and Regulations

Protection class	III, IEC 61140, EN 61140, VDE 0140-1
------------------	--------------------------------------

Classifications

eCl@ss

eCl@ss 4.0	27250302
eCl@ss 4.1	27250302
eCl@ss 5.0	27250304
eCl@ss 5.1	27242605
eCl@ss 6.0	27242605
eCl@ss 7.0	27242605
eCl@ss 8.0	27242605

ETIM

ETIM 2.0	EC001430
ETIM 3.0	EC001599
ETIM 4.0	EC001601
ETIM 5.0	EC001601

UNSPSC

UNSPSC 6.01	43172015
UNSPSC 7.0901	43201404

Inline function terminal - IB IL PWM/2-PAC - 2861632

Classifications

UNSPSC

UNSPSC 11	43172015
UNSPSC 12.01	43201404
UNSPSC 13.2	43201404

Approvals

Approvals


Approvals


UL Listed / cUL Listed / LR / ABS / RINA / BSH / BV / BSH / cULus Listed

Ex Approvals

Approvals submitted

Approval details

UL Listed 

cUL Listed 

LR

ABS

RINA

BSH

BV

Inline function terminal - IB IL PWM/2-PAC - 2861632

Approvals

BSH

cULus Listed 

Accessories

Accessories

Connector set

Connector set - IB IL AO/CNT-PLSET - 2732664



Connector set

Labeling panel

Labeling field - IB IL FIELD 2 - 2727501

Labeling field, width: 12.2 mm



Terminal marking

Insert strip - ESL 62X10 - 0809492

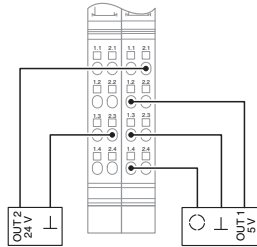


Insert strip, Sheet, white, unlabeled, can be labeled with: Office printing systems, Plotter: Laser printer, Mounting type: Insert, Lettering field: 62 x 10 mm

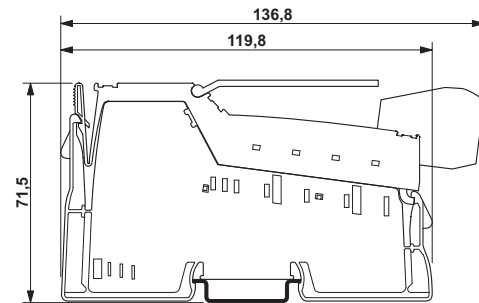
Drawings

Inline function terminal - IB IL PWM/2-PAC - 2861632

Connection diagram



Dimensional drawing



Mouser Electronics

Authorized Distributor

Click to View Pricing, Inventory, Delivery & Lifecycle Information:

Phoenix Contact:

2861632