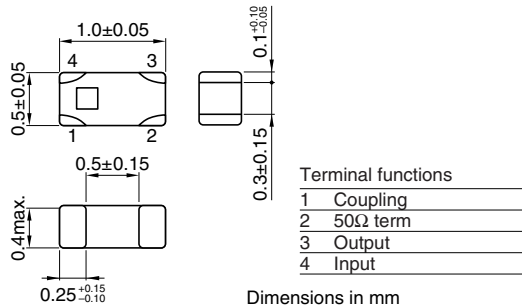


# Multilayer Chip Directional Couplers For PCS

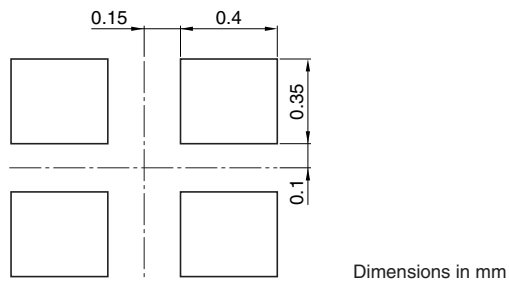
Conformity to RoHS Directive

HHM Series HHM2910E2

## SHAPES AND DIMENSIONS



## RECOMMENDED PC BOARD PATTERNS



## ELECTRICAL CHARACTERISTICS

Frequency range	1850 to 1980MHz	
Coupling factor	20.5±1.0dB	
Insertion loss	0.22dB max.*1 0.25dB max.*2	
Isolation	34dB min.	
VSWR	1.4 max.	
Temperature range	Operating	-40 to +85°C
	Storage	-40 to +85°C

\*1 25°C

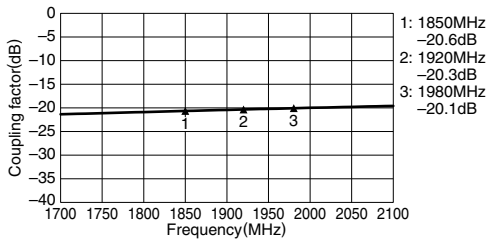
\*2 Operating temperature

• Conformity to RoHS Directive: This means that, in conformity with EU Directive 2002/95/EC, lead, cadmium, mercury, hexavalent chromium, and specific bromine-based flame retardants, PBB and PBDE, have not been used, except for exempted applications.

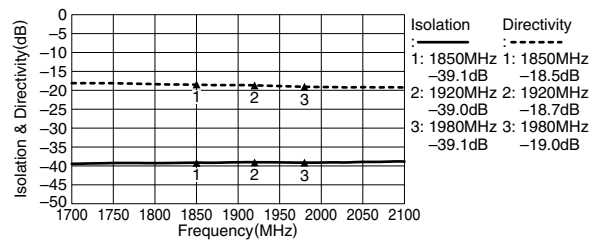
• All specifications are subject to change without notice.

### FREQUENCY CHARACTERISTICS

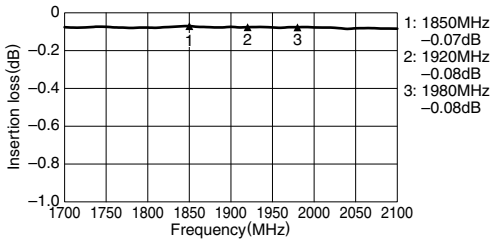
#### COUPLING



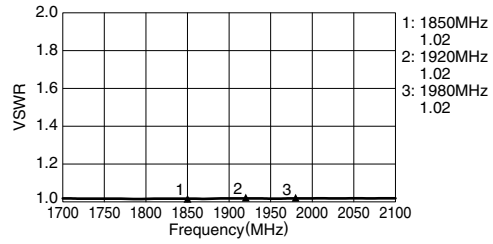
#### ISOLATION



#### INSERTION LOSS



#### VSWR



• All specifications are subject to change without notice.

# Mouser Electronics

Authorized Distributor

Click to View Pricing, Inventory, Delivery & Lifecycle Information:

[TDK:](#)

[HHM2910E2](#)