

# OPTIMA® Three-Pole Overcurrent Protection Module

# OPM-NG-SC3 OPM-NG-SM3



### Class CC Version

Catalog Symbol: OPM-NG-SC3

Electrical Rating: 30A, 600 Vac (or less)

Withstand Rating: 200kA

Use with Class CC fuse type: LP-CC, FNQ-R, KTK-R

### 13/32" x 1-1/2" and 10,3 x 38mm Version

Catalog Symbol: OPM-NG-SM3

Electrical Rating: UL-30A, 600 Vac (or less)

IEC-32A, 690Vac (or less)

Withstand Rating: Limited by fuse IR, 200ka maximum

Use with 13/32" x 1-1/2" fuse types: KTK, FNQ, KLM

Use with 10 x 38mm fuse types: FWA, FWC, C10G\_ \_ , C10M\_ \_

### Agency Information:

UL

OPM-NG-SC3

UL Listed, UL 512, File E14853, Guide IZLT

OPM-NG-SM3

UL Recognized, UL512, File E14853, Guide IZLT2

CSA Certified, C22.2 No. 39, Class C6225-01, File 47235

IEC 60947-3 Utilization Category AC20B

Packaging Weight: 0.39lb. (0.18 kg)

Handling & Storage Specifications:

Storage Temperature: -10°C to 65°C

### Attributes:

- 45mm width matches IEC starters.
- Phil-slot screws.
- Pressure plate terminations.
- Integrated collapsible handle.
- Fuse carrier cannot be removed from holder base.
- IP20 finger safe to IEC60529
- Auxilliary contacts. - optional accessory
- Dual-wire rated terminals (see Wire Table).
- 35mm DIN rail or panel mounting feature. Maximum screw size #8 (M4).
- Padlockable

CE logo denotes compliance with European Union Low Voltage Directive (50-1000 Vac, 75-1500 Vdc). Refer to Data Sheet: 8002 or contact Bussmann Application Engineering at 636-527-1270 for more information.

### Fuseholder Wire Range:

75°C U Only

#18-12 AWG Single/Dual, torque 15 lb·in.

#10-8 AWG Single/Dual, torque 20 lb·in.

Dual wire. Wire with same gauge and type

		75°C U Only		Ⓢ (Nm)/lb in
		AWG	[mm <sup>2</sup> ]	
Solid		18-8 x1 18-8 x2	1..6 x1 1..6 x2	18-12 Single / Dual 15 lb in (1.7 Nm)
Stranded		18-8 x1 18-8 x2	1.5..6 x1 1.5..6 x2	
Ferrules			1..4 x1 1..4 x2	10-8 Single / Dual 20 lb in (2.5 Nm)

### Input Power Terminal Wire Range:

Wiring	Conductor	
Tightening Torque:	Solid Conductor	(1) #14 to #2 (1.5 to 25mm <sup>2</sup> ) conductor or (2) #14 to #6 AWG (1.5 to 10mm <sup>2</sup> ) conductors
	Stranded Conductor	(1) #14 to #2 (1.5 to 25mm <sup>2</sup> ) conductor or (2) #12 to #6 AWG (2.5 to 10mm <sup>2</sup> ) conductors
Connector		20 lb·in. (2.2 N·m)
Screw Clamp		15 lb·in. (1.7 N·m)

### Materials:

Housing: Thermoplastic- UL V-2

Clip: Tin plated copper alloy

Contact Lubricant: Fluoroether grease

Saddle screw: Plated steel

DIN rail springs: Stainless steel

### Optional Accessories:

#### Comb Bar (Max. current rating = 63A)

OPMNGSA245	2 circuit, 45mm between same phases
OPMNGSA254	2 circuit, 54mm between same phases
OPMNGSA272	2 circuit, 72mm between same phases
OPMNGSA345	3 circuit, 45mm between same phases
OPMNGSA354	3 circuit, 54mm between same phases
OPMNGSA445	4 circuit, 45mm between same phases
OPMNGSA454	4 circuit, 54mm between same phases
OPMNGSA472	4 circuit, 72mm between same phases
OPMNGSA554	5 circuit, 54mm between same phases

#### Input Terminal Block (Max. current rating = 63A)

OPMNGSA005	Input Power Terminal, Supports feed through to another system, DIN-rail mount only
OPMNGSA009	Input Power Terminal

#### Cover

OPMNGSA010	Protective Cover for unused terminals on comb bar
------------	---

#### Auxilliary Contacts

OPMNGSAAUX11	NO/NC
OPMNGSAAUX20	NO/NO

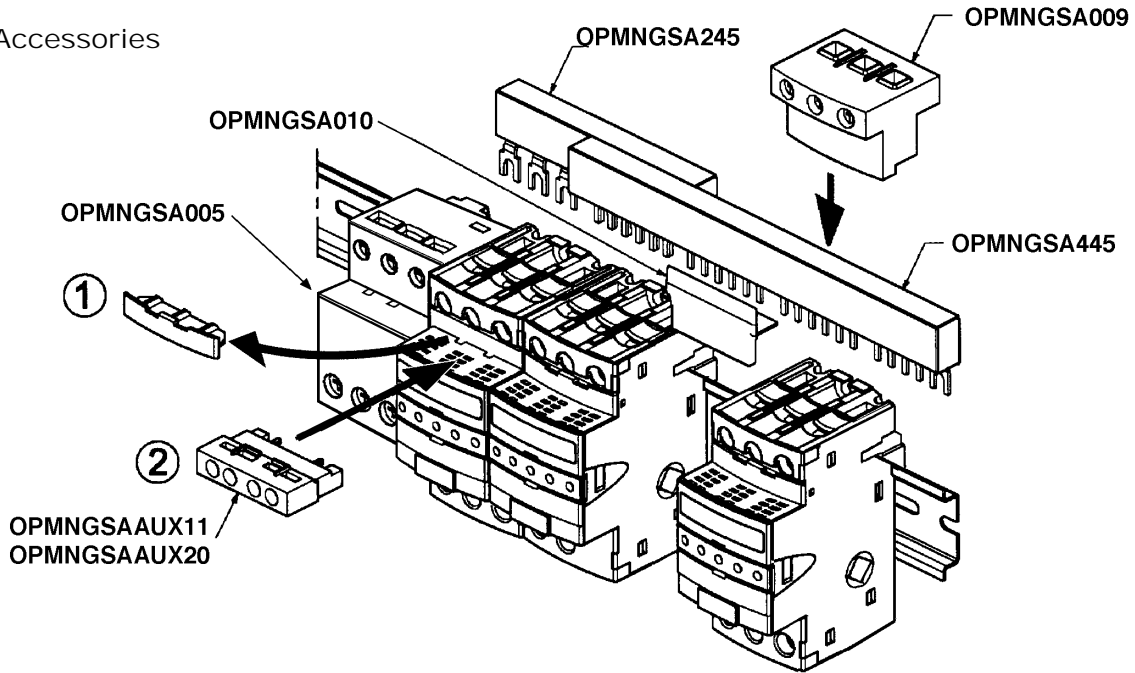
#### Marking Tabs

OPMNGSA101	Marking Tab - Mounts to front of carrier, quantity 100
------------	--

OPTIMA®  
Three-Pole Overcurrent Protection Module

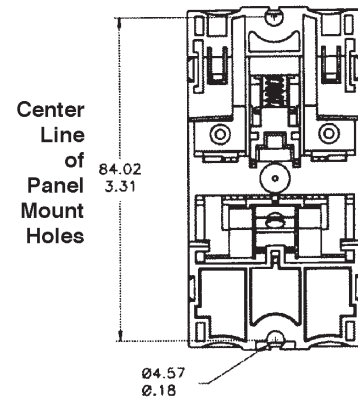
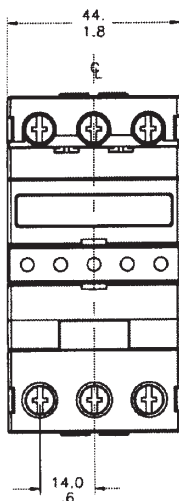
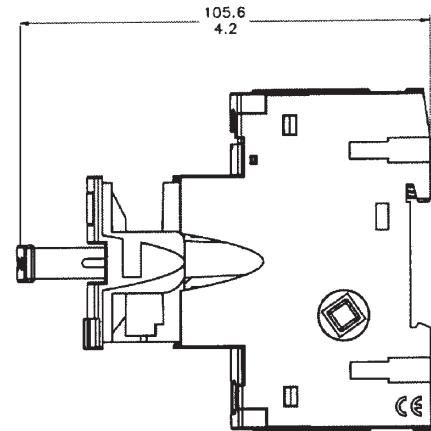
OPM-NG-SC3  
OPM-NG-SM3

Optional Accessories



Dimensional Data

Millimeters (± 0.38)  
Inches (± .015)



# Mouser Electronics

Authorized Distributor

Click to View Pricing, Inventory, Delivery & Lifecycle Information:

[Eaton:](#)

[OPMNGSA010](#) [OPMNGSA554](#) [OPMNGSA472](#) [OPMNGSA254](#) [OPMNGSAAUX20](#) [OPMNGSA454](#) [OPMNGSA272](#)  
[OPM-NG-SM3](#) [OPMNGSAAUX11](#) [OPMNGSA005C](#) [OPMNGSA354](#) [OPMNGSA101](#) [OPMNGSA345](#)