

5

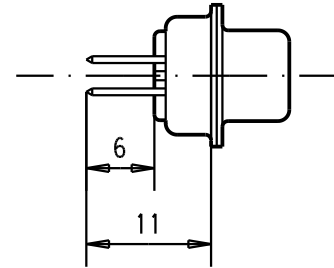
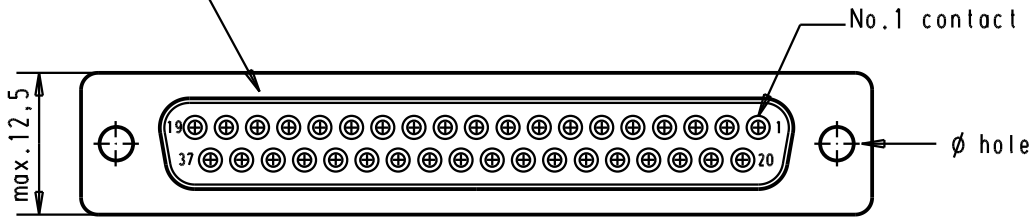
4

3

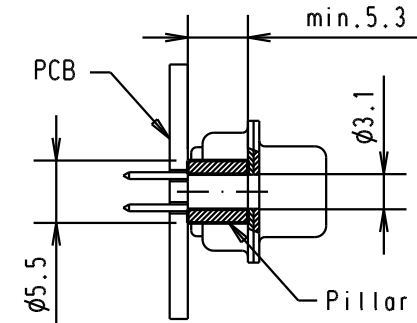
2

1

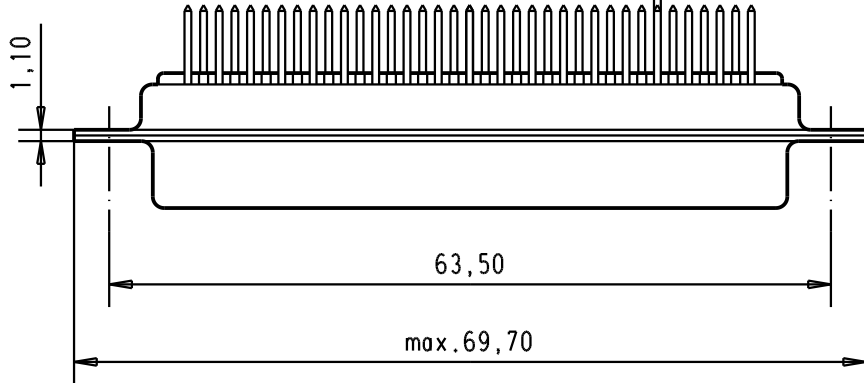
Mating face according to : MIL-C-24308 / DIN 41652 / CECC 75301-802



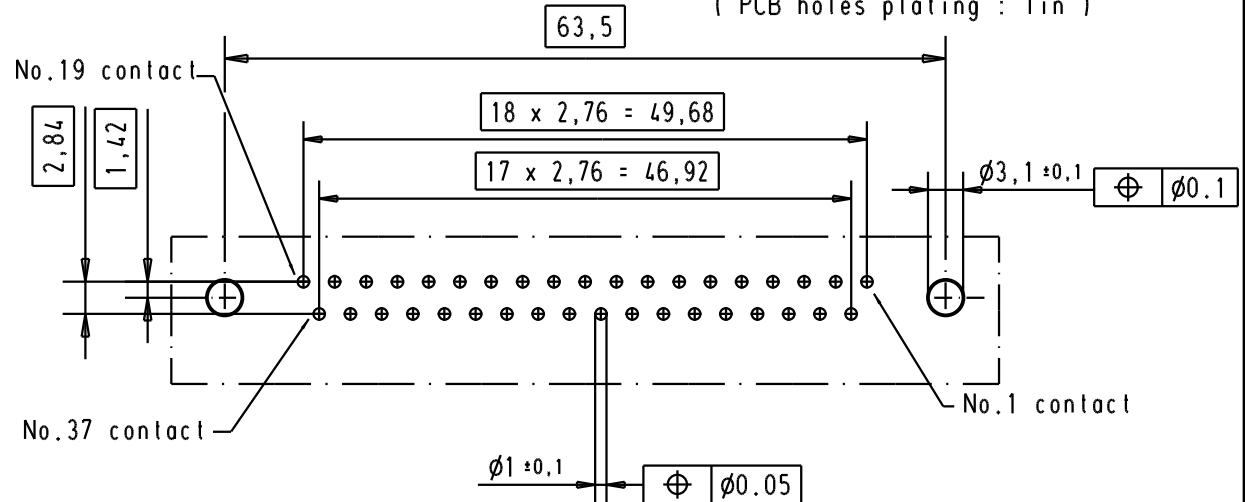
assembly position



$\phi 0,60$



PCB layout hole
component side
(PCB holes plating : Tin)



A

Part number	ϕ hole	Performance level	Mod.	Dat.	Name	Dat.	Name	D-Sub, Female, Straight, 37 Poles with turned solder contacts and hole		Maßstab/ Scale
09 67 037 4756	3.1 ± 0.1	1				Detail.	04/04/01	AF	All Dim. in mm Orig. Size DIN A 4	1.5:1
09 67 037 4755	3.1 ± 0.1	2			Insp.					
09 67 037 4754	3.1 ± 0.1	3	32991	01/09/05	JMDR					
			27993	04/04/01	AF	HARTING EURL F-95972 Paris		TB 0967037475x	Blatt / Page 1 / 2	
Part number	ϕ hole	Performance level	Mod.	Dat.	Name					Sub.

Mouser Electronics

Authorized Distributor

Click to View Pricing, Inventory, Delivery & Lifecycle Information:

[HARTING:](#)

[09670374754](#) [09670374755](#)