



T-2  
C7A (NE-2D)  
C9A (NE-2J)  
MIDGET  
FLANGE BASE

See lamp ratings  
on page L.

See recommended resistor  
values on page L.

# Neon Indicators

WITHOUT BUILT IN RESISTORS


MEET OR EXCEED ENVIRONMENTAL AND OPERATIONAL REQUIREMENTS  
OF MIL-L-6723 AND MIL-L-3661B

When connecting a neon light to a circuit having one side grounded, always  
connect the hot side of the circuit to the terminal marked + (Center Contact).

## MATERIALS AND FINISHES (For Front Mtg. Assemblies)


- **Mounting Bushing:** Brass, black nickel finish. Optional—White nickel or chrome finish.
- **Mounting Nut:** (fixed flange)—Brass, white nickel finish.
- **Internal-tooth Lockwasher:** Phosphor bronze, white nickel finish.
- **Terminals:** Brass, hot tinned with elongated slot.

MOUNT IN 17/32" CLEARANCE HOLE  
FRONT OF PANEL INSERTION  
WITH FIXED FLANGE



137-7336-0931-201

MOUNT IN 15/32" CLEARANCE HOLE  
FRONT OF PANEL INSERTION  
WITH FIXED FLANGE



137-8536-1531-201

How to designate the Three Digit Part Number Suffix (-XXX)

Finish	Resistor	Hardware
1 - white nickel	0 - none	1 - brass
2 - black nickel		3 - water tight on face of panel
3 - polished chrome		

Example: 137-8536-0931-301 (polished chrome finish,  
no resistor, brass hardware).

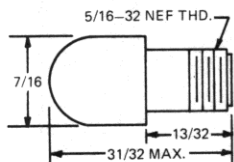
137 SERIES

BASE PART NUMBERS

FRONT MOUNTING	FRONT MOUNTING
<p>.018 ± .005 X 11/16 ± .020 O.D. INTERNAL TOOTH LOCKWASHER 3/32 X 5/8 ACROSS FLATS HEX. NUT 17/32-32 NS THD. MOUNTING BUSHING + SIGN MARKED ON THE TERMINAL CONNECTED TO THE CENTER CONTACT 3/64 X 3/32 (2 SLOTS) 1/16 PANEL (REF.) .034 ± .005 X .614 ± .010 O.D. FLANGE 29/32 MAX. PROJECTION BACK OF PANEL Max. panel thickness 21/64"</p>	<p>.018 ± .005 X 19/32 ± .020 O.D. INTERNAL TOOTH LOCKWASHER 3/32 X 9/16 ACROSS FLATS HEX. NUT 15/32-32 NS THD. MOUNTING BUSHING 3/64 X 3/32 (2 SLOTS) 1/16 PANEL (REF.) .034 ± .002 X .549-.554 O.D. FLANGE 15/16 MAX. PROJECTION BACK OF PANEL Max. panel thickness 11/32"</p>
WITHOUT BUILT IN RESISTOR 137-7336-09-201	WITHOUT BUILT IN RESISTOR 137-8536-09-201

CAP PART NUMBERS

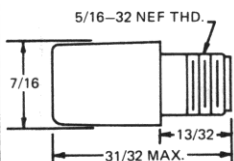
COMPLETE ASSEMBLY PART NUMBERS



STOVEPIPE  
137-0931  
transparent

137-7336-0931-201

137-8536-0931-201



CYLINDRICAL  
137-1531  
transparent

137-7336-1531-201

137-8536-1531-201

For legends on flat faced lens, see page P.

# Mouser Electronics

Authorized Distributor

Click to View Pricing, Inventory, Delivery & Lifecycle Information:

Dialight:

[137-7336-09-203](#) [137-8536-09-912](#) [137-8536-09-200](#) [137-8536-09-203](#) [137-8536-09-201](#)