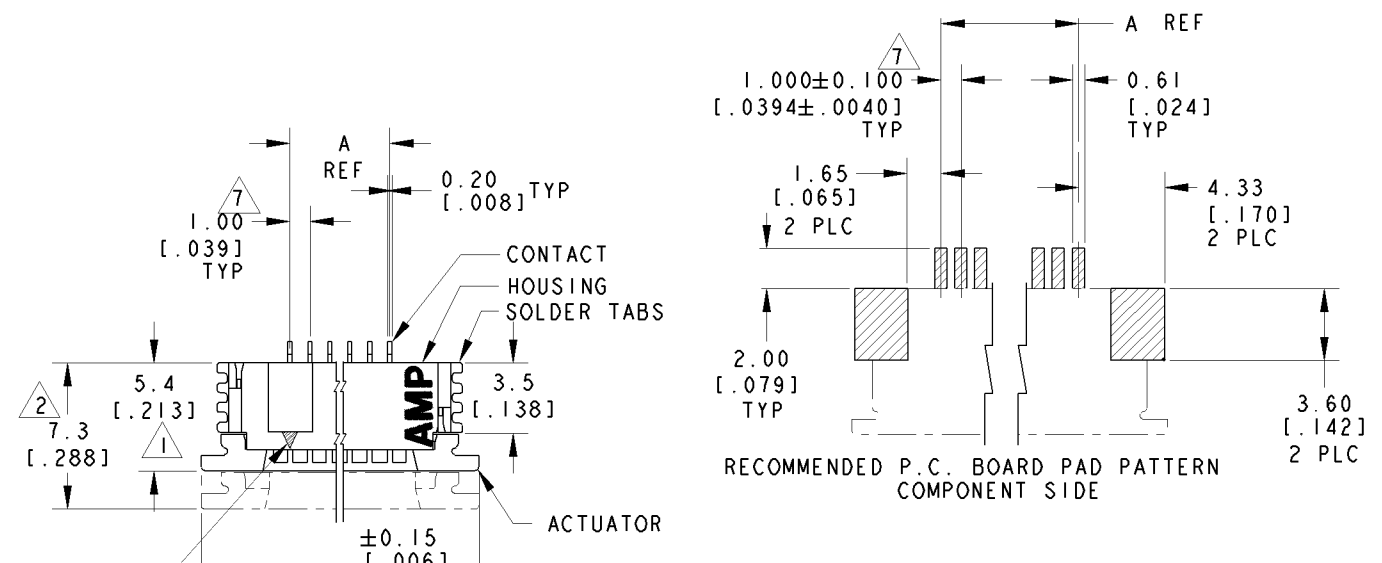
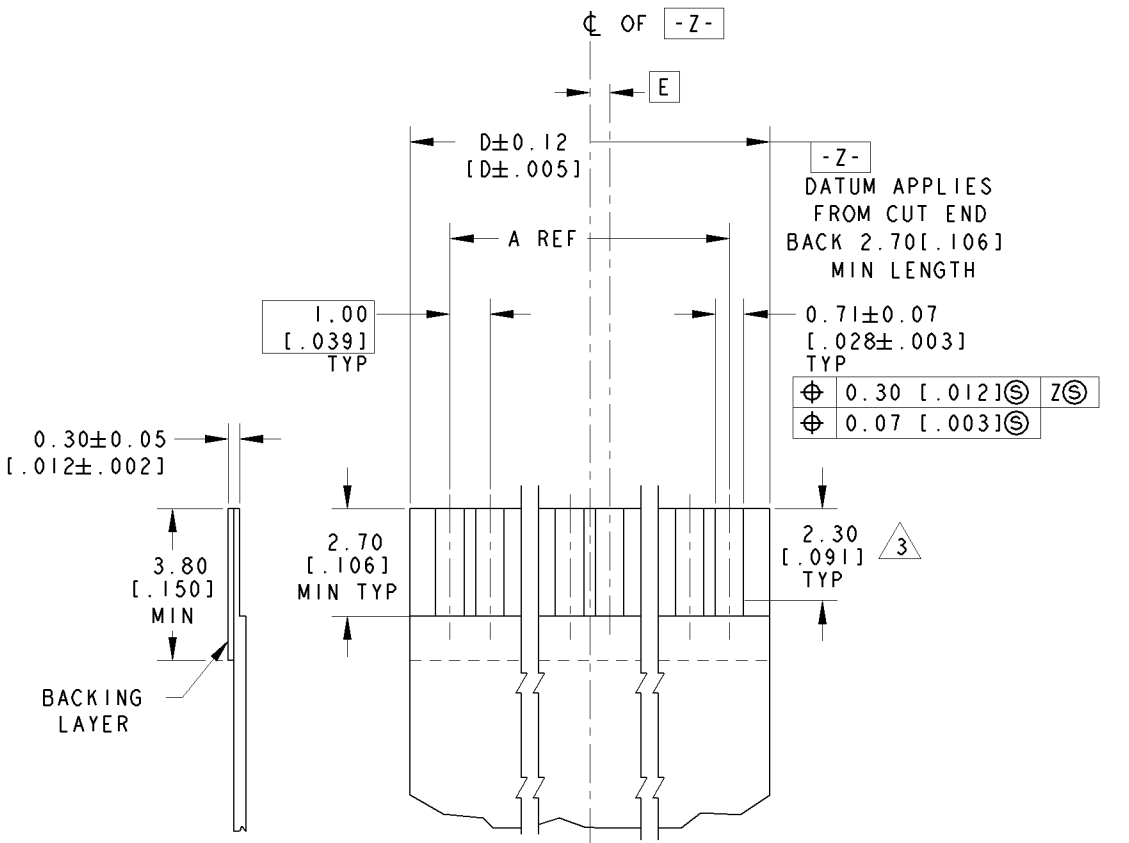
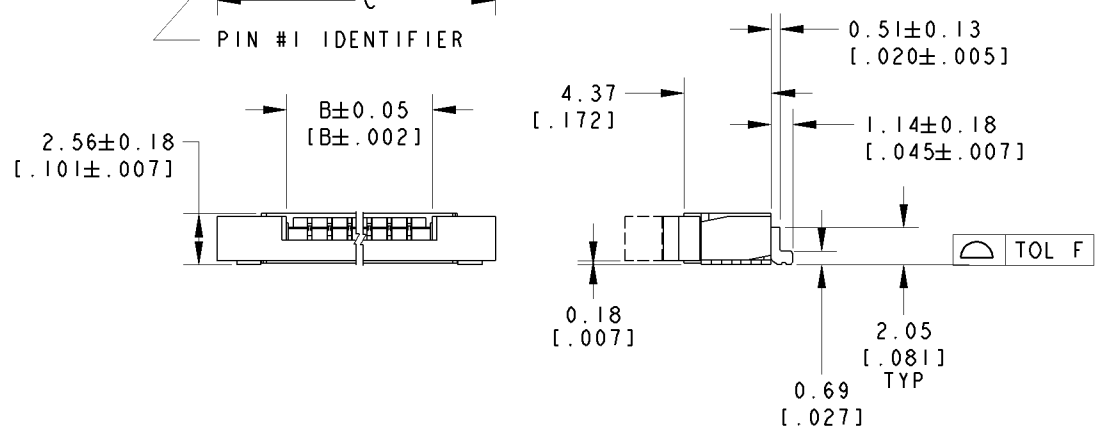


LOC	DIST	REVISIONS			
P	LTR	DESCRIPTION	DATE	DWN	APVD
DY	-	A3	REVISED PER ECO-11-005139	20APR11	RK HMR



RECOMMENDED P.C. BOARD PAD PATTERN
COMPONENT SIDE

- 1 DIMENSION APPLIES WHEN ACTUATOR IS IN CLOSED POSITION.
- 2 DIMENSION APPLIES WHEN ACTUATOR IS IN OPEN POSITION.
- 3 MAXIMUM ENGAGEMENT LENGTH TO CONTACT POINT.
- 4 CONTACTS: 0.002[.00008] MIN. TIN OVER 0.00127[.000050] MIN. NICKEL.
- 5 SOLDER TABS: 0.00127[.000050] MIN. TIN.
- 6 PACKAGE PER EIA 481 SPECIFICATION.
- 7 TOLERANCE NON-CUMULATIVE.
- 8 MATERIAL: CONTACT: PHOSPHOR BRONZE.
SOLDER TABS: PHOSPHOR BRONZE.
HOUSING: GLASS REINFORCED POLYESTER (LCP), UL 94V-0, COLOR-NATURAL.
ACTUATOR: GLASS REINFORCED NYLON (PPA), UL 94V-0 OR GLASS REINFORCED PPS, UL 94V-0, COLOR-BLACK.



RECOMMENDED FPC LAYOUT
SCALE 8:1

.50	31.00 [1.221]	37.92 [1.492]	31.18 [1.228]	29.0 [1.142]	30	3- 84953- 0	
-	30.00 [1.181]	36.92 [1.454]	30.18 [1.188]	28.0 [1.102]	29	2- 84953- 9	
.50	29.00 [1.142]	35.92 [1.414]	29.18 [1.149]	27.0 [1.063]	28	2- 84953- 8	
-	28.00 [1.102]	34.92 [1.375]	28.18 [1.109]	26.0 [1.024]	27	2- 84953- 7	
.50	27.00 [1.063]	33.92 [1.335]	27.18 [1.070]	25.0 [1.984]	26	2- 84953- 6	
-	26.00 [1.024]	32.92 [1.296]	26.18 [1.031]	24.0 [1.945]	25	2- 84953- 5	
.50	25.00 [1.984]	31.92 [1.257]	25.18 [1.991]	23.0 [1.906]	24	2- 84953- 4	
-	24.00 [1.945]	30.92 [1.217]	24.18 [1.952]	22.0 [1.866]	23	2- 84953- 3	
.50	23.00 [1.906]	29.92 [1.179]	23.18 [1.913]	21.0 [1.827]	22	2- 84953- 2	
-	22.00 [1.866]	28.92 [1.139]	22.18 [1.873]	20.0 [1.787]	21	2- 84953- 1	
.50	21.00 [1.827]	27.92 [1.099]	21.18 [1.834]	19.0 [1.748]	20	2- 84953- 0	
-	20.00 [1.787]	26.92 [1.060]	20.18 [1.794]	18.0 [1.709]	19	1- 84953- 9	
.50	19.00 [1.748]	25.92 [1.020]	19.18 [1.755]	17.0 [1.669]	18	1- 84953- 8	
-	18.00 [1.709]	24.92 [1.981]	18.18 [1.716]	16.0 [1.630]	17	1- 84953- 7	
.50	17.00 [1.669]	23.92 [1.942]	17.18 [1.676]	15.0 [1.591]	16	1- 84953- 6	
-	16.00 [1.630]	22.92 [1.902]	16.18 [1.637]	14.0 [1.551]	15	1- 84953- 5	
.50	15.00 [1.591]	21.92 [1.863]	15.18 [1.598]	13.0 [1.512]	14	1- 84953- 4	
-	14.00 [1.551]	20.92 [1.824]	14.18 [1.558]	12.0 [1.472]	13	1- 84953- 3	
.50	13.00 [1.512]	19.92 [1.784]	13.18 [1.519]	11.0 [1.433]	12	1- 84953- 2	
-	12.00 [1.472]	18.92 [1.745]	12.18 [1.480]	10.0 [1.394]	11	1- 84953- 1	
.50	11.00 [1.433]	17.92 [1.705]	11.18 [1.440]	9.0 [1.354]	10	1- 84953- 0	
-	10.00 [1.394]	16.92 [1.666]	10.18 [1.401]	8.0 [1.315]	9	84953- 9	
.50	9.00 [1.354]	15.92 [1.627]	9.18 [1.361]	7.0 [1.276]	8	84953- 8	
-	8.00 [1.315]	14.92 [1.587]	8.18 [1.322]	6.0 [1.236]	7	84953- 7	
.50	7.00 [1.276]	13.92 [1.548]	7.18 [1.283]	5.0 [1.197]	6	84953- 6	
-	6.00 [1.236]	12.92 [1.509]	6.18 [1.243]	4.0 [1.157]	5	84953- 5	
.50	5.00 [1.197]	11.92 [1.469]	5.18 [1.204]	3.0 [1.118]	4	84953- 4	
F	E	D	C	B	A	POS	PART NO

DIMENSIONS - mm [INCHES]		TOLERANCES UNLESS OTHERWISE SPECIFIED:		DWN WYLEE 14MAY2003		TE Connectivity																																							
<table border="1"> <tr><td>0 PLC</td><td>±</td></tr> <tr><td>1 PLC</td><td>±0.2 [0.008]</td></tr> <tr><td>2 PLC</td><td>±0.1 [0.004]</td></tr> <tr><td>3 PLC</td><td>±</td></tr> <tr><td>4 PLC</td><td>±</td></tr> <tr><td>ANGLES</td><td>±</td></tr> <tr><td>FINISH</td><td>4 5</td></tr> </table>		0 PLC	±	1 PLC	±0.2 [0.008]	2 PLC	±0.1 [0.004]	3 PLC	±	4 PLC	±	ANGLES	±	FINISH	4 5	<table border="1"> <tr><td>NAME</td><td>SF LEONG</td></tr> <tr><td>APVD</td><td>SF LEONG</td></tr> <tr><td>PRODUCT SPEC</td><td>108-1393</td></tr> <tr><td>APPLICATION SPEC</td><td>114-1072</td></tr> <tr><td>WEIGHT</td><td>-</td></tr> </table>		NAME	SF LEONG	APVD	SF LEONG	PRODUCT SPEC	108-1393	APPLICATION SPEC	114-1072	WEIGHT	-	<table border="1"> <tr><td>SIZE</td><td>A2</td></tr> <tr><td>CAGE CODE</td><td>00779</td></tr> <tr><td>DRAWING NO</td><td>C=84953</td></tr> </table>		SIZE	A2	CAGE CODE	00779	DRAWING NO	C=84953	<table border="1"> <tr><td>SCALE</td><td>4:1</td></tr> <tr><td>SHEET</td><td>1</td></tr> <tr><td>OF</td><td>1</td></tr> <tr><td>REV</td><td>A3</td></tr> </table>		SCALE	4:1	SHEET	1	OF	1	REV	A3
0 PLC	±																																												
1 PLC	±0.2 [0.008]																																												
2 PLC	±0.1 [0.004]																																												
3 PLC	±																																												
4 PLC	±																																												
ANGLES	±																																												
FINISH	4 5																																												
NAME	SF LEONG																																												
APVD	SF LEONG																																												
PRODUCT SPEC	108-1393																																												
APPLICATION SPEC	114-1072																																												
WEIGHT	-																																												
SIZE	A2																																												
CAGE CODE	00779																																												
DRAWING NO	C=84953																																												
SCALE	4:1																																												
SHEET	1																																												
OF	1																																												
REV	A3																																												
MATERIAL				CUSTOMER DRAWING		<table border="1"> <tr><td>NAME</td><td colspan="3">1mm FPC CONNECTOR, HORIZONTAL, SURFACE-MOUNT, TOP CONTACT LEAD FREE VERSION</td></tr> </table>		NAME	1mm FPC CONNECTOR, HORIZONTAL, SURFACE-MOUNT, TOP CONTACT LEAD FREE VERSION																																				
NAME	1mm FPC CONNECTOR, HORIZONTAL, SURFACE-MOUNT, TOP CONTACT LEAD FREE VERSION																																												

Mouser Electronics

Authorized Distributor

Click to View Pricing, Inventory, Delivery & Lifecycle Information:

[TE Connectivity:](#)

[2-84953-7](#)