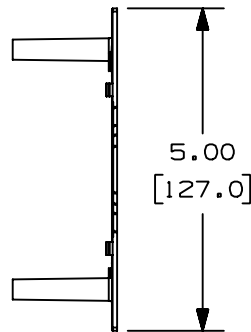
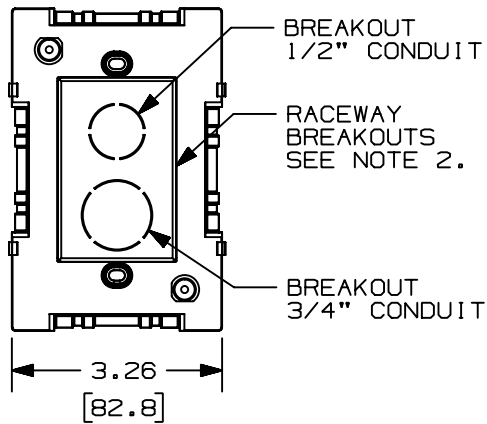
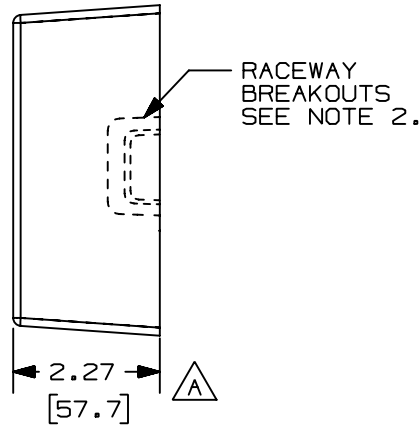
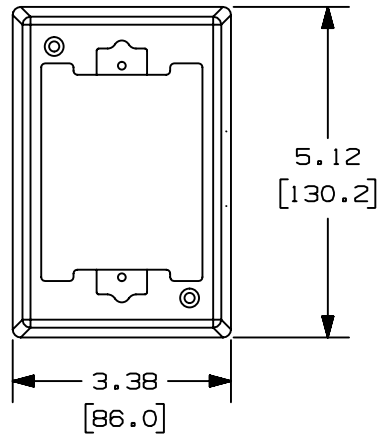


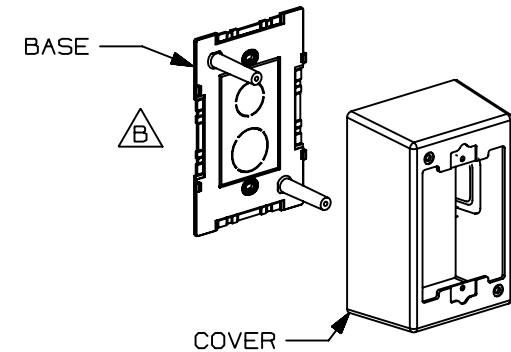
THIS COPY IS PROVIDED ON A RESTRICTED BASIS AND IS NOT TO BE USED IN ANY WAY DETRIMENTAL TO THE INTERESTS OF PANDUIT CORP.



PANDUIT P/N	WEIGHT
JBP11	2.4 LB/10 PCS (1084 g/10 PCS)

NOTES:

1. SEE CURRENT CATALOG FOR ADDITIONAL PART SUFFIXES TO INDICATE COLOR AND OR PACKAGE QUANTITY.
2. BREAKOUTS FOR LD, LDS AND LDP RACEWAYS ARE PROVIDED ON ALL FOUR SIDES OF THE BASE AND COVER.
3. COVER IS EXTENDED OUT AND DOWN AROUND SIDES OF BASE WHEN ASSEMBLED.
4. DIMENSIONS IN PARENTHESES ARE IN METRIC.



CAD FILENAME/LAYERS D36402BG_DC_JBP11_01B.prt

PANDUIT

CORP. TINLEY PARK, ILLINOIS

INTERMEDIATE JUNCTION BOX
SINGLE GANG (JBP11)
CUSTOMER DRAWING

UNLESS OTHERWISE SPECIFIED,
DIMENSIONAL TOLERANCES ARE:
(.X) ± (.XXX) ±
(.XX) ±.03(.8) ANGLES ±

UNLESS OTHERWISE SPECIFIED,
ALL DIMENSIONS ARE GIVEN
IN INCHES, THIRD ANGLE PROJECTION.

2	3-04-03	JBN		B. REVISED VIEW	36402-06					
1	3-31-99	DW	HIW	A. ADDED DIMENSION.	36402-06	HIW	HIW			
R	1-28-99	DW	HIW	RELEASED TO PRODUCTION.	36402-06	HIW	HIW			
REV	DATE	BY	CHK	DESCRIPTION	ECN	CHK	CUST	SUP		

DRAWN BY DW	MAT'L: PVC	SCALE NONE	
DATE 1-28-99		DRAWING NO.	DWG SIZE
CHECKED BY HIW		36402-06	A

Mouser Electronics

Authorized Distributor

Click to View Pricing, Inventory, Delivery & Lifecycle Information:

Panduit:

[JBP1IWH](#) [JBP1IIG](#) [JBP1IEI](#) [JBP1IIW](#)