


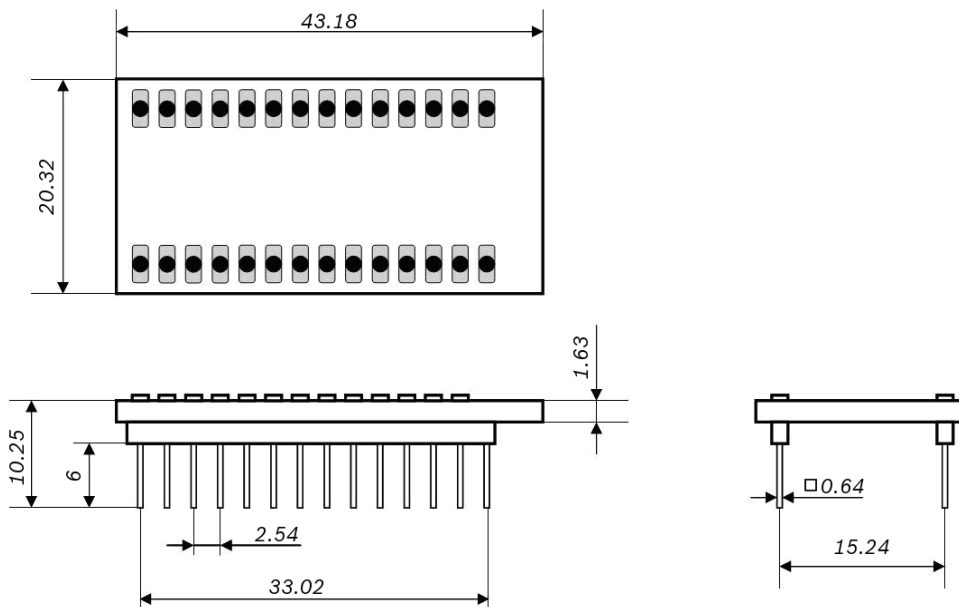
# BMG160 Shuttle Board

## GENERAL DESCRIPTION

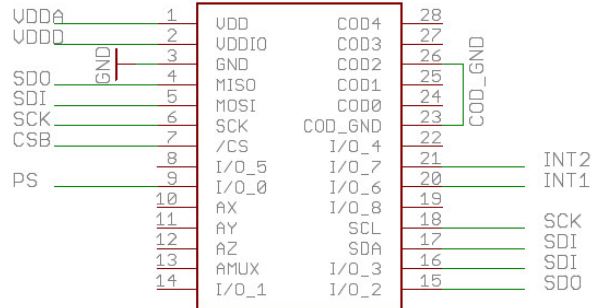
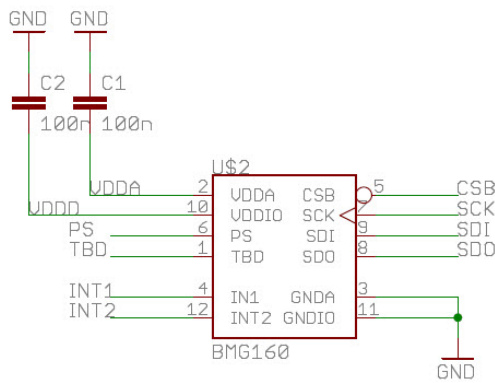
The Bosch Sensortec BMG160 shuttle-board is a PCB with a BMG160 gyroscope mounted on it. It allows easy access to the sensors pins via a simple socket. As all Bosch Sensortec sensor shuttle boards have identical footprint, they can be plugged into Bosch Sensortec's advanced development tools (e.g. the Development Board). Of course, the BMG160 shuttle board can also be used for customer's own implementations.



Note: Product photo may differ from real product's appearance.



Shuttle board outline dimensions (all dimensions in mm)



BMG160 shuttle board electrical layout

DELIVERABLES

- ▶ BMG160 shuttle board

Headquarters  
Bosch Sensortec GmbH

Gerhard-Kindler-Strasse 9  
72770 Reutlingen · Germany  
Telephone +49 7121 3535 900  
Fax +49 7121 3535 909

[www.bosch-sensortec.com](http://www.bosch-sensortec.com)