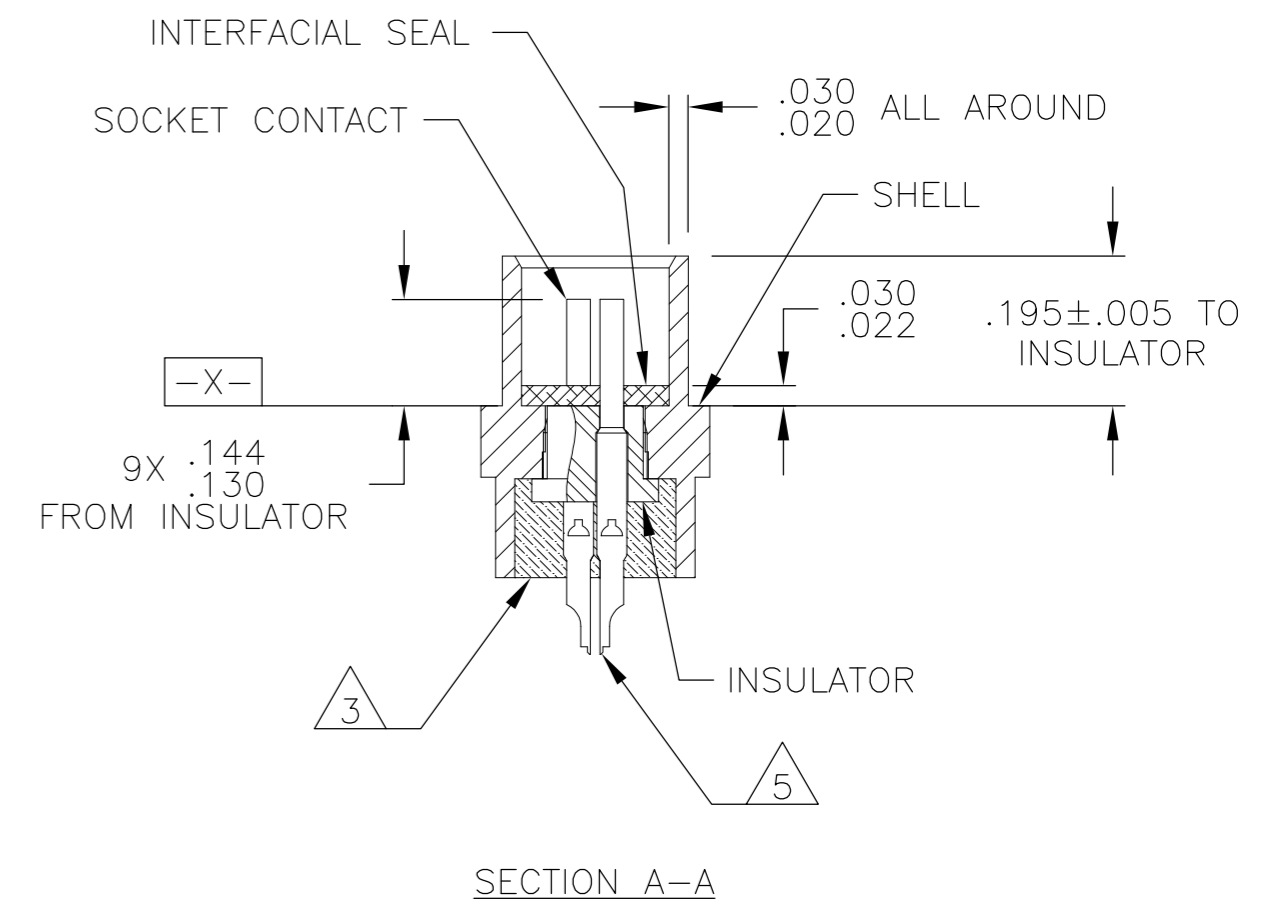
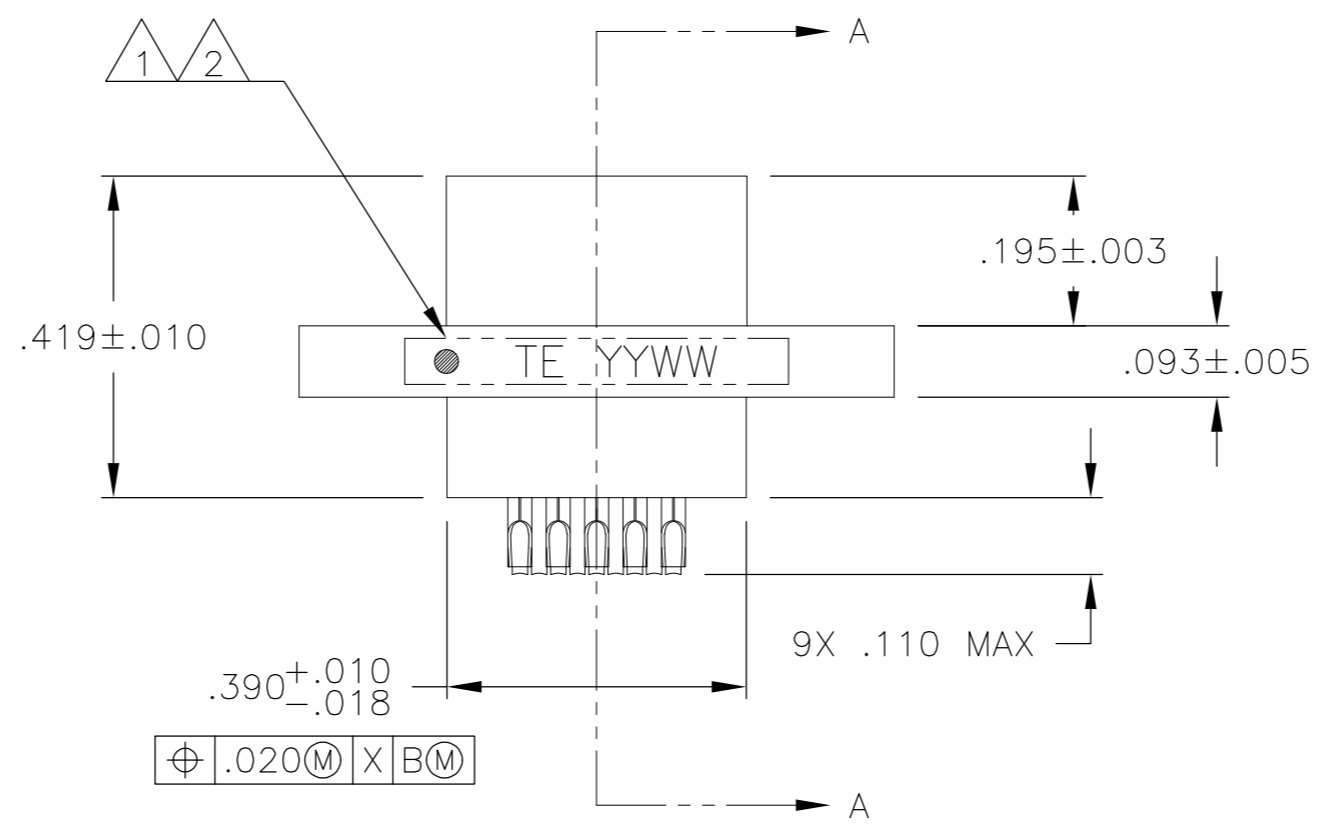
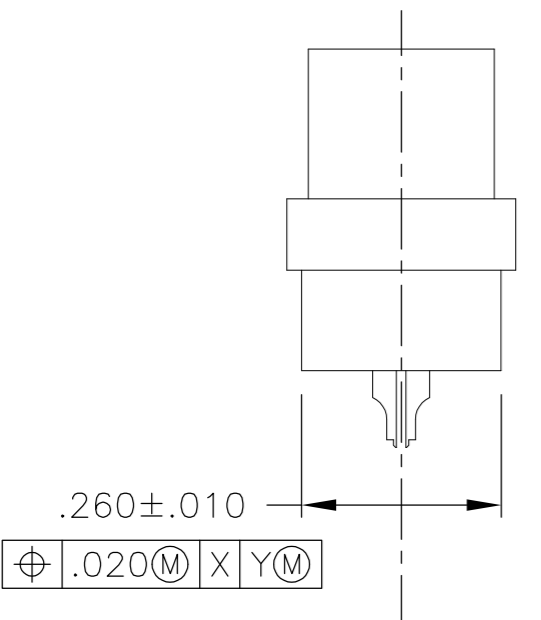
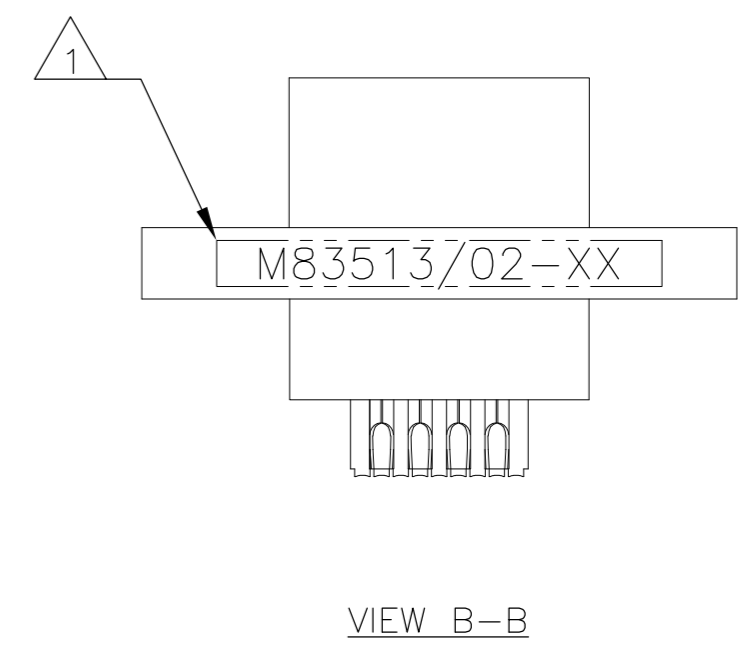
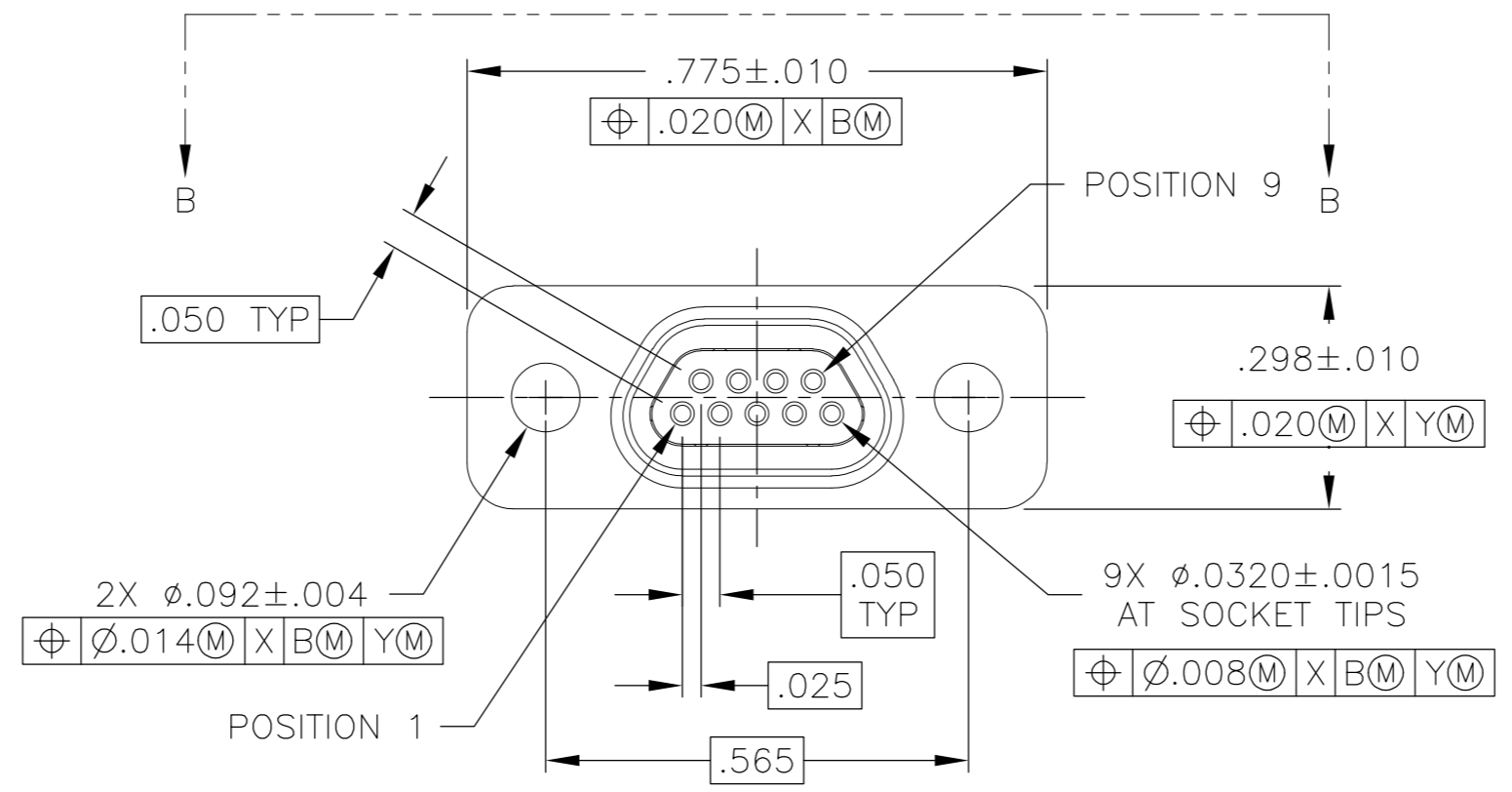
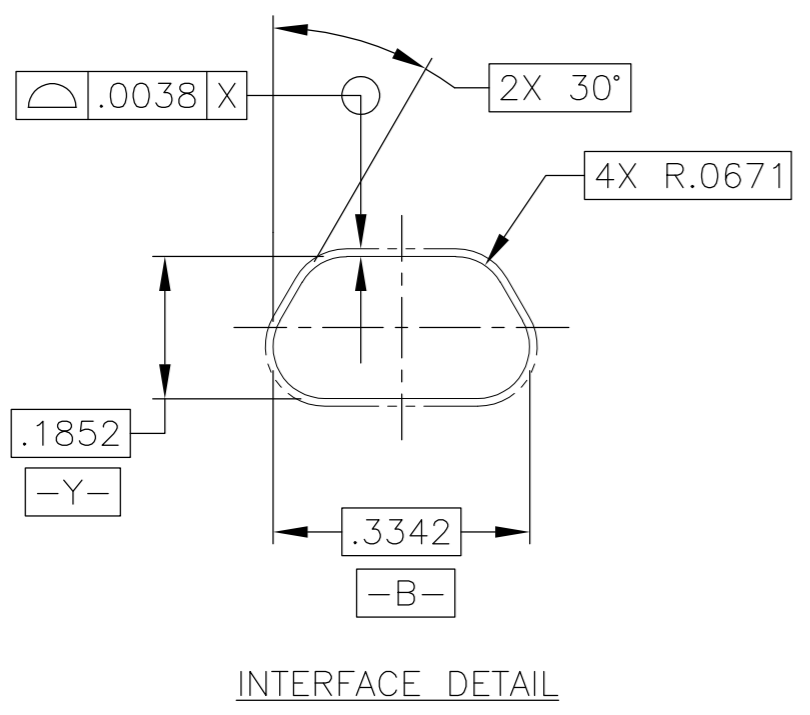


THIS DRAWING IS UNPUBLISHED. RELEASED FOR PUBLICATION
 © COPYRIGHT - By - ALL RIGHTS RESERVED.

REVISIONS					
P	LTR	DESCRIPTION	DATE	DWN	APVD
B		UPDATE PER ECO-16-002588	24 FEB 16	CAS	CAS




- 1 CONNECTOR SHALL BE MARKED IN ACCORDANCE WITH METHOD 1 OF MIL-STD-1285. MARKING SHALL CONTAIN THE MILITARY PIN, CAGE CODE (OR TE), AND DATE CODE. EXAMPLE: M83513/02-XX TE YYWW (WHERE XX IS PART OF THE PIN SHOWN IN THE "MIL-DTL-83513" COLUMN OF THE PART NUMBER TABLE, AND YYWW IS THE DATE CODE). FOR THE SIZE 9 RECEPTACLE, THE MARKING MUST BE PRINTED ON BOTH SIDES OF THE FLANGE. TEXT HEIGHT SHALL BE .035 INCH MINIMUM.
- 2 POSITION 1 SHALL BE INDICATED BY AN IDENTIFIABLE MARK, LOCATED APPROXIMATELY AS SHOWN ON THE POSITION 1 SIDE OF THE CONNECTOR FLANGE. THIS MARK SHALL BE INCLUDED AS PART OF THE PART MARKING INFORMATION.
- 3 EPOXY ENCAPSULATION. EPOXY MAY WICK .050 INCH MAX FOR SOLDER CUPS.
- 4 ALL DIMENSIONS AND REQUIREMENTS ARE PER MIL-DTL-83513/2
- 5 CHAMFER ON SOLDER POTS ARE PARALLEL WITH THE SIDE OF CONNECTOR WITHIN 10°

THIS DRAWING IS A CONTROLLED DOCUMENT.		DWN B. ROMANCHUK	03 SEP 08		
DIMENSIONS: INCHES		CHK	-		
TOLERANCES UNLESS OTHERWISE SPECIFIED:		APVD M. STORRY	03 SEP 08	NAME	
0 PLC ± -		PRODUCT SPEC		RECEPTACLE ASSEMBLY, MICRO-D PER MIL-DTL-83513/02, MCKS SERIES, 9 POSTION	
1 PLC ± -		APPLICATION SPEC		SIZE	RESTRICTED TO
2 PLC ± .010		-		A2	-
3 PLC ± .005		-		CAGE CODE	DRAWING NO
4 PLC ± -		-		98278	1532187
ANGLES ± 1°		WEIGHT		SCALE 4:1 SHEET 1 of 2 REV B	
MATERIAL SEE NOTES		FINISH		CUSTOMER DRAWING	

THIS DRAWING IS UNPUBLISHED. RELEASED FOR PUBLICATION
 © COPYRIGHT - By - ALL RIGHTS RESERVED.

REVISIONS				
P	LTR	DESCRIPTION	DATE	APVD
	-	SEE SHEET 1	-	-

TE PART NUMBER	MIL-DTL-83513 PIN	MICRODOT P/N	MCKS DESCRIPTION
1532187-1	M83513/02-AN	094-6126-0000	MCKS-N1-B-9SS
1532187-2	M83513/02-AC	094-6136-0000	MCKS-C2-B-9SS

THIS DRAWING IS A CONTROLLED DOCUMENT.			DWN B. ROMANCHUK	03 SEP 08	 TE Connectivity
DIMENSIONS: INCHES			CHK -	-	
TOLERANCES UNLESS OTHERWISE SPECIFIED:			APVD M. STORRY	03 SEP 08	
0 PLC ± - 1 PLC ± - 2 PLC ± - 3 PLC ± - 4 PLC ± - ANGLES ± -			PRODUCT SPEC	-	
MATERIAL			APPLICATION SPEC	-	NAME
FINISH			WEIGHT	-	RECEPTACLE ASSEMBLY, MICRO-D PER MIL-DTL-83513/02, MCKS SERIES, 9 POSTION
CUSTOMER DRAWING			SCALE	4:1	RESTRICTED TO
			SHEET	2 of 2	-
			REV	B	

A2 98278 © 1532187

Mouser Electronics

Authorized Distributor

Click to View Pricing, Inventory, Delivery & Lifecycle Information:

[TE Connectivity:](#)

[094-6136-0000](#)