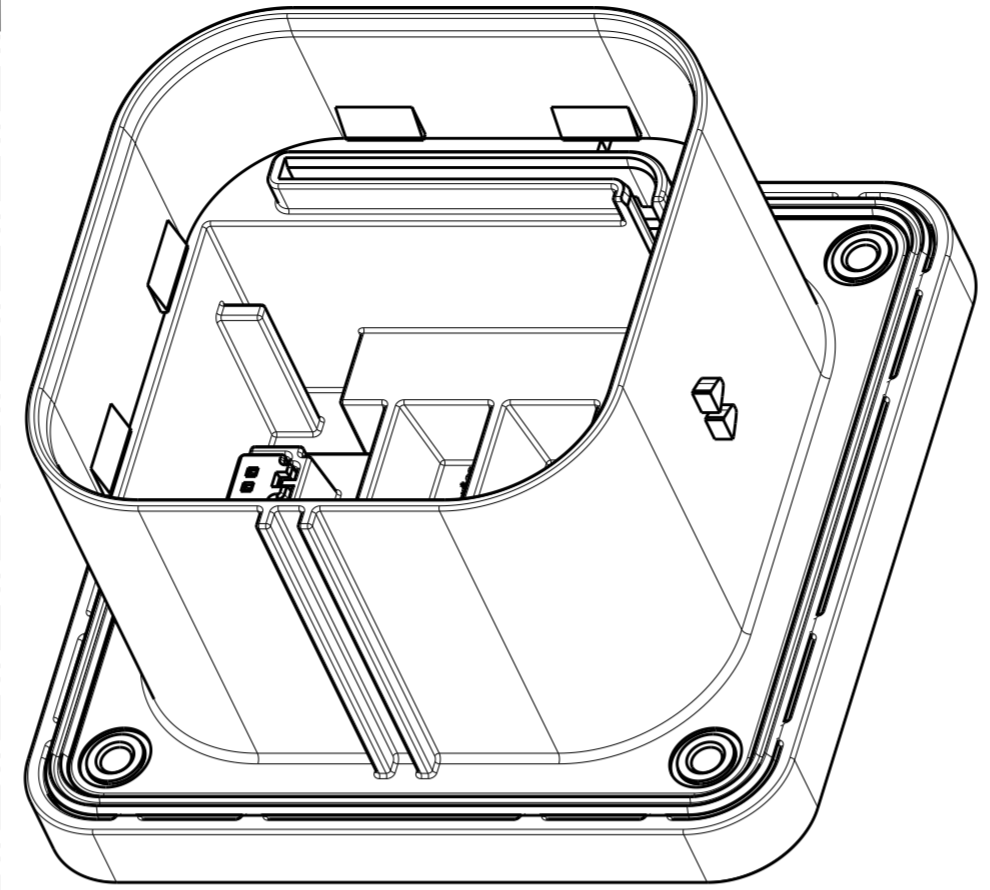


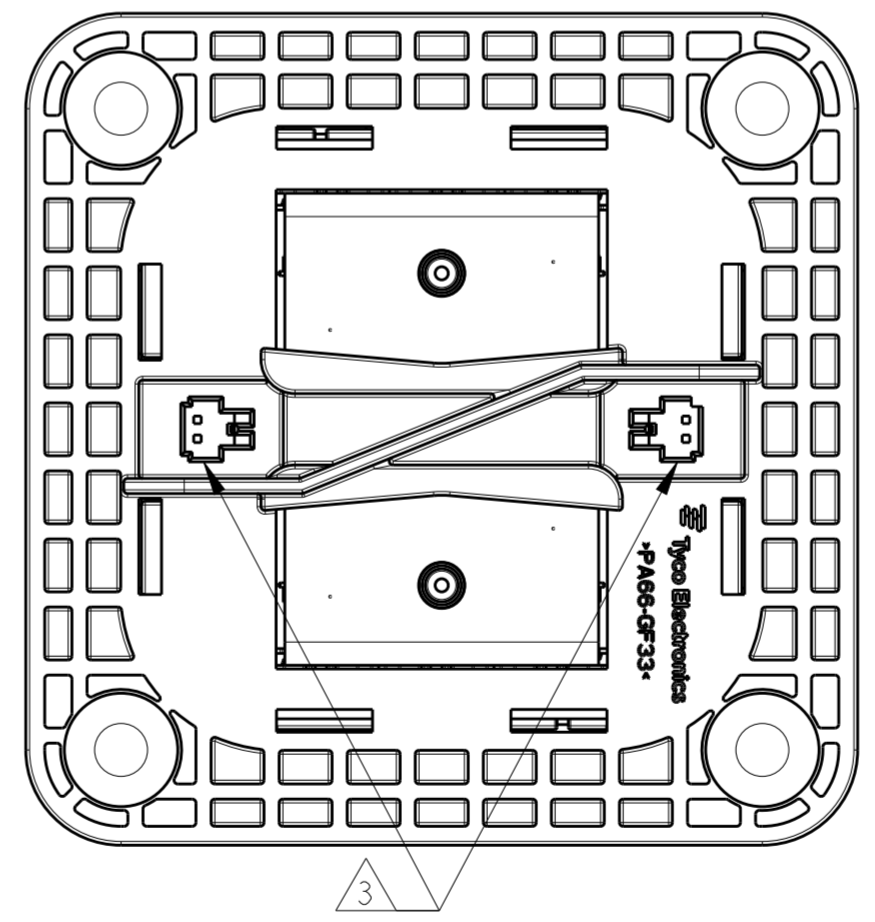
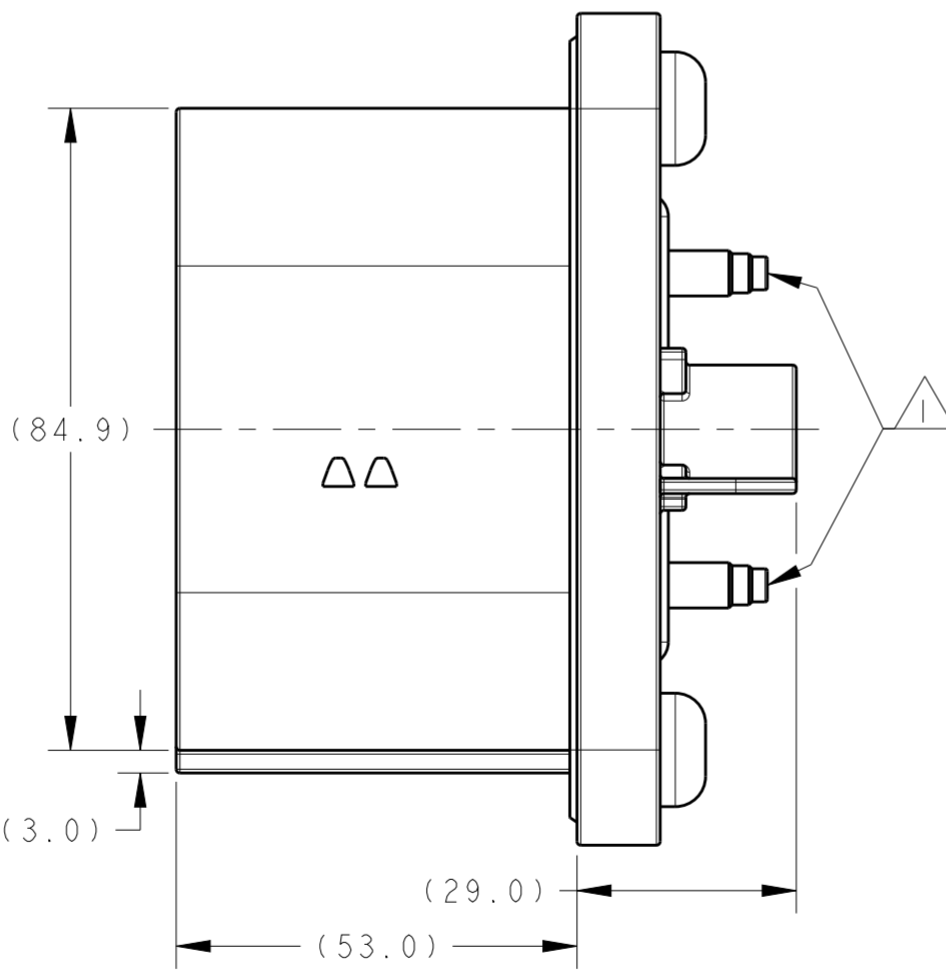
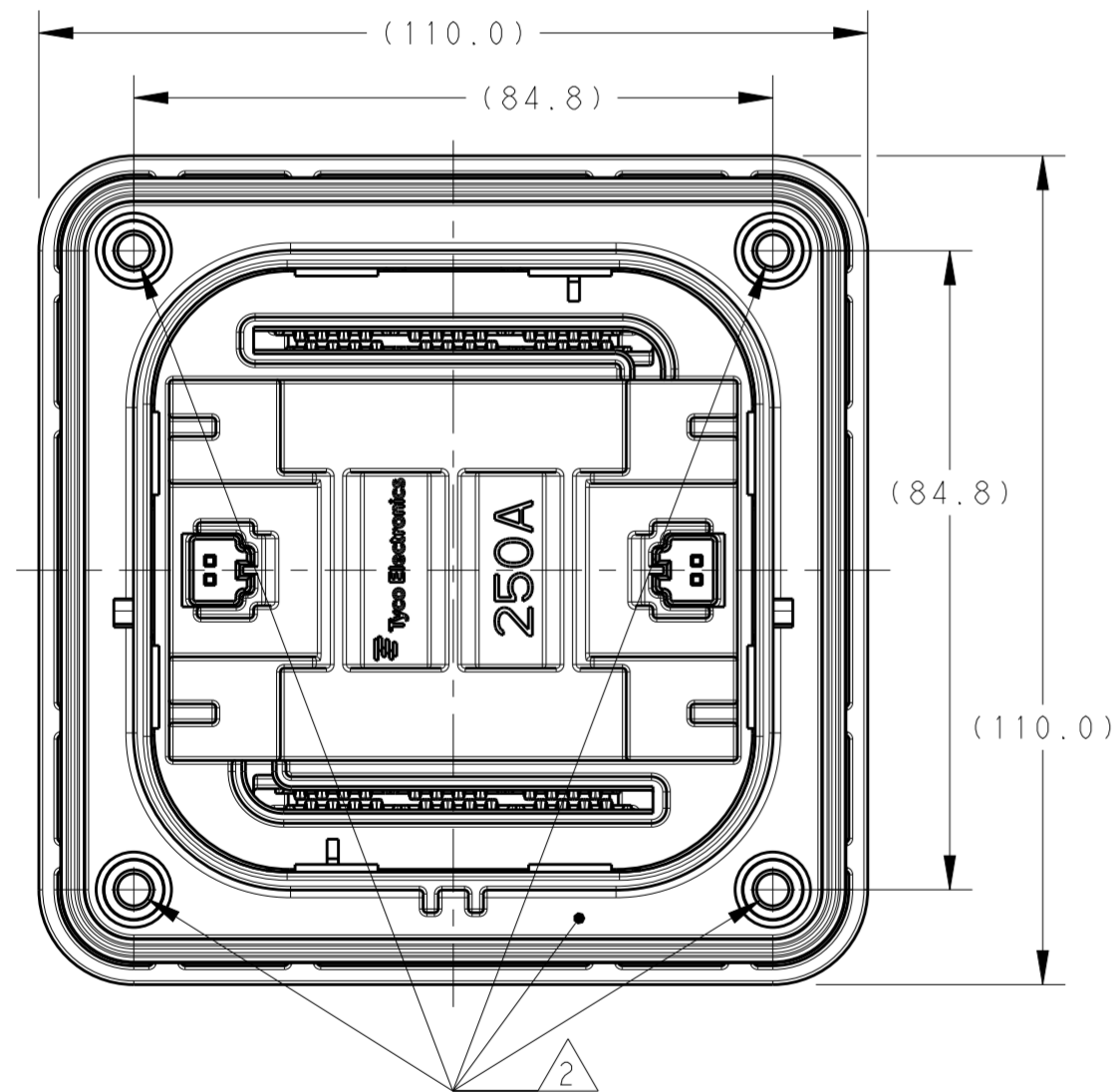
THIS DRAWING IS UNPUBLISHED. RELEASED FOR PUBLICATION 20
 © COPYRIGHT 20 BY TYCO ELECTRONICS CORPORATION ALL RIGHTS RESERVED.

| REVISIONS | | | | |
|-----------|-----|---------------------------|-----------|-------|
| P | LTR | DESCRIPTION | DATE | APVD |
| E | | REVISED PER ECO-14-016912 | 07NOV2014 | DD JS |
| E1 | | REVISED PER ECO-16-002322 | 18FEB2016 | DD JS |



ISOMETRIC VIEW
SCALE 1:1

- 1 M6-1 THREADED STUD
TORQUE LIMITS: 10Nm±0.5Nm
- 2 M6-1 THREADED INSERT
TORQUE LIMITS: 9Nm - 11Nm
THREADED BUSHINGS (4X) HEAT STAKED FLUSH TO MAX 0.40mm DEEP FROM THIS SURFACE.
- 3 HVIL CONNECTOR RETAINING LOCATIONS
HVIL CONNECTOR:
1534112-1 (RETAINER; MQS; 2P)
1-1534113-1 (RECEPTACLE HOUSING; MQS; 2P)
HVIL CONTACT:
928999-6 (SOCKET CONTACT; MQS; Ag)
- 4 MOUNTING SURFACE THICKNESS (MAX): 6.2mm
- 5 SURFACE FINISH AND FLATNESS APPLY WITHIN BOUNDARY SHOWN.
- 6. INNER HOUSING MAY BE ASSEMBLED ROTATED 180° FROM AS SHOWN.
- 7 ASSEMBLY / WORK INSTRUCTIONS: 408-10377
- 8 NOTE DELETED
- 9 SEE SHEET 2 FOR FUSE RATING MARKINGS AND KEYING CONFIGURATIONS.
- 10 SURFACE FINISH IN MICRONS (µm)

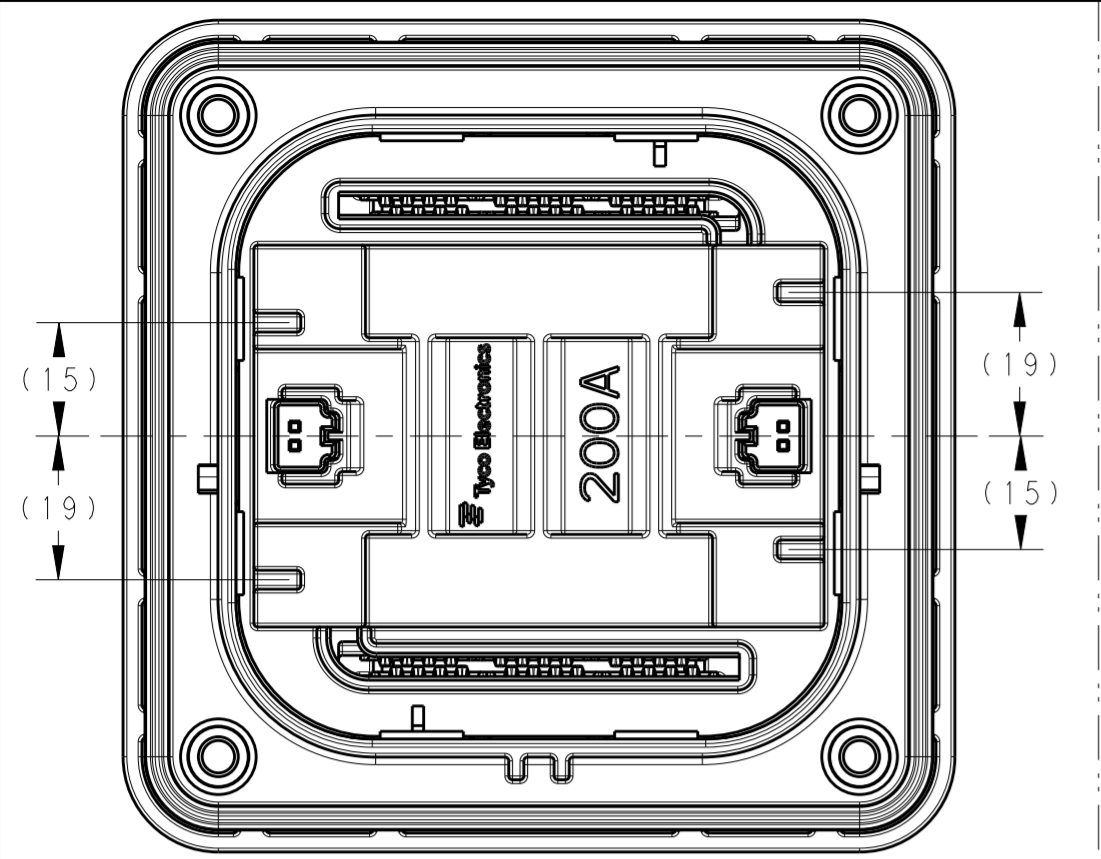


| DESCRIPTION | PART NUMBER |
|---|-------------|
| M6 THREADED INSERT | 1-1587987-7 |
| E1 M6 THREADED INSERT (350A WITH DIVIDER NOTCH) | 1-1587987-5 |
| M6 THREADED INSERT | 1-1587987-4 |
| E1 M6 THREADED INSERT (250A WITH DIVIDER NOTCH) | 1-1587987-3 |
| M6 THREADED INSERT | 1-1587987-1 |
| M6 THREADED INSERT | 1587987-9 |
| M6 THREADED INSERT | 1587987-8 |

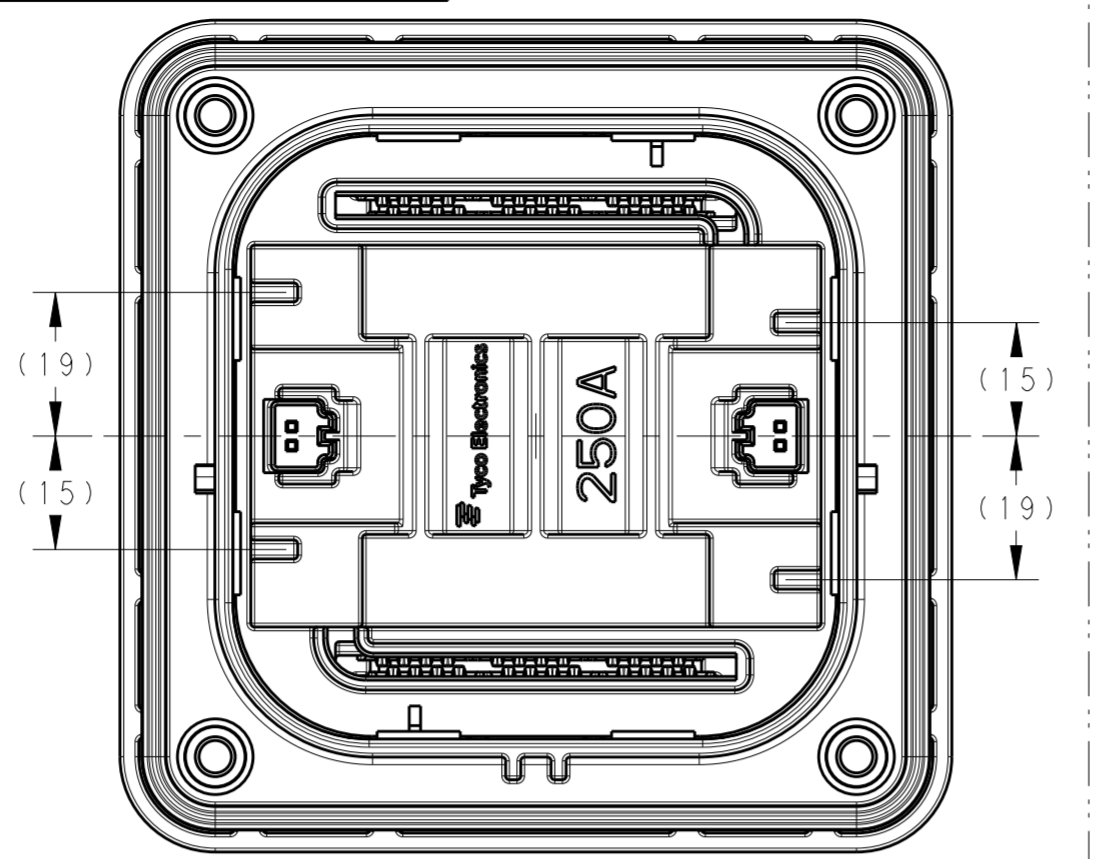
| | | | | |
|--|----------|----------------------------|--|-----------------|
| THIS DRAWING IS A CONTROLLED DOCUMENT. DIMENSIONING AND TOLERANCING PER ASME Y14.5M-2009 | | DWN G. COITIER 10MAR2010 | TE Connectivity | |
| DIMENSIONS: mm | | CHK A. BOYER 10MAR2010 | | |
| TOLERANCES UNLESS OTHERWISE SPECIFIED: | | APVD J. BOLEWITZ 10MAR2010 | NAME RECEPTACLE ASSEMBLY MANUAL SERVICE DISCONNECT | |
| 0 PLC ± | 1 PLC ± | PRODUCT SPEC 108-127000 | RESTRICTED TO | |
| 2 PLC ± | 3 PLC ± | APPLICATION SPEC | SIZE A2 | CAGE CODE 00779 |
| 4 PLC ± | ANGLES ± | WEIGHT 320.34g | DRAWING NO C-1587987 | SCALE 1:1 |
| MATERIAL | FINISH | CUSTOMER DRAWING | SHEET 1 OF 3 | REV E1 |

THIS DRAWING IS UNPUBLISHED. RELEASED FOR PUBLICATION
COPYRIGHT 20 BY TYCO ELECTRONICS CORPORATION ALL RIGHTS RESERVED.

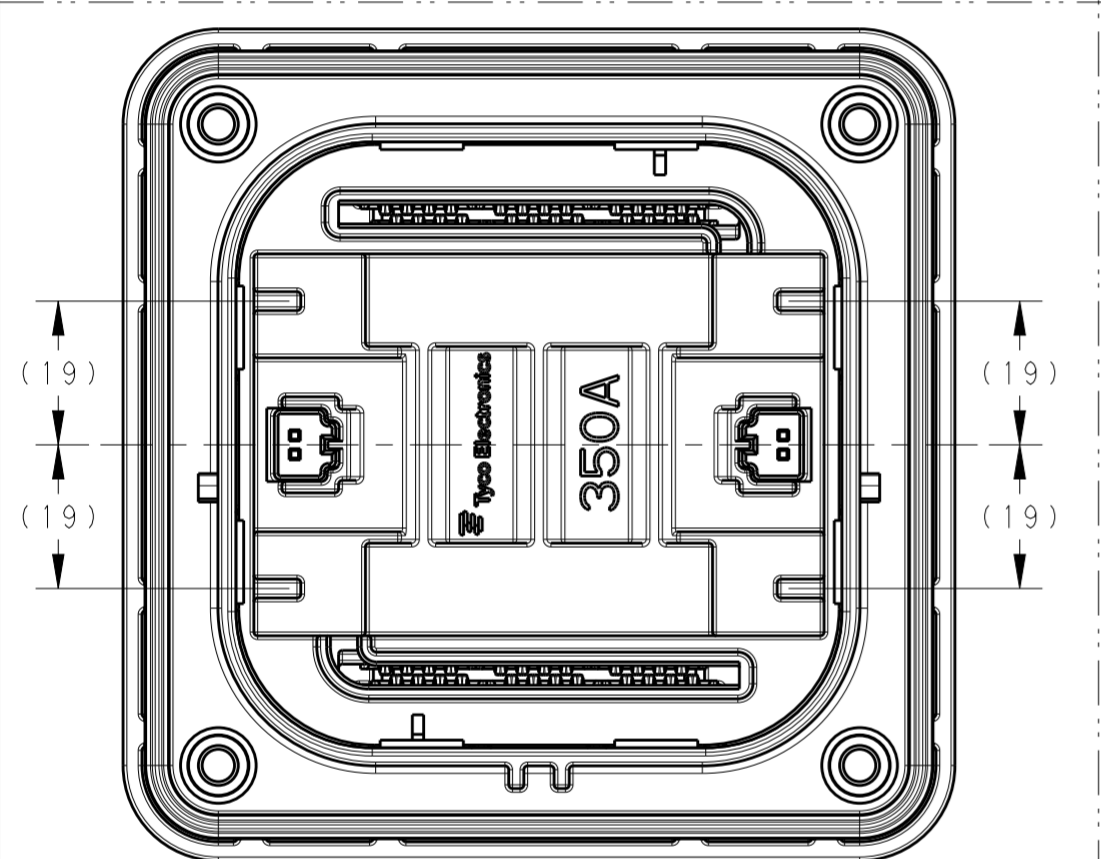
| REVISIONS | | | | |
|-----------|-----|-------------|------|------|
| P | LTR | DESCRIPTION | DATE | APVD |
| - | - | SEE SHEET 1 | - | - |
| | | | | |
| | | | | |



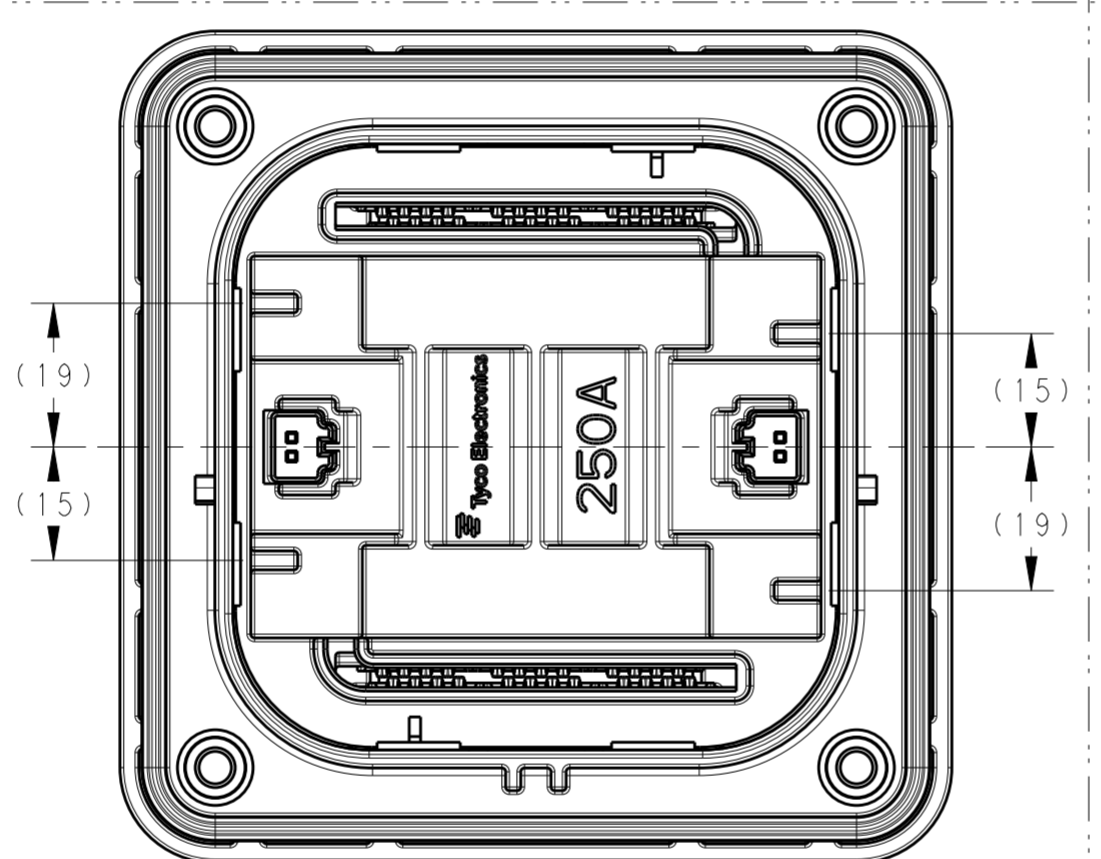
1587987-8
FUSE RATING: 200A



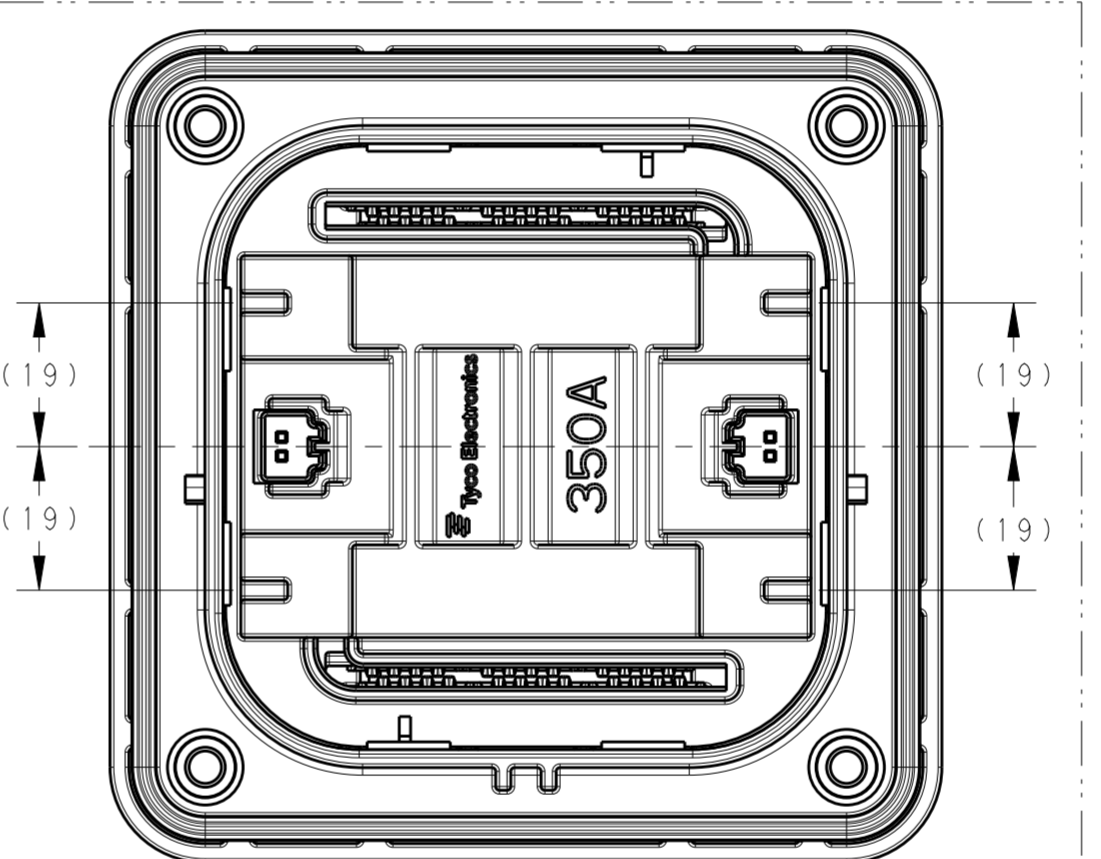
1587987-9
FUSE RATING: 250A



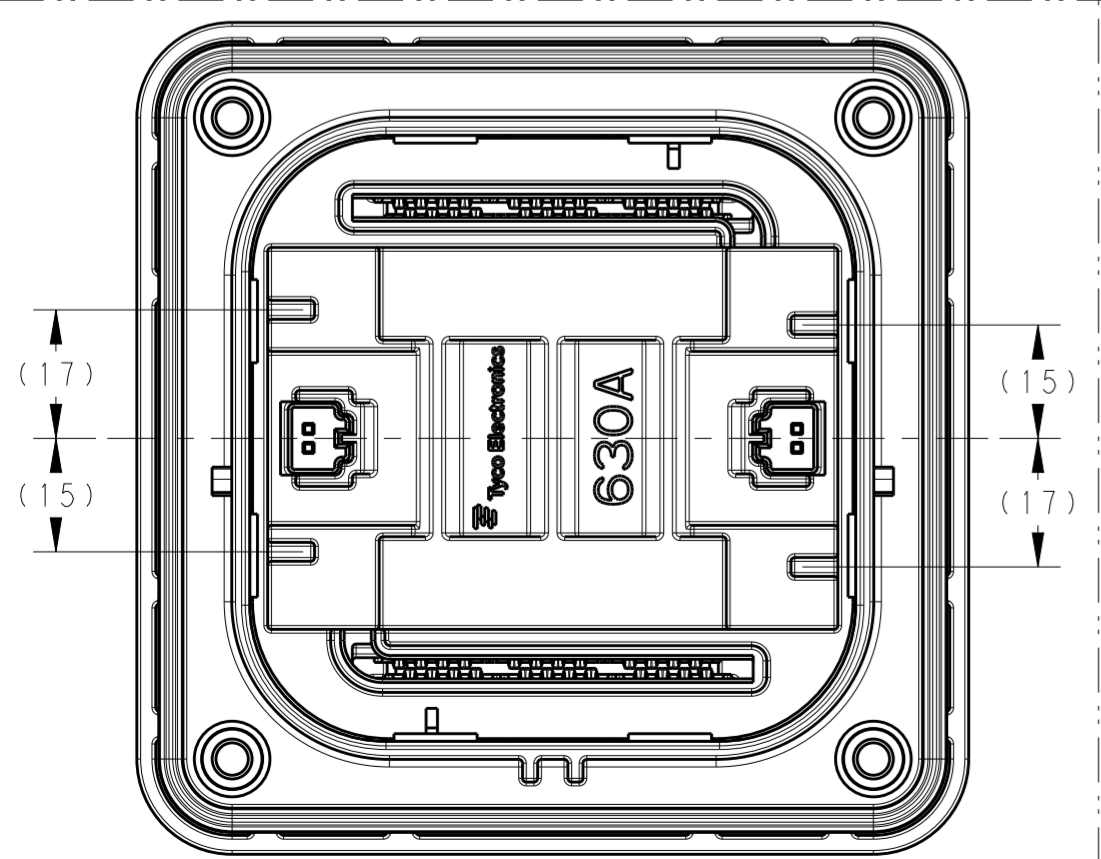
1-1587987-1
FUSE RATING: 350A



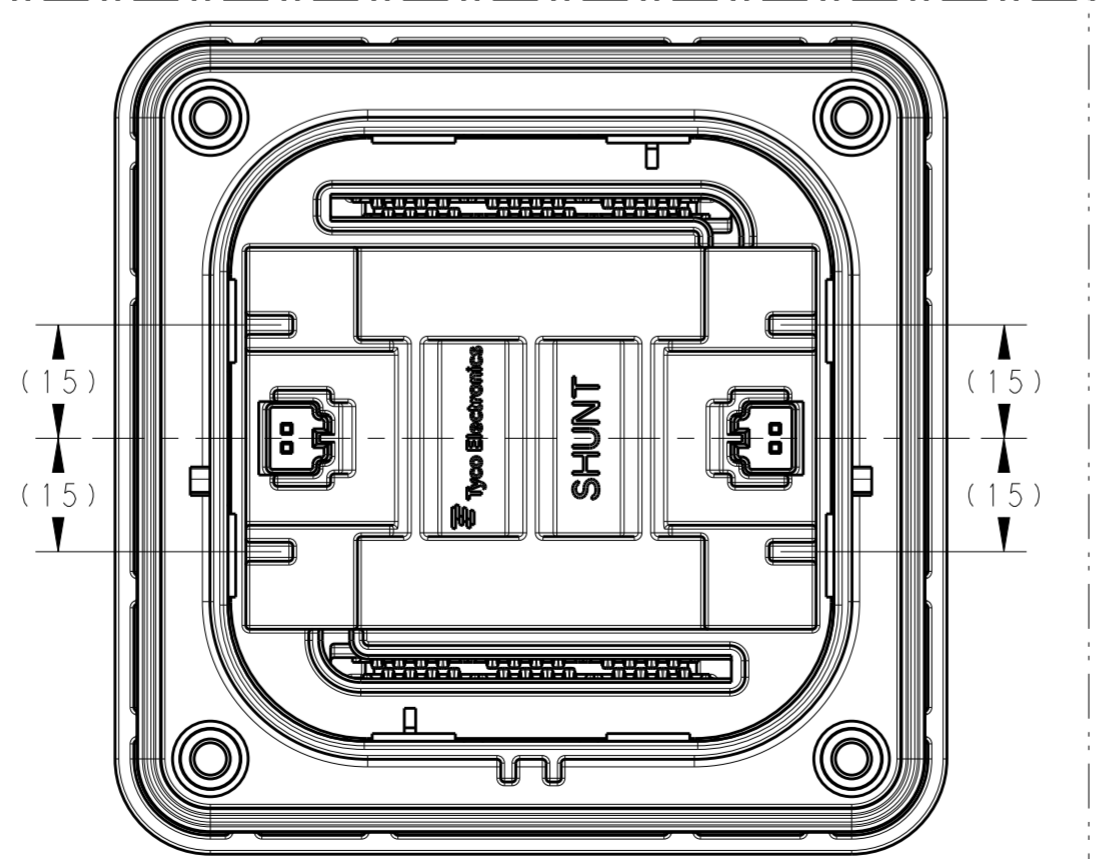
1-1587987-3
(WITH DIVIDER RIB NOTCH)
FUSE RATING: 250A



1-1587987-5
(WITH DIVIDER RIB NOTCH) **E1**
FUSE RATING: 350A



1-1587987-4
FUSE RATING: 630A

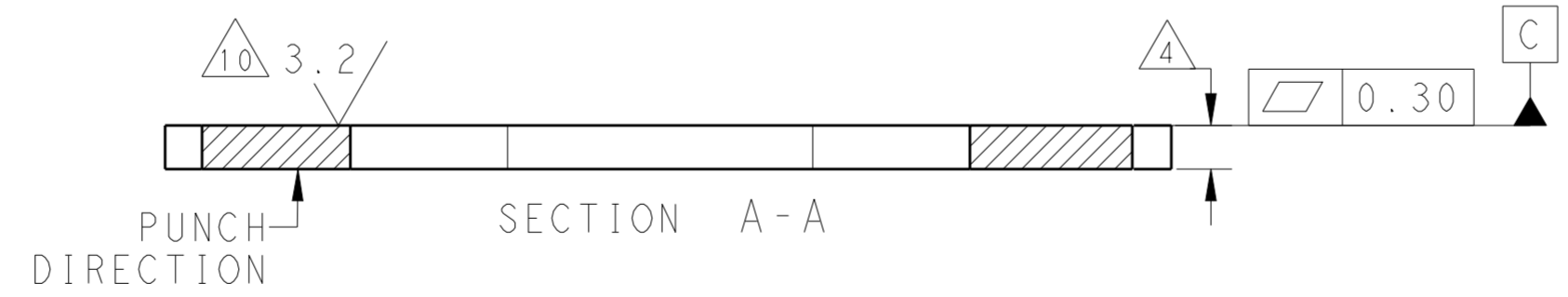
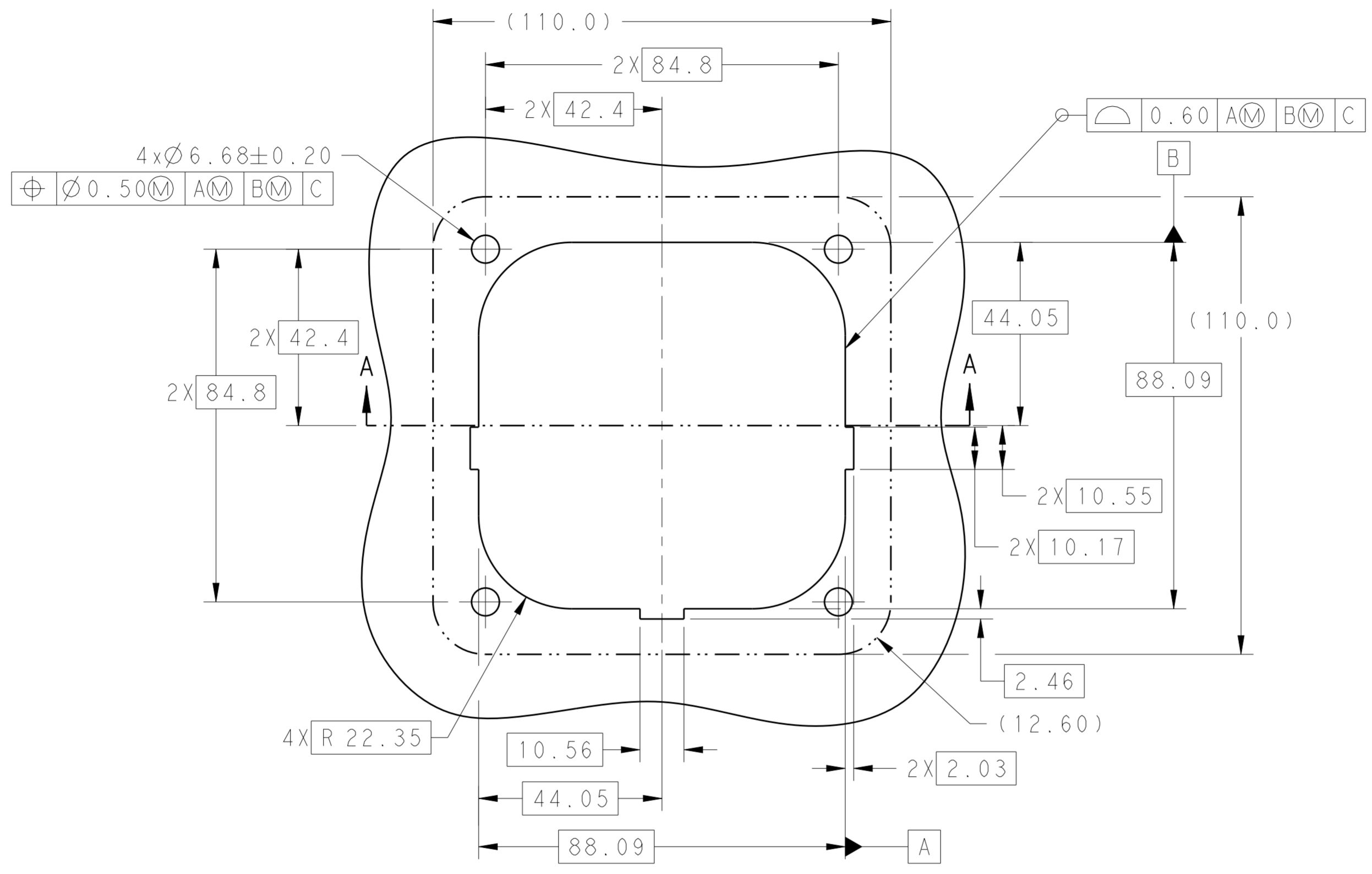


1-1587987-7
SHUNT

| | | | | |
|--|--|--|-----------------|---|
| THIS DRAWING IS A CONTROLLED DOCUMENT. DIMENSIONING AND TOLERANCING PER ASME Y14.5M-2009 | | DWN G. COITIER 10MAR2010 | TE Connectivity | NAME RECEPTACLE ASSEMBLY MANUAL SERVICE DISCONNECT |
| DIMENSIONS: mm | | CHK A. BOYER 10MAR2010 | | |
| TOLERANCES UNLESS OTHERWISE SPECIFIED: | | APVD J. BOLEWITZ 10MAR2010 | | |
| 0 PLC ± 1 PLC ± 2 PLC ± 3 PLC ± 4 PLC ± ANGLES ± FINISH - | | PRODUCT SPEC 108-127000 APPLICATION SPEC WEIGHT 320.34g | | |
| MATERIAL - | | SIZE CAGE CODE DRAWING NO RESTRICTED TO A200779 C-1587987 - | | |
| CUSTOMER DRAWING | | SCALE 1:1 SHEET 2 OF 3 REV E1 | | |

THIS DRAWING IS UNPUBLISHED. RELEASED FOR PUBLICATION 20
 © COPYRIGHT 20 BY TYCO ELECTRONICS CORPORATION ALL RIGHTS RESERVED.

| REVISIONS | | | | |
|-----------|-----|-------------|------|------|
| P | LTR | DESCRIPTION | DATE | APVD |
| - | | SEE SHEET 1 | - | - |
| | | | | |
| | | | | |



MOUNTING INTERFACE SPECIFICATION

| | | | | |
|---|--|--|---|-----------------------|
| THIS DRAWING IS A CONTROLLED DOCUMENT. DIMENSIONING AND TOLERANCING PER ASME Y14.5M-2009 | | DWN: G. COITER 10MAR2010 CHK: A. BOYER 10MAR2010 APVD: J. BOLEWITZ 10MAR2010 | STE TE Connectivity | |
| DIMENSIONS: mm | | PRODUCT SPEC: 108-127000 | NAME: RECEPTACLE ASSEMBLY MANUAL SERVICE DISCONNECT | |
| TOLERANCES UNLESS OTHERWISE SPECIFIED: 0 PLC ± 1 PLC ± 2 PLC ± 3 PLC ± 4 PLC ± ANGLES ± FINISH | | APPLICATION SPEC: 7 | SIZE: A2 | CAGE CODE: 00779 |
| MATERIAL: - | | WEIGHT: 320.34g | DRAWING NO: C-1587987 | RESTRICTED TO: - |
| CUSTOMER DRAWING | | | SCALE: 1:1 | SHEET: 3 OF 3 REV: E1 |

Mouser Electronics

Authorized Distributor

Click to View Pricing, Inventory, Delivery & Lifecycle Information:

[TE Connectivity:](#)

[1-1587987-1](#)