



80×80×25 mm

San Ace 80 9GV type

General Specifications

- Material Frame: Plastic (Flammability: UL 94V-0), Impeller: Plastic (Flammability: UL 94V-1)
- Expected life See the table below. (L10 life: 90% survival rate for continuous operation in free air at 60°C, rated voltage)
- Motor protection function Locked rotor burnout protection, Reverse polarity protection
For details, please refer to p. 547.
- Dielectric strength 50/60 Hz, 500 VAC, for 1 minute (between lead wire conductors and frame)
- Insulation resistance 10 MΩ or more with a 500 VDC megger (between lead wire conductors and frame)
- Sound pressure level (SPL) At 1 m away from the air inlet
- Storage temperature -30 to +70°C (Non-condensing)
- Lead wire ⊕Red ⊖Black Sensor Yellow Control Brown
- Mass 125 g

Specifications

The models listed below **have ribs and pulse sensors with PWM control function.** For models without ribs, append "1" to the end of model numbers.

Model no.	Rated voltage [V]	Operating voltage range [V]	PWM duty cycle* [%]	Rated current [A]	Rated input [W]	Rated speed [min ⁻¹]	Max. airflow [m ³ /min] [CFM]	Max. static pressure [Pa] [inchH ₂ O]	SPL [dB (A)]	Operating temperature [°C]	Expected life [h]
9GV0812P4K03	12	10.2 to 13.8	100	0.87	10.4	5600	2.12 74.8	173.0 0.69	52	-20 to +70	40000/60°C
			0	0.1	1.2	1400	0.5 18.7	10.3 0.04	18		
9GV0812P4J03	12	10.2 to 13.8	100	0.47	5.6	4500	1.72 60.7	110.0 0.44	46		
			0	0.07	0.8	1200	0.45 16.2	7.5 0.03	14		
9GV0824P4K01	24	20.4 to 27.6	100	0.44	10.56	5600	2.12 74.8	173.0 0.69	52		
			0	0.06	1.44	1400	0.53 18.7	10.8 0.04	18		
9GV0848P4K03	48	43 to 53	100	0.22	10.56	5600	2.12 74.8	173.0 0.69	52		
			0	0.04	1.92	1500	0.57 20.1	12.4 0.05	19		

* PWM frequency: 25 kHz

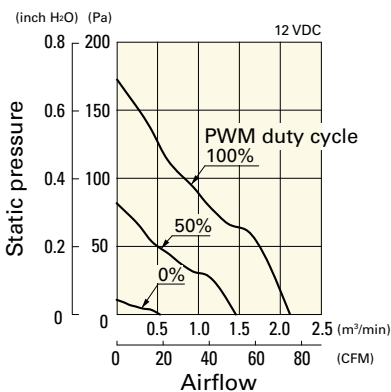
The following sensor and control options are available for selection.

Differs according to the model. Refer to the table on p. 574. Without sensor Pulse sensor Lock sensor

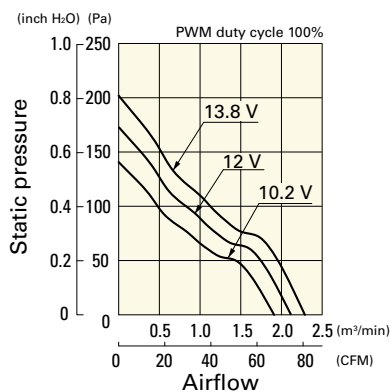
Airflow - Static Pressure Characteristics / PWM Duty - Speed Characteristics Example

9GV0812P4K03 With pulse sensor with PWM control function

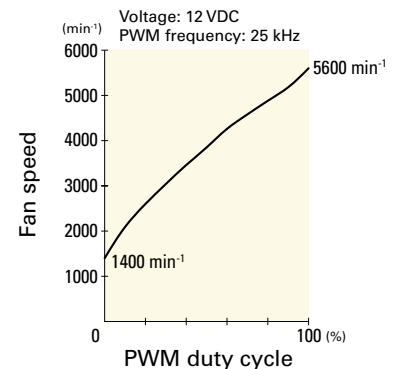
PWM duty cycle



Operating voltage range



PWM duty - Speed characteristics example



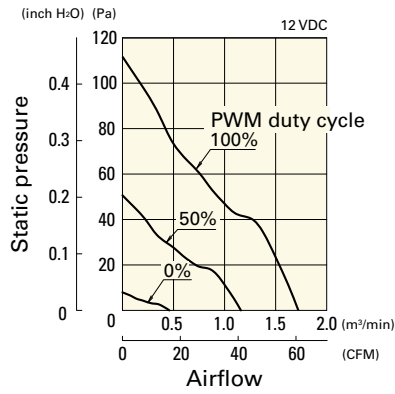
Airflow - Static Pressure Characteristics / PWM Duty - Speed Characteristics Example

DC

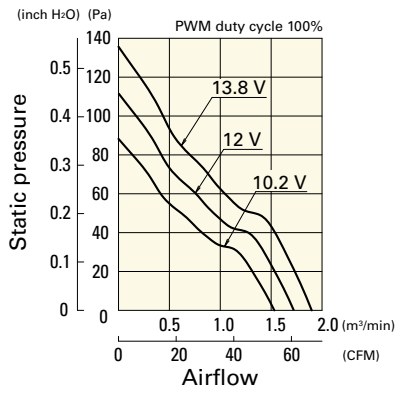
DC Fan 80 mm sq.

9GV0812P4J03 With pulse sensor with PWM control function

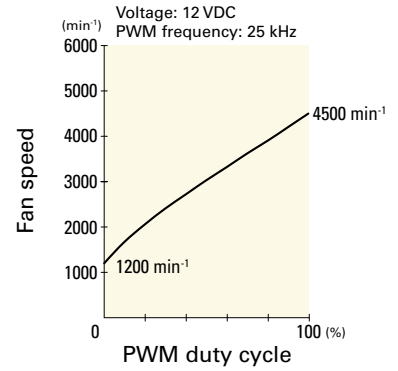
PWM duty cycle



Operating voltage range

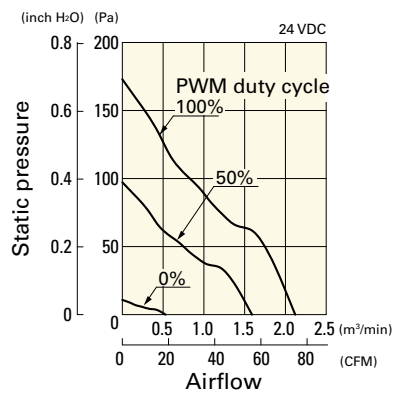


PWM duty - Speed characteristics example

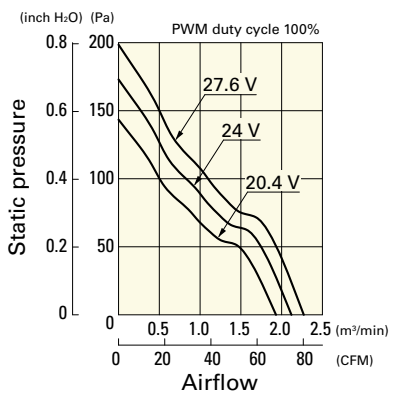


9GV0824P4K01 With pulse sensor with PWM control function

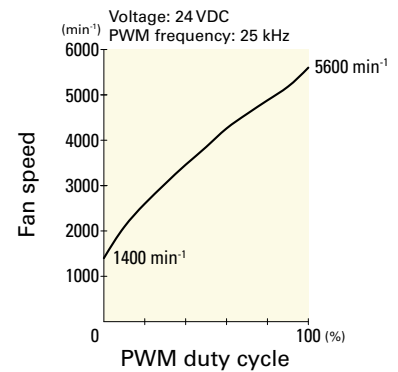
PWM duty cycle



Operating voltage range

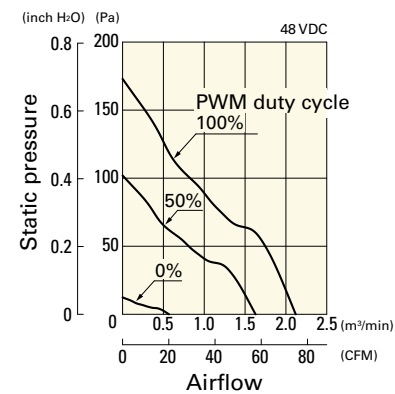


PWM duty - Speed characteristics example

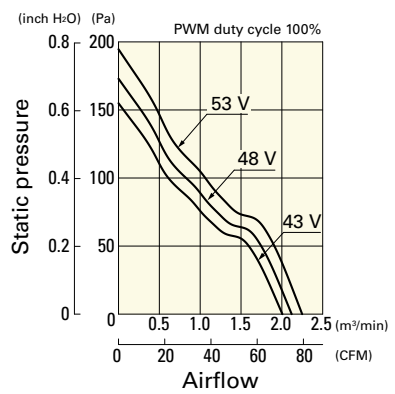


9GV0848P4K03 With pulse sensor with PWM control function

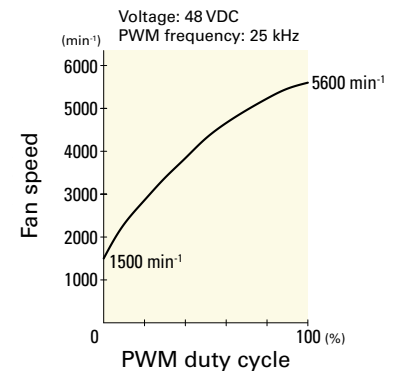
PWM duty cycle



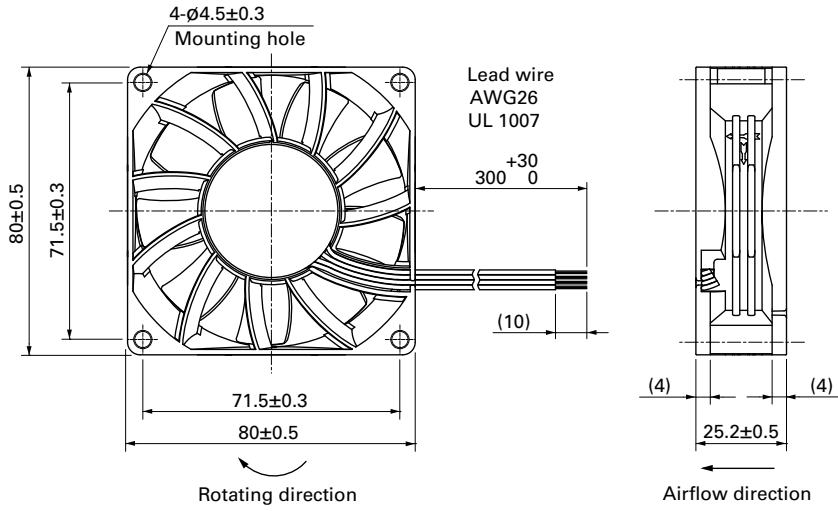
Operating voltage range



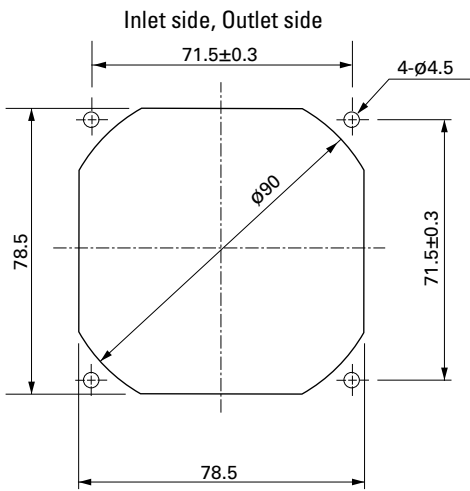
PWM duty - Speed characteristics example



Dimensions (unit: mm) (With ribs)



Reference Dimensions of Mounting Holes and Vent Opening (unit: mm)



Options

Finger guards

page: p. 532

Model no.: 109-049E, 109-049H, 109-049C

Resin finger guards

page: p. 539

Model no.: 109-1002G

Resin filter kits

page: p. 540

Model no.: 109-1002F13 (13PPI), 109-1002F20 (20PPI),
109-1002F30 (30PPI), 109-1002F40 (40PPI)

Mouser Electronics

Authorized Distributor

Click to View Pricing, Inventory, Delivery & Lifecycle Information:

Sanyo Denki:

[9GV0812P4J031](#) [9GV0812P4K031](#) [9GV0824P4K011](#) [9GV0812P4J03](#) [9GV0848P4K03](#) [9GV0812P4K03](#)
[9GV0824P4K01](#) [9GV0848P4K031](#) [9GV0812K4D011](#) [9GV0812J4021](#) [9GV0812J402](#) [9GV0812K401](#) [9GV0812K4011](#)
[9GV0812J4011](#) [9GV0848K402](#) [9GV0848K4D01](#) [9GV0812K402](#) [9GV0824K401](#) [9GV0812K4D01](#) [9GV0848K401](#)
[9GV0812K4021](#) [9GV0812J4D01](#) [9GV0812J401](#) [9GV0848G1D01](#) [9GV0824K402](#)