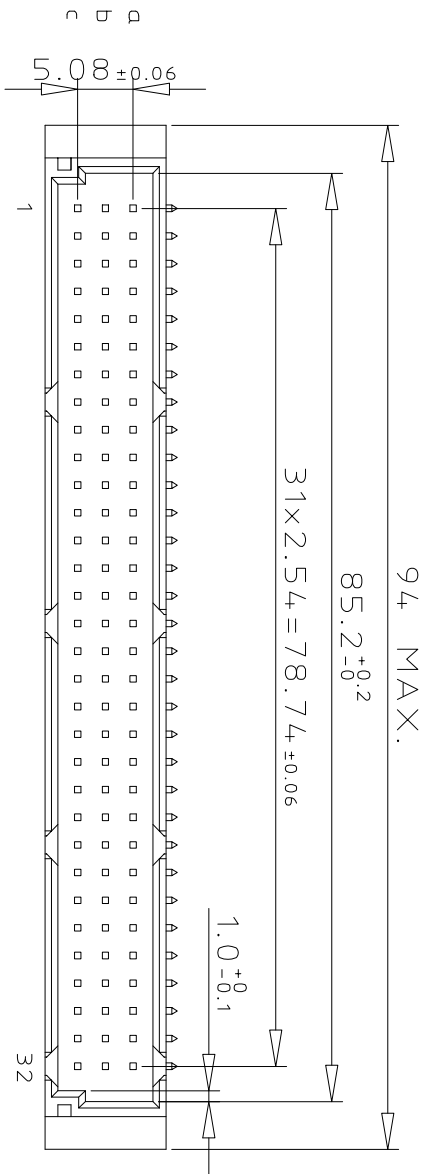
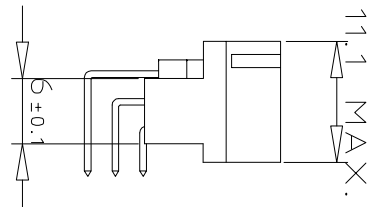
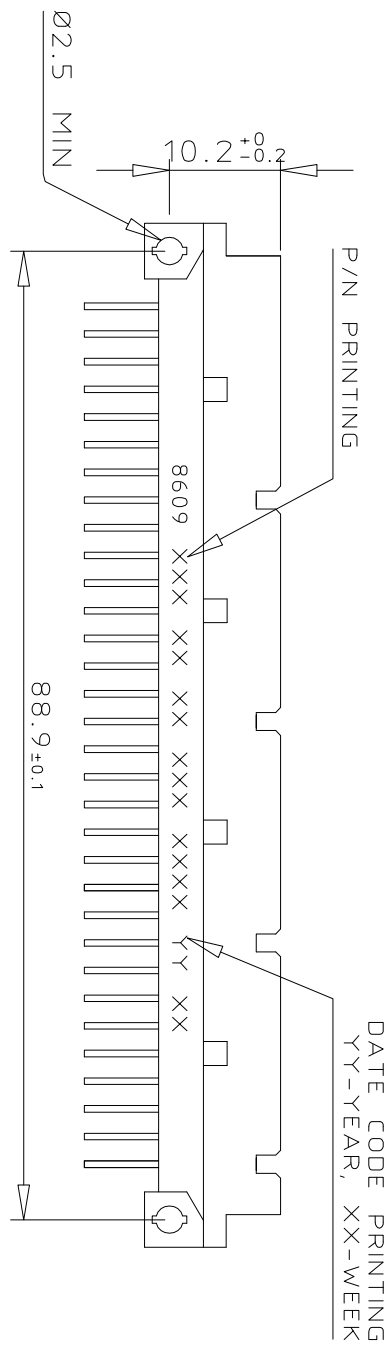
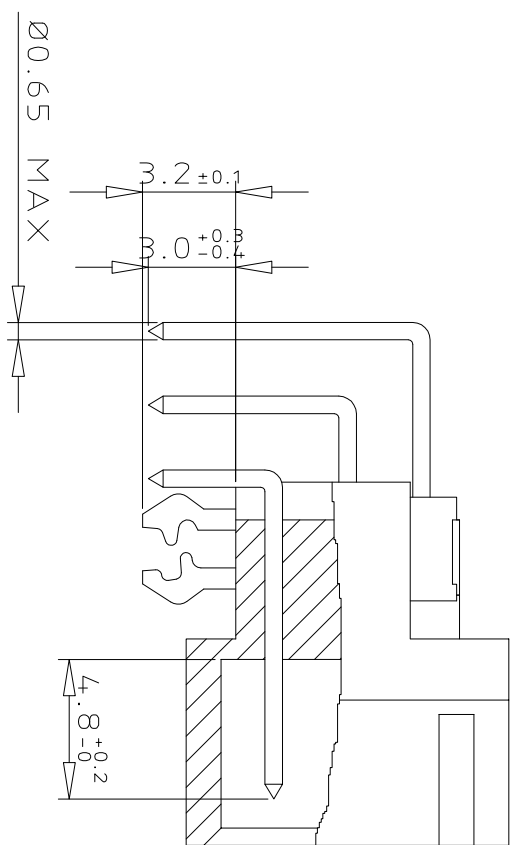


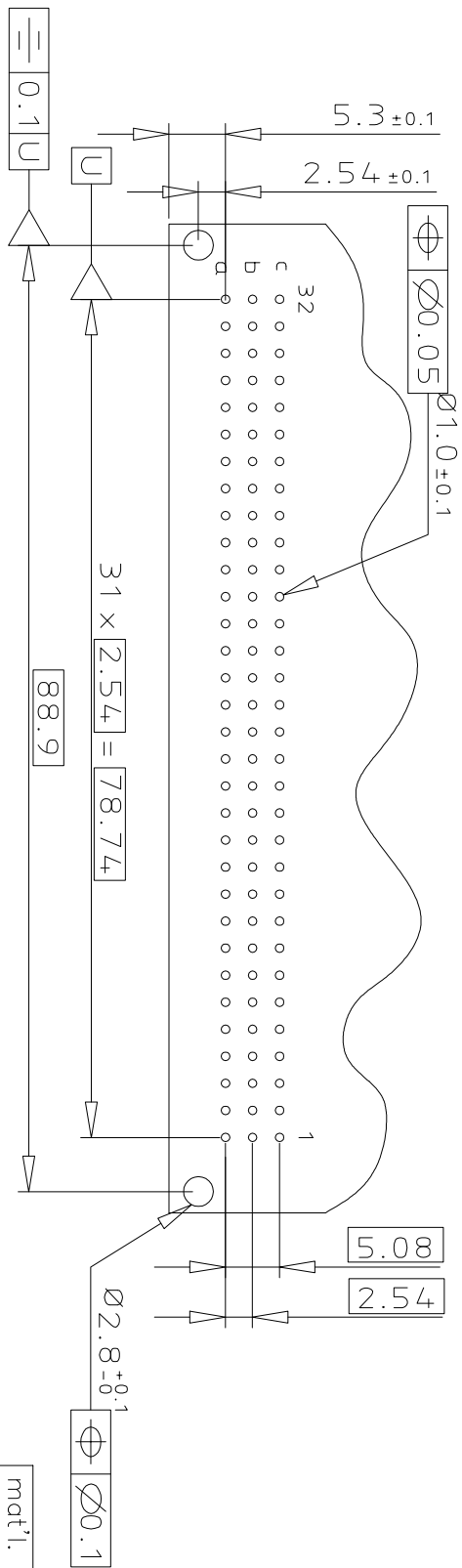
DIMENSIONS



TERMINATION



PCB LAYOUT



ORDERING INFORMATION

SERIES	8609	3	96	7	1	13	7	4	5	ELF
ROWS FITTED WITH CONTACTS										
ROW a	b	c	d	e	f	g	h	i	j	k
ROW a - c	d	e	f	g	h	i	j	k	l	m
NO. OF CONTACTS										
TYPE OF INSULATOR										
3 ROW MALE INSULATOR										
METHOD OF MOUNTING										
STANDARD MOUNTING - STYLE C										
TERMINATION										
ANGLED SPILL										
OPTIONS										
NO. OPTION WITH HARPOONS										
PERFORMANCE CLASS										
DIN 4,1612 CLASS 3										
DIN 4,1612 CLASS 2										
DIN 4,1612 CLASS 1										
AS PER MIL C 55302 / JSS 50808										
PITCH PER ROW										
2.54 mm										
LEAD FREE VERSION										
ELF										

GENERAL CHARACTERISTICS & ROHS INFO

REFER DRAWING C-8609-0000A

mat'l. code	SEE DRAWING C-8609-0000A	surface	ISO 1302	tolerance	ISO 406 ISO 1101	projection	mm	product family	8609
tr	ecn no	dr	ddte	tolerances unless otherwise specified	0.X	±0.1		title	DIN STANDARD HEADER
A	104-0063	MINI	2004-09-16	angles	0.XX	±0.1		title	DIN 4,1612 STYLE C
B	105-0042	MINI	2005-05-19	linear	0.XXX	±0.1	scale 3:2	dwg no	C-8609-2001
C	106-0061	MINI	2006-05-31	0°±2°				sheet 1 of 1	A3
D	107-0100	KR	2007-08-20	dr	MINI K V	2004-09-16		size	
E	108-0146	KR	2008-10-21	engr	RAKHEE G	2004-09-16		type	Product Customer Drawing
		chr	2008-10-21		KESAVAN R	2008-10-21			
		pppd	2008-10-21		KESAVAN R	2008-10-21			
sheet index	revision	sheet	1						

Mouser Electronics

Authorized Distributor

Click to View Pricing, Inventory, Delivery & Lifecycle Information:

[FCI / Amphenol:](#)

[86094647113755ELF](#) [86093967113H55ELF](#) [86094647113H45ELF](#) [86093967113785ELF](#) [86093967113755ELF](#)
[86093967113745ELF](#) [86093967113765ELF](#) [86093967113H45ELF](#) [86094647113745ELF](#) [86094647113765ELF](#)
[86094647113H55ELF](#) [86094647113785ELF](#) [86094647113H65ELF](#)