

PCB terminal block - FFKDSA1/V-5,08 - 1791855

Please be informed that the data shown in this PDF Document is generated from our Online Catalog. Please find the complete data in the user's documentation. Our General Terms of Use for Downloads are valid (<http://phoenixcontact.com/download>)




PCB terminal block, Nominal current: 6 A, Nom. voltage: 160 V, Pitch: 5.08 mm, Number of positions: 1, Connection method: Push-in spring connection, Mounting: Wave soldering, Conductor/PCB connection direction: 90 °, Color: green, The article can be aligned to create different nos. of positions!

Product Features

- PCB terminal blocks with front spring-cage connection
- Two solder pins for a high level of stability on the PCB
- When connecting stranded conductors without ferrules, the terminal point is opened using an orange opening lever
- Push-in direct plug-in technology for solid or stranded conductors with ferrules



Key Commercial Data

Packing unit	1 pc
GTIN	 4 017918 044466
Weight per Piece (excluding packing)	0.8 g
Custom tariff number	85369010
Country of origin	Germany

Technical data

Dimensions

Length	12.6 mm
Pitch	5.08 mm
Constructional height	14 mm
Length of the solder pin	3.4 mm
Pin dimensions	0,5 x 0,8 mm
Hole diameter	1.1 mm

PCB terminal block - FFKDSA1/V-5,08 - 1791855

Technical data

General

Range of articles	FFKDS(A)/V
Insulating material group	I
Rated surge voltage (III/3)	2.5 kV
Rated surge voltage (III/2)	2.5 kV
Rated surge voltage (II/2)	2.5 kV
Rated voltage (III/3)	63 V
Rated voltage (III/2)	160 V
Rated voltage (II/2)	320 V
Connection in acc. with standard	EN-VDE
Nominal current I _N	6 A
Nominal cross section	0.5 mm ²
Maximum load current	6 A (with 0.5 mm ² conductor cross section)
Insulating material	PA
Solder pin surface	Sn
Flammability rating according to UL 94	V0
Stripping length	11 mm
Number of positions	1

Connection data

Conductor cross section solid min.	0.14 mm ²
Conductor cross section solid max.	0.5 mm ²
Conductor cross section flexible min.	0.14 mm ²
Conductor cross section flexible max.	0.5 mm ²
Conductor cross section AWG min.	26
Conductor cross section AWG max.	20

Standards and Regulations

Connection in acc. with standard	EN-VDE
	CSA
Flammability rating according to UL 94	V0

Classifications

eCl@ss

eCl@ss 4.0	27141109
eCl@ss 4.1	27141109
eCl@ss 5.0	27141190
eCl@ss 5.1	27141190

PCB terminal block - FFKDSA1/V-5,08 - 1791855

Classifications

eCl@ss

eCl@ss 6.0	27261101
eCl@ss 7.0	27440401
eCl@ss 8.0	27440401
eCl@ss 9.0	27440401

ETIM

ETIM 3.0	EC001121
ETIM 4.0	EC002643
ETIM 5.0	EC002643

UNSPSC

UNSPSC 6.01	30211801
UNSPSC 7.0901	39121432
UNSPSC 11	39121432
UNSPSC 12.01	39121432
UNSPSC 13.2	39121432

Approvals

Approvals

Approvals

CSA / UL Recognized / KEMA-KEUR / cUL Recognized / CCA / CCA / IECCE CB Scheme / EAC / EAC / cULus Recognized

Ex Approvals

Approvals submitted


Approval details


CSA	
	B
mm ² /AWG/kcmil	20
Nominal current IN	6 A


PCB terminal block - FFKDSA1/V-5,08 - 1791855

Approvals

	B
Nominal voltage UN	150 V

UL Recognized 	
	B
mm ² /AWG/kcmil	26-20
Nominal current IN	6 A
Nominal voltage UN	150 V

KEMA-KEUR 	
mm ² /AWG/kcmil	0.5
Nominal voltage UN	63 V


cUL Recognized 	
	B
mm ² /AWG/kcmil	26-20
Nominal current IN	6 A
Nominal voltage UN	150 V

CCA	
mm ² /AWG/kcmil	0.5
Nominal voltage UN	63 V

CCA	
mm ² /AWG/kcmil	0.5
Nominal voltage UN	63 V

PCB terminal block - FFKDSA1/V-5,08 - 1791855

Approvals

IECEE CB Scheme 	
mm ² /AWG/kcmil	0.5
Nominal voltage UN	63 V

EAC

EAC

cULus Recognized 

Mouser Electronics

Authorized Distributor

Click to View Pricing, Inventory, Delivery & Lifecycle Information:

[Phoenix Contact:](#)

[1791855](#)