

# Terminal Blocks - Single Row

## Series A4000 & Series B4000 Single Row Terminal Blocks

### SPECIFICATIONS

**Rating:** See table.

**Center Spacing:** 0.562" or 9/16" (14.28mm)

**Wire Range:** See rating table.

**Screw Size:** #8-32 or #10-32 zinc-plated slotted screws

**Torque Rating:** #8 screw size 16 lb-in.; #10 screw size 20 lb-in.

**Distance Between Barriers:** 0.47" (11.9mm)

**Operating Temperature:** 105°C (221°F) max., -40°C (-40°F) min.

**Molded Material:** Black, UL Rated 94V0 Thermoplastic

**Hardware:** Bottom studs supplied with nuts assembled. Cup washers are optional on bottom studs but are not recommended with ring terminals.

**Extended Hex Nuts:** Optional extended, slotted hex nuts enable easier installation and removal with hex wrench or screwdriver. Available in bulk for the #10-32 studs on Series A4953 blocks. Specify part number F582 and quantity.

**Breakdown Voltage:** 6100V

**Agency Information:** UL File E62622, CSA File 47235; CE Certified

### RATING TABLE

Part Number	Terminal Top	Terminal Bottom	Wire* Range CU	Rated* Volts/Amps
A4003XX	# 8 Screw	#8 Stud	8-16 AWG	150V/50A
A4011XX	# 8 Screw	Solder	10-16 AWG	600V/35A
A4013XX	# 8 Screw	Solder	10-16 AWG	600V/35A
A4021XX	# 8 Screw	0.250 QC	10-16 AWG	600V/35A
A4035XX	# 8 Screw	Closed	8-16 AWG	600V/50A
A4041XX	#10 Screw	Solder	10-16 AWG	600V/35A
A4043XX	#10 Screw	Solder	10-16 AWG	600V/35A
A4051XX	#10 Screw	0.250 QC	10-16 AWG	600V/35A
A4803XX	#10 Screw	#8 Stud	8-16 AWG	150V/50A
A4813XX	#10 Screw	SolderTurret	10-16 AWG	600V/35A
A4843XX	#10 Screw	#8 Screw	8-16 AWG	150V/50A
A4953XX	#10 Stud	#10 Stud	8-16 AWG	150V/50A
B4843XX	#10 Screw	#8 Screw	8-16 AWG	600V/50A

\* All models 30A Max. with 10 AWG;

35-50A ratings with 8 AWG using ring or fork type terminals.

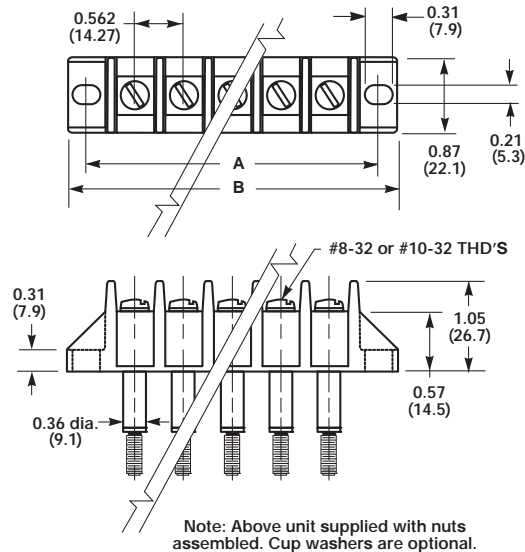
Note: 50A rating achieved with #8 copper wire crimped to ring terminal.

Poles	A (in.) Mount Centers	B (in.) Length
2	1.69	2.12
3	2.25	2.68
4	2.81	3.24
5	3.37	3.80
6	3.93	4.36
7	4.50	4.93
8	5.06	5.34
9	5.62	6.05
10	6.18	6.61
11	6.74	7.17
12	7.31	7.74
13	7.87	8.30
14	8.43	8.86
15	8.99	9.44
16	9.55	9.98
17	10.12	10.55
18	10.68	11.11

\* Dimensions in inches. To convert to millimeters, multiply by 25.4.

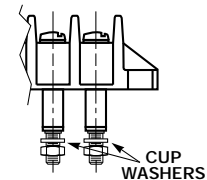


### A4000 Series Dimensions - in (mm)

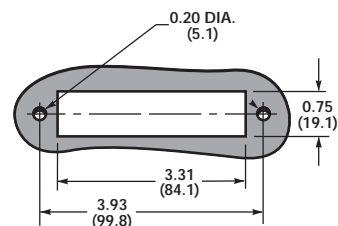


### Optional Cup Washers Assembled

Available on A4003, A4803, A4843, A4953 & B4843.



### Reference Panel Cutout for 6 Position Block

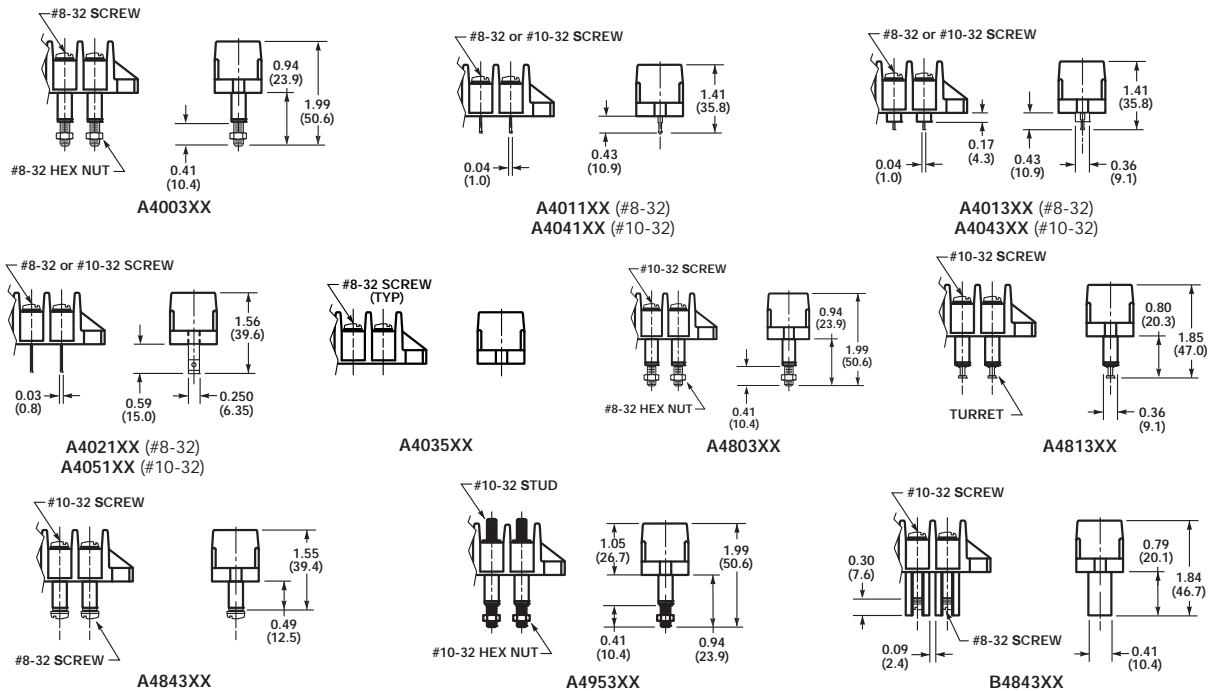


## Part Numbering System

Series	Terminal Style	Base/End	Poles	Screw Options	Options
<b>A4</b>					
<b>B4</b>	<b>00</b> - screw top; stud bottom <b>01</b> - screw top; solder bottom <b>02</b> - #8 screw top; 0.250" QC bottom <b>03</b> - screw top only <b>04</b> - #10 screw top; solder term. b. <b>05</b> - #10 screw top; 0.250" QC bottom <b>80</b> - screw top; stud bottom #10-32 top, #8-32 bottom insulated base <b>81</b> - screw top; solder turret bottom #10-32 <b>84</b> - screw top; screw bottom #10-32 <b>95</b> - stud top; stud bottom #10-32	<b>*1</b> - flat base/ mount end <b>3</b> - insulator base- (not available in 03 terminal style) /mount end <b>5</b> - closed base/ mount end (available in 03 terminal only)	<b>02 to 18</b>	Blank - std. screw <b>00</b> - screws shipped bulk <b>04</b> - brass nickel-plated <b>07</b> - steel SEMS zinc plated (not available with hardware options; not available on A4003, A4803, A4813, A4843, B4843)	<b>A1 to A9</b> - 0.250" QC <b>†CW</b> - cup washer (pg 20) <b>J301</b> - flat slip-on jumper (2 position only) <b>L1 to L6</b> marking options (pg 22) <b>S1 &amp; S2</b> - solder lugs/flat
<b>A4</b> - standard <b>B4</b> - barrier (only available in 84 terminal style)					
					† Available only on A4003, A4803, A4843, A4953 & B4843.
		*Available in 01, 02, 04 & 05 terminal style only.			

## Terminal Styles

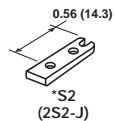
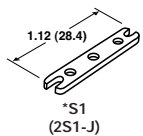
Inches (Millimeters)



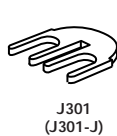
## Hardware Options (Bulk ordering part numbers are in parentheses.)

Inches (Millimeters)

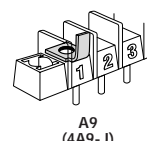
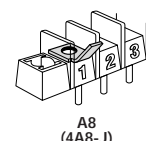
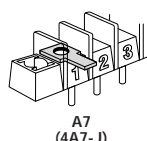
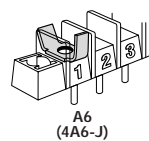
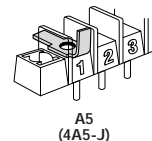
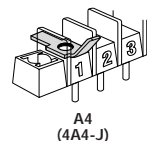
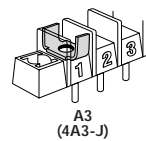
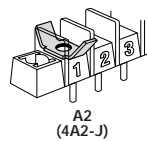
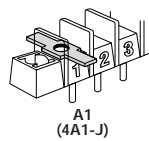
### Solder Lugs



### Jumpers



### Quick Connects Blade Width A = 0.250". (For other orientations, contact factory.)



\*Not available for A4843

# Mouser Electronics

Authorized Distributor

Click to View Pricing, Inventory, Delivery & Lifecycle Information:

[Eaton:](#)

[B484306](#) [B484302](#) [B484304](#) [B48430404](#) [B484305](#) [B48430604](#) [B484307](#) [B484308](#) [B484308CW](#) [B484310](#)  
[B484312](#) [B48431200](#) [B48431204](#) [B484318](#) [B48430504](#)