D-Sub angled SMT connector

RoHS compliant

General information

Design	complementary to CECC 75301-802
No. of contacts	9,15,25,37
Contact spacing	Pitch is 2,76mm
Test voltage	1KV between contacts; 1,2 KV between shell and contact
Contact resistance	max. 25mOhm for contact; max.5mOhm for grounding
Insulation resistance	min. 5GΩ
Working current	5A max. at 20°C
Temperature range	-55°C ... +125°C
Termination technology	SMT
Clearance	min. 1,0mm between adjacent contacts; min.1,2mm between contacts and shell
Creepage	min. 1,0mm between adjacent contacts; min.1,2mm between contacts and shell
Insertion force	30N max. for 9P; 50N max. for 15P; 83N max. for 25P; 123N max. for 37P
Withdrawal force	3,3N min. for 9P; 4,5N min. for 15P; 7,8N min. for 25P; 11N min. for 37P
Mating cycles	250 Cycles for PL2; 500 cycles for PL1
UL file	E102079
RoHS - compliant	Yes
Hot plugging	No

Insulator material

Material	LCP (Liquid Crystalline Polymer)
Color	Black
UL classification	UL 94-V0
Material group acc. IEC 60664-1	IIIa (175 ≤ CTI < 400)

Grounding

Material	Zn Alloy
Plating	Sn over Ni

Contact material

Contact material	Copper alloy
Plating termination zone	Sn over Ni
Plating contact zone	Au over PdNi

Current carring capacity

Figure is for 25-pole connector

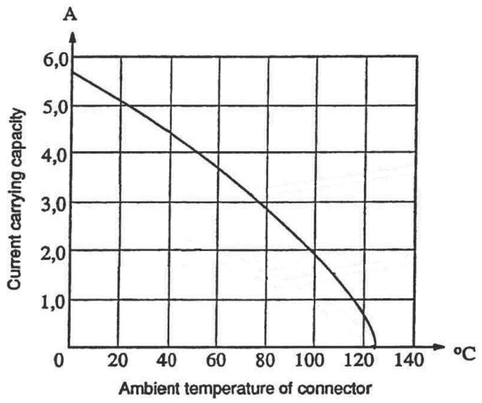

Packing information

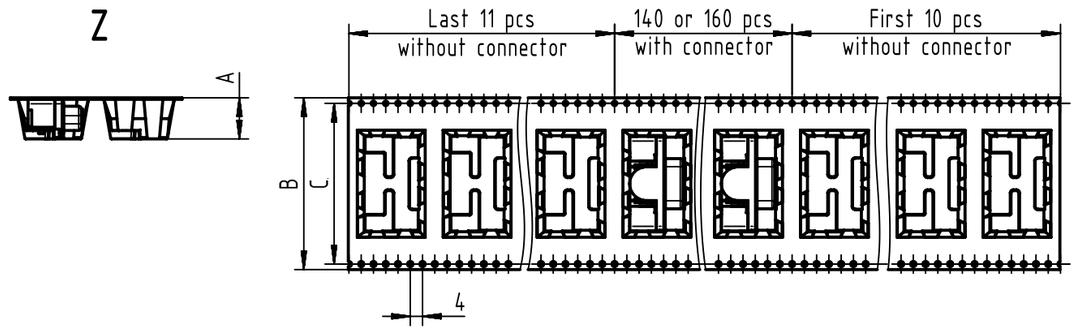

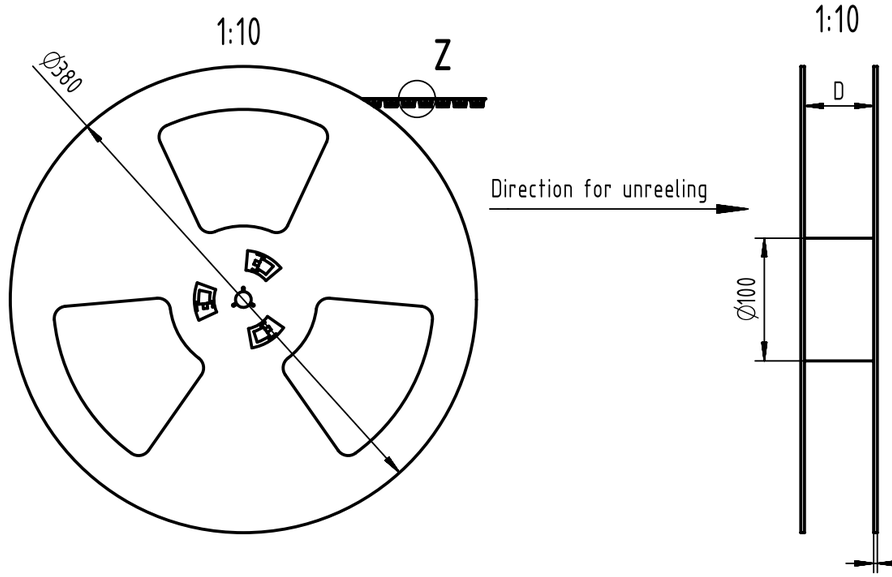

Packaging in accordance with ELA 481-2-A

Part number	A	B	C	D	Part number	A	B	C	D
0955 156 X6Y 741	13,4	56	52.4	56,4	0955 156 X6Y 741	16,8	56	52,4	56,4
0955 256 X6Y 741	13,4	56	52,4	56,4	0955 256 X6Y 741	16,8	56	52,4	56,4
0955 356 X6Y 741	13,4	72	68,4	72,5	0955 356 X6Y 741	16,8	72	68,4	72,5
0955 456 X6Y 741	13,4	88	84,4	88,4	0955 456 X6Y 741	16,8	88	84,4	88,4
0955 166 X8Y 741	13,4	56	52,4	56,4	0955 166 X8Y 741	16,8	56	52,4	56,4
0955 266 X8Y 741	13,4	56	52,4	56,4	0955 266 X8Y 741	16,8	56	52,4	56,4
0955 366 X8Y 741	13,4	72	68,4	72,5	0955 366 X8Y 741	16,8	72	68,4	72,5
0955 466 X8Y 741	13,4	88	84,4	88,4	0955 466 X8Y 741	16,8	88	84,4	88,4
X=3,6,7; Y=14,15,16,19,20					X=3,6,7; Y=10,11,12,21,22				

All Dimensions in mm
Original Size DIN A3

Scale 1:2	Free size tol.		Ref.	
			Sub.	
Created by ZHUANGJ	Inspected by LUOK	Standardisation HOFFMANN	Date 2015-03-03	State Final Release
Title D-Sub angled SMT connector				Doc-Key / ECM-Nr. 100590908/UGD/000/A 500000084885
Type DS	Number 09550200301		Rev. A	Page 1/1

All rights reserved

Department EC PD - CN

HARTING Electronics GmbH
D-32339 Espelkamp

A3

Mouser Electronics

Authorized Distributor

Click to View Pricing, Inventory, Delivery & Lifecycle Information:

HARTING:
09552666820741