
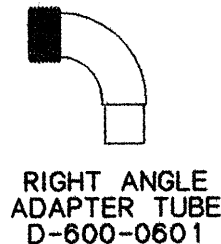
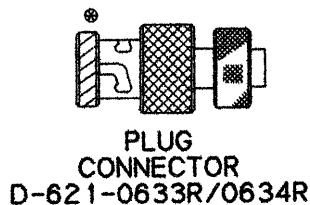


| REVISIONS |                            |          |          |
|-----------|----------------------------|----------|----------|
| LTR       | DESCRIPTION                | DATE     | APPROVED |
| C         | REVISED PER E.C.N. T-16058 | 91APR25  | Z. TEMAN |
| D         | REVISED PER E.C.N. T-16511 | 91JULY30 | 3        |

| PART No.        | CONTACT       | INTERFACE | COLOR CODE <sup>®</sup> |
|-----------------|---------------|-----------|-------------------------|
| DK-621-X633R    | —             | A         | RED                     |
| DK-621-X633R-1P | PIN           | A         |                         |
| DK-621-X633R-1S | SOCKET        | A         |                         |
| (DK-621-X634R   | NOT ASSIGNED) |           |                         |
| DK-621-X635R    | —             | B         | WHITE                   |
| DK-621-X635R-2P | PIN           | B         |                         |
| DK-621-X635R-2S | SOCKET        | B         |                         |
| (DK-621-X636R   | NOT ASSIGNED) |           |                         |
| DK-621-X637R    | —             | C         | GREEN                   |
| DK-621-X637R-3P | PIN           | C         |                         |
| DK-621-X637R-3S | SOCKET        | C         |                         |
| (DK-621-X638R   | NOT ASSIGNED) |           |                         |
| DK-621-X639R    | —             | D         | N/A                     |
| DK-621-X639R-4P | PIN           | D         |                         |
| DK-621-X639R-4S | SOCKET        | D         |                         |
| (DK-621-X640R   | NOT ASSIGNED) |           |                         |



#### DWG No. EXAMPLE X633R

-0633R .148 MAX. CABLE DIA ACCOMODATION  
BRAID TERMINATOR D-600-0030

-1633R .180 MAX. CABLE DIA ACCOMODATION  
BRAID TERMINATOR D-600-0056

If this document is printed it becomes uncontrolled.  
Check with the web for latest revision.

## SPECIFICATION CONTROL DRAWING © Raychem Corporation 1990

UNLESS OTHERWISE SPECIFIED  
DIMENSIONS ARE IN INCHES.  
METRIC DIMENSIONS ARE  
IN BRACKETS.

DECIMALS

.XXX ± NA [ mm]  
.XX ± NA [ mm]

ANGLES

.X ± NA

WEIGHT

lbs [ g]

DRAWN 89-3-29


CHECKED

APPROVED

APPROVED Z. TEMAN 90 JULY 2

CAD NAME 003319-1

THIRD ANGLE  
PROJECTION



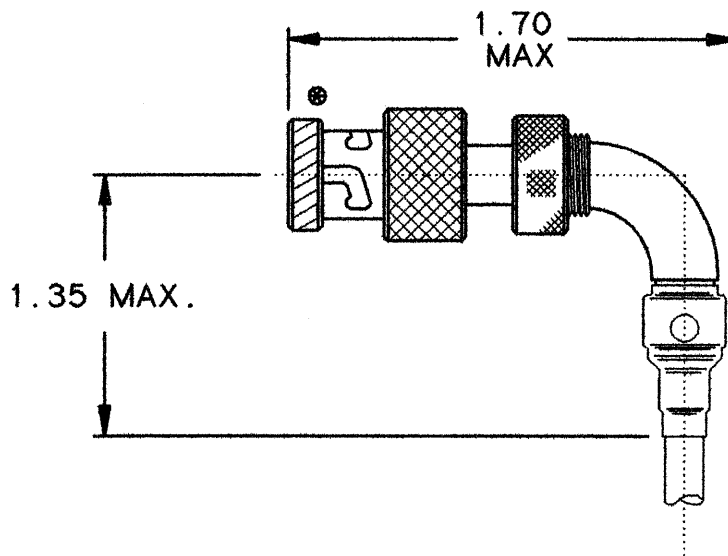
**Raychem**

RAYCHEM CORPORATION  
300 CONSTITUTION DRIVE  
MENLO PARK, CALIFORNIA 94025

TITLE  
**RIGHT ANGLE TRIAXIAL  
CONNECTOR PLUG BAYONET  
CONNECTOR KITS  
"GRUMMAN"**

| SIZE                      | CODE IDENT. NO. | DWG. NO.                | REV          |
|---------------------------|-----------------|-------------------------|--------------|
| A                         | 06090           | DK-621-X633R/X640R[-XX] | D            |
| DO NOT SCALE THIS DRAWING |                 |                         | SHEET 1 OF 2 |

ORIGINAL DOCUMENT



STRAIN RELIEF NOT SHOWN

1.0 REFER TO THE FOLLOWING RAYCHEM SPECIFICATION CONTROL DRAWINGS (SCD) FOR INDIVIDUAL COMPONENT PERFORMANCE PARAMETERS, DIMENSIONS AND MATERIAL DETAIL:

|                   |   |
|-------------------|---|
| D-621-0633R/0640R | CONNECTOR, TRIAXIAL, SUBMINIATURE BAYONET COUPLED. FOR RIGHT ANGLE THREADED ADAPTER |
| D-602-0126        | CONTACT, PIN, TWISTED PAIR  |
| D-602-0127        | CONTACT, SOCKET, TWISTED PAIR   |
| D-600-0030/0056   | BRAID TERMINATOR  |
| D-600-0019        | STRAIN RELIEF   |
| D-600-0601        | RIGHT ANGLE ADAPTER TUBE  |

2.0 REFER TO RAYCHEM SPECIFICATION D-6025 FOR PERFORMANCE AND QUALIFICATION REQUIREMENTS.

2.1 PERFORMANCE IS DEPENDENT UPON CORRECT USAGE OF SUITABLE AEROBIC ADHESIVE UPON ADAPTER THREADS. (LOKTTITE TYPE 242 IS A SUITABLE ADHESIVE.)

3.0 TERMINATION PROCEDURE: RAYCHEM ES 61249.

4.0 USAGE: CONNECTORS ASSEMBLED FROM THESE KITS CAN HAVE THE CABLE DRESSED IN ANY ORIENTATION AROUND THE AXIS OF THE CONNETOR, CABLE SHOULD BE SECURED IN DESIRED ORIENTATION.

If this document is printed it becomes uncontrolled.  
Check with the web for latest revision.

|                           |        |  |         |      |                 |                         |     |
|---------------------------|--------|--|---------|------|-----------------|-------------------------|-----|
| CAD NAME: 003319-2        | DRAWN  |  | 88-24-6 | SIZE | CODE IDENT. NO. | DWG. NO.                | REV |
|                           | ISSUED |  |         | A    | 06090           | DK-621-X633R/X640R[-XX] | D   |
| DO NOT SCALE THIS DRAWING |        |  |         |      |                 | SHEET 2 OF 2            |     |

# Mouser Electronics

Authorized Distributor

Click to View Pricing, Inventory, Delivery & Lifecycle Information:

[TE Connectivity:](#)

[DK-621-1639R-4SCS1930](#)