DRAWING MADE IN THIRD ANGLE PROJECTION

1385867 ⇩ 1385867

/home/us014442/dm.tecmod

PART NUMBER	REV	FIRST USED
1385867-1	A	122500-1
1385867-2	A	565435-5

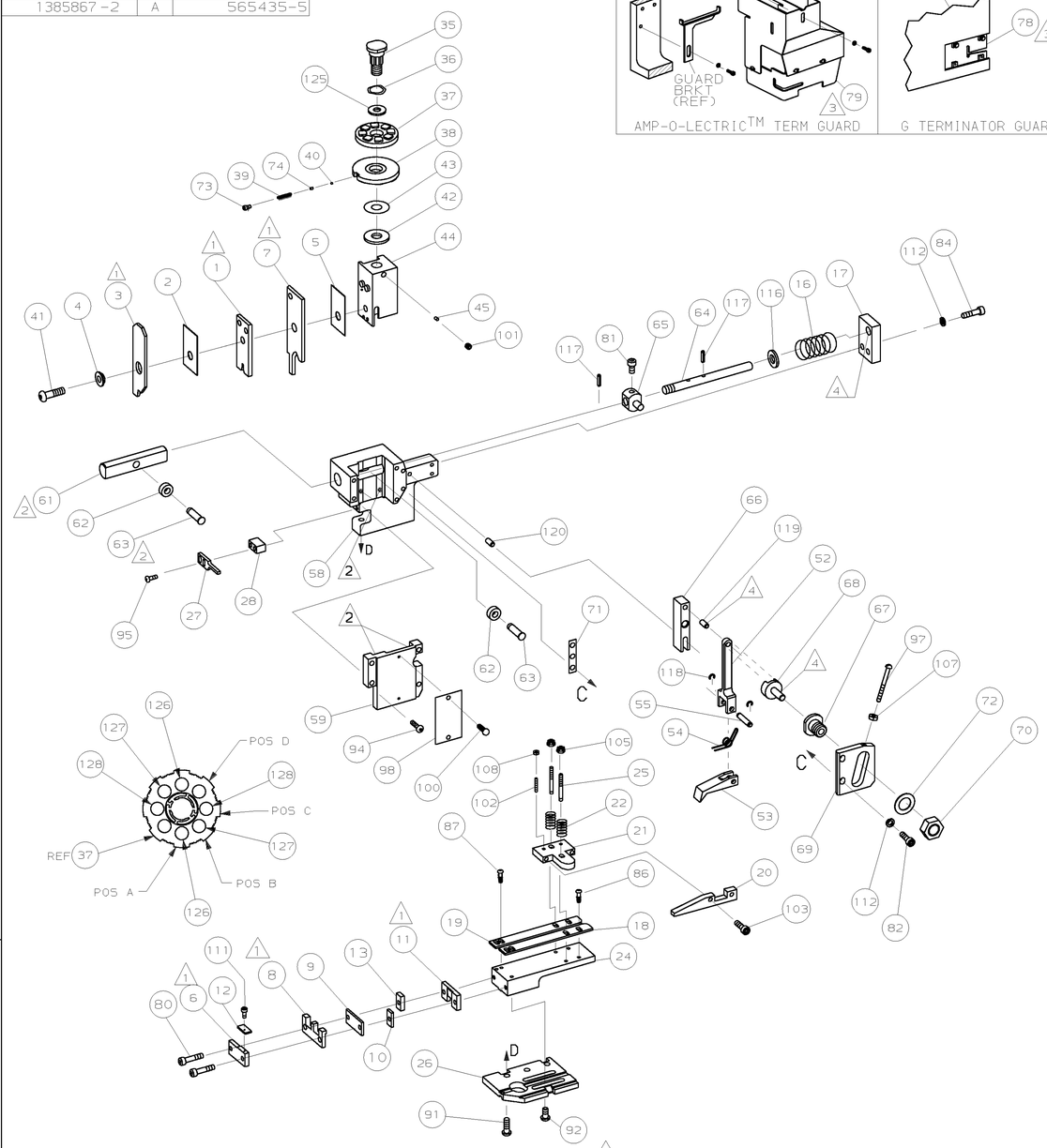

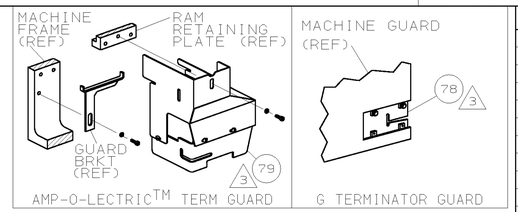

TERMINAL NAME: 2X0.8 FLAG FASTON TAB

1494218

AMP TERMINAL AMP CRIMP SPECS		
PAD LTR	CRIMP HEIGHT	WIRE SIZE
A	.057 ±.002 [1.45 ±0.05mm]	18
B	.050 ±.002 [1.27 ±0.05mm]	20
C	.049 ±.002 [1.24 ±0.05mm]	22
D	NOT	USED

CRIMP	SIZE	TYPE	RANGE
WIRE	.080 [2.03mm]	F	22-18
INSUL	.130 [3.30mm]	O	.110 MAX

WIRE STRIP LENGTH	TERM APPL SPEC	FEED	APPL INSTRUCTION	SET UP GAGE	LAYOUT
.156-.188	NONE	.356	408-8039	458638-1	L3069

-2	-1	U/M	DWG SIZE	PART NO	DESCRIPTION	ITEM NO
						129
2	2	-	C	3-354779-0	PIN, WIRE DISC (.3140)C	128
2	2	-	C	2-354779-9	PIN, WIRE DISC (.3135)B	127
2	2	-	C	1-354779-2	PIN, WIRE DISC (.3050)A	126
1	1	-	A	986950-1	WASHER, FLAT PRECISION	125
1	1	-	A	217238-1	GENERAL INSTRUCTION PACKAGE	124
1	1	-	-	4088039	EF APPL INST 408-8039	123
						122
						121
1	1	-	A	1-21030-6	PIN,DOWEL(ø.187×1.25)HSG	120
1	1	-	A	1-21030-1	PIN,DOWEL(ø.187x.50)LEVER	119
2	2	-	A	21045-3	RING,RET"C"(ø.187)FD PIN	118
2	2	-	A	5-21028-1	PIN,STD SPRING(ø.12)FD ADJ ROD	117
1	1	-	A	21899-4	WASHER,FLAT(ø5/16)SCR ADJ	116
						115
						114
						113
4	4	-	A	21024-5	WASHER,LOCK(NO.10)FD ROD GDE	112
1	1	-	A	1-21000-3	SCR,SHC(4-40X.25)TERM STOP	111
						110
						109
2	2	-	A	21018-4	NUT,HEX(4-40)DRAG	108
1	1	-	A	21018-5	NUT,HEX(6-32)FD ADJ PL	107
						106
2	2	-	A	21022-2	NUT,HEX SL(8-32)DRAG STUD	105
						104
2	2	-	A	1-21000-3	SCR,SHC(4-40X.25)DRAG ARM	103
2	2	-	A	2-21006-6	SCR,SKT SET(4-40×.62)DRAG	102
1	1	-	A	21009-2	SCR,SKT SET(1/4-20×.25)RAM	101
2	2	-	A	21017-2	SCR,DRIVE(#2×.19)ID PLATE	100
1	1	-	A	1-21002-7	SCR,BHC(6-32×.38)CAM	99
1	1	-	B	461264-1	PLATE, IDENTIFICATION	98
1	1	-	A	6-23715-5	SCR,PAN HD(6-32×1.50)FEED ADJ	97
						96
2	2	-	A	8-21002-9	SCR,BHC(8-32×1.00)STRIPPER	95
4	4	-	A	2-21002-9	SCR,BHC(10-32×.75)HSG CAP	94
						93
4	4	-	A	3-21002-3	SCR,BHC(1/4-20×.50)ST GD PL	92
3	3	-	A	2-22733-8	SCR,BHC(1/4-20×.62)BASE PL	91
						90
						89
						88
2	2	-	A	2-21002-2	SCR,BHC(8-32x.50)STRIP GUIDE	87
2	2	-	A	2-21002-1	SCR,BHC(8-32x.38)STRIP GUIDE	86
						85
2	2	-	A	3-21000-7	SCR,SHC(10-32×.75)FEED ROD GDE	84
						83
2	2	-	A	3-21000-6	SCR,SHC(10-32x.62)FEED ADJ PL	82
1	1	-	A	3-21000-4	SCR,SHC(10-32x.38)PIVOT BLOCK	81
2	2	-	A	3-21000-9	SCR,SHC(10-32×1.00)SHEAR PL	80
REF	-	-	A	455745-1	GUARD, WINDOW	79
-	REF	-	A	679532-1	INSERT, GUARD	78
						77
						76
						75
1	1	-	A	690603-1	SPRING, ASSIST	74
1	1	-	A	23030-1	SCR,SKT CAP(6-32x.25)CP DSC	73
1	1	-	A	458109-1	WASHER, FLAT (SPECIAL)	72
1	1	-	A	690517-1	SPACER	71

QTY REQD PER ASSY — PARTS LIST

-1	LEADMAKER & BENCH MODEL G	MECH POST FEED
-2	BENCH MODEL K	MECH POST FEED

-2	-1	U/M	DWG SIZE	PART NO	DESCRIPTION	ITEM NO
1	1	-	A	22594-8	NUT, HEX	70
1	1	-	B	240628-1	PLATE, ADJ	69
1	1	-	B	240626-1	SHAFT, PIVOT	68
1	1	-	B	240633-1	BUSHING	67
1	1	-	A	455680-1	LEVER, INTERMEDIATE	66
1	1	-	B	240629-1	BLOCK, PIVOT	65
1	1	-	A	240632-2	SCR, ADJ	64
1	1	-	B	240659-3	PIN, CAM ROLLER	63
1	1	-	B	240658-1	CAM, ROLLER	62
1	1	-	B	454398-1	ROD, FEED	61
						60
1	1	-	C	454220-1	CAP, RAM	59
1	1	-	D	453736-1	HOUSING	58
						57
						56
1	1	-	B	240624-1	PIN, FEED FINGER	55
1	1	-	B	691499-1	SPRING, FEED FINGER	54
1	1	-	B	690626-8	FINGER, FEED	53
1	1	-	B	240634-3	LEVER, TERMINAL	52
						51
						50
						49
1	-	-	B	690501-3	CAM, POST FEED 1 1/8 ST	48
-	1	-	B	690501-4	CAM, POST-FEED 1 5/8 ST	47
						46
1	1	-	A	690191-1	PLUG, NYLON	45
1	1	-	C	455674-3	RAM	44
1	1	-	A	690125-1	WASHER, LAMINATED	43
1	1	-	A	690124-4	WASHER, RAM	42
1	1	-	A	7-21002-9	BOLT, CRIMPER(5/16-24×1.00)	41
1	1	-	A	23241-6	BALL, STEEL	40
1	1	-	A	690170-1	SPRING, COMPRESSION	39
1	1	-	C	1-690142-1	DISC, INSULATION	38
1	1	-	D	354777-1	DISC, WIRE	37
1	1	-	A	22480-5	WASHER, SPRING	36
1	1	-	B	690212-1	POST, RAM	35
						34
						33
						32
						31
						30
						29
1	1	-	B	4-690451-5	SPACER, STRIPPER	28
1	1	-	A	240639-1	STRIPPER	27
1	1	-	C	459717-1	PLATE, BASE	26
2	2	-	A	22354-8	DRAG, STUD	25
1	1	-	B	455678-1	PLATE, STRIP GUIDE	24
						23
2	2	-	A	22281-9	SPRING, DRAG	22
1	1	-	A3	464451-1	ARM, STOCK DRAG	21
1	1	-	A3	1-464452-1	DRAG, STOCK	20
1	1	-	B	454204-8	GUIDE, STRIP (REAR)	19
1	1	-	C	690871-5	GUIDE, STRIP (FRONT)	18
1	1	-	A	454178-1	GUIDE, FEED ROD	17
1	1	-	A	4-22284-9	SPRING, FEED RETURN	16
						15
						14
1	1	-	B	240645-7	SPACER, SHEAR PLATE (REAR)	13
1	1	-	A	690815-3	TERMINAL STOP	12
1	1	-	B	690814-1	PLATE, REAR SHEAR	11
1	1	-	B	240645-2	SPACER, SHEAR PLATE (FRONT)	10
1	1	-	B	690619-6	PLATE, RETAINING	9
1	1	-	D	4-690618-9	ANVIL, WIRE	8
1	1	-	B	461297-3	BLADE, SLUG	7
1	1	-	D	690816-2	ANVIL, INSULATION	6
1	1	-	B	455888-5	SPACER, SLUG BLADE	5
1	1	-	B	2-238009-5	SPACER, BLOCK CRIMPER	4
1	1	-	C	1804375-1	CRIMPER, INSULATION	3
1	1	-	B	1-455888-0	SPACER, CRIMPER	2
1	1	-	C	4-459736-2	CRIMPER, WIRE	1

QTY REQD PER ASSY — PARTS LIST

1 RECOMMENDED SPARE PARTS.

2 GREASE LIGHTLY.

3 GUARD MUST BE IN PLACE WHEN OPERATING APPLICATOR IN A BENCH MACHINE.

4 LUBRICATE DAILY USING NO. 20 MACHINE OIL.

5 ITEM 78 USED WITH G TERMINATOR ONLY.

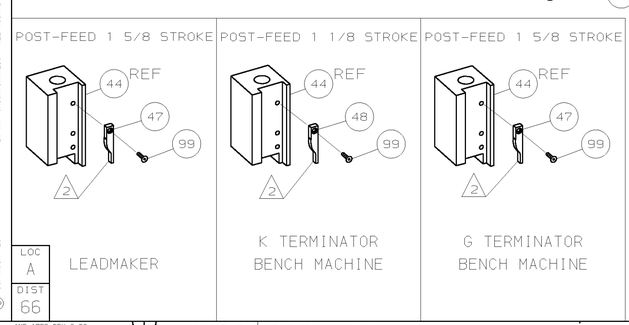

P	F	LTR	REVISION RECORD	APP	DATE
		A	REVD	CE	FEB04

DIMENSIONS IN INCHES. DO NOT SCALE PRINT. TOLERANCES UNLESS OTHERWISE SPECIFIED: 2 PLC DEC ±- 3 PLC DEC ±- 4 PLC DEC ±- ANGLES ± - SURF TEXTURE: √ REMOVE BURRS, BREAK SHARP EDGES R.015 MAX

REVISION OF EACH ASSY NO (WHEN BLANK, USE DWG REVISION)

MATL – –	HT TR – –	FIN – –	
DR 15DEC04 C.ERISMAN	APP 15DEC04 T.ELBIN	AMP Tyco Electronics Harrisburg, PA 17105-3608	
CHK – –	REL – –		
NAME END FEED HDM APPLICATOR		MACHINE REF MINI APPL	
SCALE –	D DWG NO 1385867	SHEET 1 OF 1	REV A
CAGE CODE 00779	CUSTOMER AND ASSEMBLY DRAWING	RESTRICTED TO –	

THIS DRAWING IS A CONTROLLED DOCUMENT.

THIS DRAWING IS UNPUBLISHED. © COPYRIGHT 20 . RELEASED FOR PUBLICATION: . BY AMP INCORPORATED. ALL RIGHTS RESERVED.

LOC A DIST 66

AMP 1756 REV 3-92 04-FEB-05 15:09:23 us014442

8 7 6 5 4 3

Mouser Electronics

Authorized Distributor

Click to View Pricing, Inventory, Delivery & Lifecycle Information:

TE Connectivity:

1385867-2