

## Bus coupler - IBS ST 24 BK DIO 8/8/3-T - 2752411

Please be informed that the data shown in this PDF Document is generated from our Online Catalog. Please find the complete data in the user's documentation. Our General Terms of Use for Downloads are valid (<http://phoenixcontact.com/download>)



INTERBUS-ST I/O bus terminal module, 8 digital inputs, 8 digital outputs, 500 mA, I/Os additionally available via FLK plug, IP20 protection, consisting of: Terminal part with screw connection and module electronics

The illustration shows version IBS  
ST 24 BK DIO 8/8/3-LK

### Product Description

INTERBUS ST bus terminal modules with additional interfaces (I/O)

In addition to the actual bus terminal module functions, 8 digital inputs and 8 digital outputs are integrated into the INTERBUS input/output bus terminal modules. On top of this, the modules can be extended by up to four INTERBUS-ST input/output modules. All the bus terminal module functions, such as switching of the input/output modules from the INTERBUS network remain available without restrictions.

This bus terminal module is particularly suitable for use in applications for which very little space is available, or where only a few input/output points are required.

The IBS ST 24 BK DIO 8/8/3-T or -LK modules provide the option of assigning inputs and outputs either by screw terminal blocks in the termination block, or using an FLK system connector. This permits the ELR 319 electronic load relay or VARIOFACE input/output modules to be connected simply using 14-pos. FLK connectors.

The IBS ST 24 BK RB-T or IBS ST 24 BK RB-LK modules have an additional remote bus branch. This remote bus branch has the same restrictions regarding structure as any remote bus. All devices with remote bus interface can be linked in here.

All INTERBUS bus terminal modules make it possible to individually enable/disable the additional bus interfaces. To some extent, they perform the role of two bus terminal modules in the INTERBUS system and are also treated as such in the address lists and configuring software (CMD).


Note: When configuring buses branching off from the bus terminal modules, please observe the topology supported by INTERBUS controller boards.

### Product Features

- Copper or fiber optic connection
- Additional remote/local bus branches
- Additional I/Os onboard



### Key Commercial Data

Packing unit	1 pc
GTIN	 4 017918 105105
Weight per Piece (excluding packing)	768.5 g
Custom tariff number	85389091

# Bus coupler - IBS ST 24 BK DIO 8/8/3-T - 2752411

Country of origin	Germany
-------------------	---------

## Technical data

### Note

Utilization restriction	EMC: class A product, see manufacturer's declaration in the download area
-------------------------	---

### Dimensions

Width	118 mm
Height	117 mm
Depth	116 mm

### Ambient conditions

Ambient temperature (operation)	0 °C ... 55 °C
Ambient temperature (storage/transport)	-25 °C ... 70 °C
Permissible humidity (operation)	75 % (on average, 85% infrequently, non-condensing)
Permissible humidity (storage/transport)	75 % (on average, 85% infrequently, non-condensing)
Air pressure (operation)	80 kPa ... 106 kPa (up to 2000 m above mean sea level)
Air pressure (storage/transport)	80 kPa ... 106 kPa (up to 2000 m above mean sea level)
Degree of protection	IP20

### Interfaces

Fieldbus system	INTERBUS
Designation	INTERBUS
Connection method	9-pos. D-SUB plug/socket
Designation connection point	Incoming/Outgoing Remote Bus
Number of positions	9
Fieldbus system	Lokalbus
Designation	ST local bus
Connection method	ST local bus connector
Transmission speed	500 kBit/s

### Digital inputs

Input name	Digital inputs
Connection method	Screw-cage terminal blocks or FLK connectors
	3-conductor
Number of inputs	8
Typical response time	≥ 1 ms (typical)
Protective circuit	Overload protection Fuse in header
Input voltage	24 V DC
Input voltage range "0" signal	-30 V DC ... 5 V DC
Input voltage range "1" signal	13 V DC ... 30 V DC

# Bus coupler - IBS ST 24 BK DIO 8/8/3-T - 2752411

## Technical data

### Digital inputs

Nominal input current at $U_{IN}$	typ. 5 mA (per channel)
-----------------------------------	-------------------------

### Digital outputs

Output name	Digital outputs
Connection method	Screw-cage terminal blocks or FLK connectors
	3-conductor
Number of outputs	8
Protective circuit	Short-circuit protection Electronic
Maximum output current per channel	500 mA
Maximum output current per module / terminal block	4 A
Maximum output current per group	2 A

### Power supply for module electronics

Supply voltage	24 V DC
Supply voltage range	18.5 V DC ... 30.5 V DC (including ripple)
Ripple	3.6 V <sub>pp</sub> within the allowable voltage range
Current consumption	typ. 150 mA

### General

Mounting type	DIN rail
Net weight	690 g

### Standards and Regulations

Test section	Incoming remote bus / Outgoing remote bus 500 V AC 50 Hz 1 min.
	Incoming remote bus / I/O interface 500 V AC 50 Hz 1 min.
	Incoming remote bus/ST interface 500 V AC 50 Hz 1 min.
Connection in acc. with standard	CUL
Protection class	III, IEC 61140, EN 61140, VDE 0140-1

## Classifications

### eCl@ss

eCl@ss 4.0	27250203
eCl@ss 4.1	27250203
eCl@ss 5.0	27250203
eCl@ss 5.1	27242608
eCl@ss 6.0	27242608
eCl@ss 7.0	27242608
eCl@ss 8.0	27242604

## Bus coupler - IBS ST 24 BK DIO 8/8/3-T - 2752411

### Classifications

eCl@ss

eCl@ss 9.0	27242604
------------	----------

### ETIM

ETIM 2.0	EC001434
ETIM 3.0	EC001604
ETIM 4.0	EC001604
ETIM 5.0	EC001599

### UNSPSC

UNSPSC 6.01	43172015
UNSPSC 7.0901	43201404
UNSPSC 11	43172015
UNSPSC 12.01	43201404
UNSPSC 13.2	43201404

### Approvals

#### Approvals

---

Approvals

UL Recognized / cUL Recognized / INTERBUS CLUB / EAC / cULus Recognized

---


Ex Approvals

---

Approvals submitted


---

#### Approval details

UL Recognized 	
mm²/AWG/kcmil	30-12

## Bus coupler - IBS ST 24 BK DIO 8/8/3-T - 2752411

### Approvals

cUL Recognized 	
mm²/AWG/kcmil	30-12

INTERBUS CLUB
---------------

EAC
-----

cULus Recognized  US
---

### Accessories

#### Accessories

#### Bridge

Jumper - IB ST LBC - 2836492



Spare local bus cable, for INTERBUS-ST modules

Insertion bridge - EB 84 IB ST BU - 2836269



Insertion bridges, divisible, isolated comb spine, color blue, 84-pos.

## Bus coupler - IBS ST 24 BK DIO 8/8/3-T - 2752411

### Accessories

Insertion bridge - EB 84 IB ST RD - 2836272



Insertion bridges, divisible, isolated comb spine, color red, 84-pos.

---

### Fuse

Fuse - IBS TR5 1AT - 2806600



Replacement fuse, for INTERBUS-ST modules

---

Fuse - IBS TR5 3,15AF - 2719250



Replacement fuse, for INTERBUS-ST modules

---

### I/O component

Replacement electronics module - IBS STME 24 BK DIO 8/8/3-T - 2752961



Replacement module electronics for IBS ST (ZF) 24 BK DIP 8/8/3-T

---

### Spare parts

## Bus coupler - IBS ST 24 BK DIO 8/8/3-T - 2752411

### Accessories

Jumper - IB ST LBC - 2836492



Spare local bus cable, for INTERBUS-ST modules

---

Fuse - IBS TR5 1AT - 2806600



Replacement fuse, for INTERBUS-ST modules

---

Fuse - IBS TR5 3,15AF - 2719250



Replacement fuse, for INTERBUS-ST modules

---

Replacement electronics module - IBS STME 24 BK DIO 8/8/3-T - 2752961



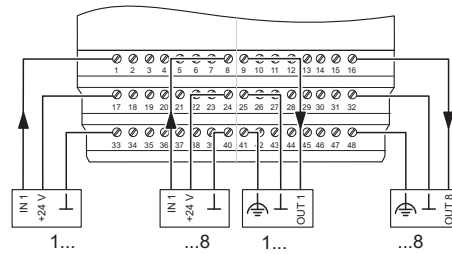
Replacement module electronics for IBS ST (ZF) 24 BK DIP 8/8/3-T

---

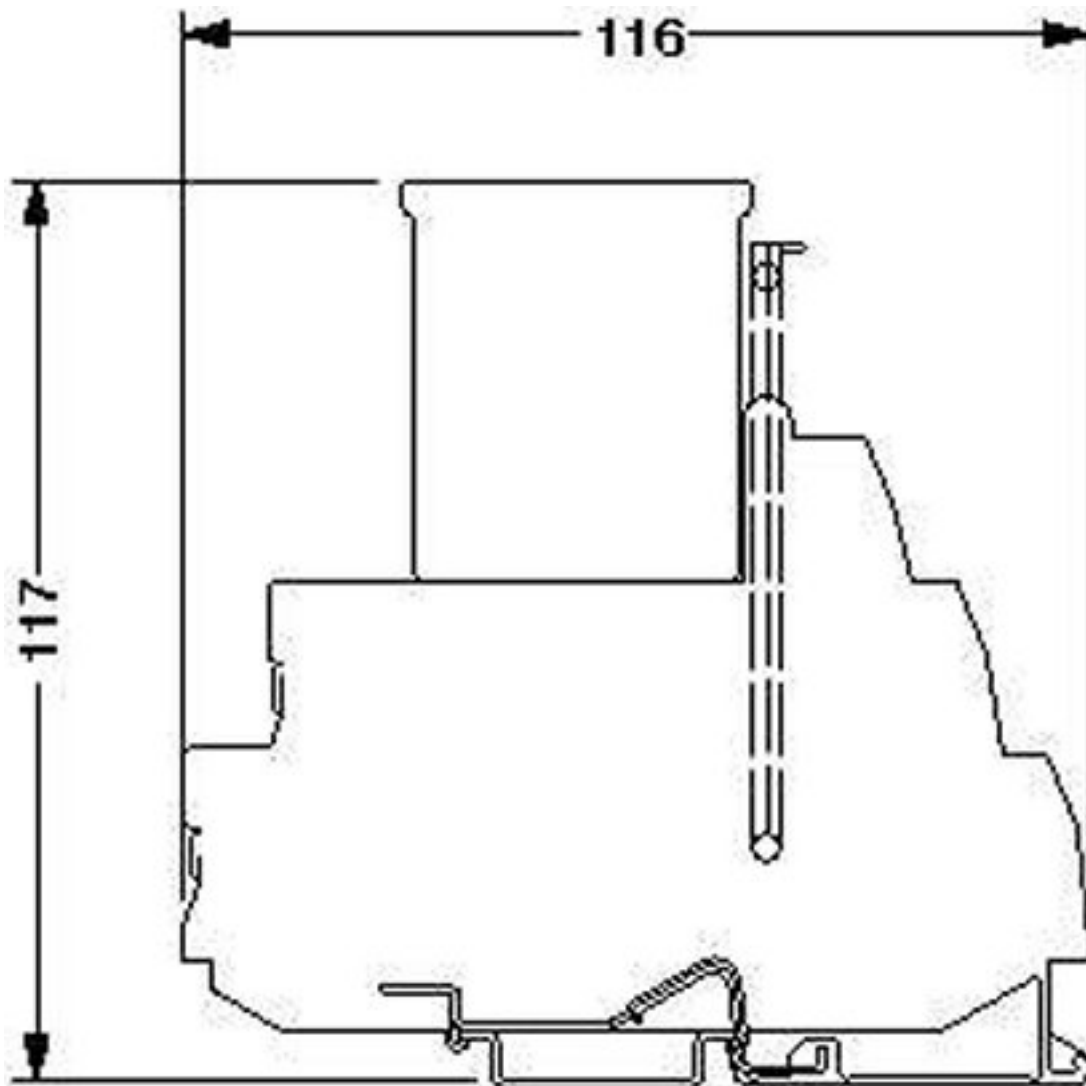
### Drawings

## Bus coupler - IBS ST 24 BK DIO 8/8/3-T - 2752411

Connection diagram



Dimensional drawing







# Mouser Electronics

Authorized Distributor

Click to View Pricing, Inventory, Delivery & Lifecycle Information:

Phoenix Contact:

2752411