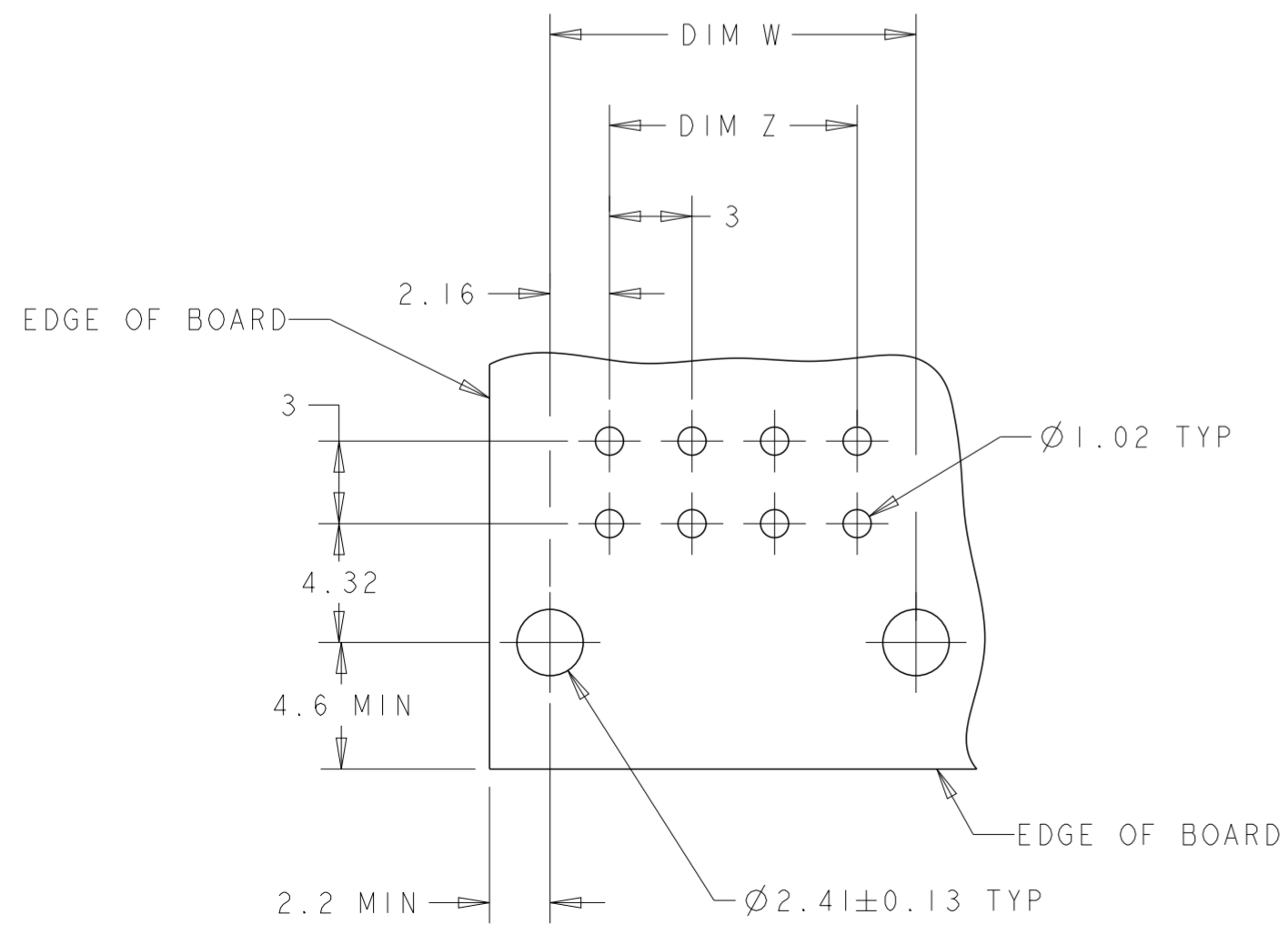
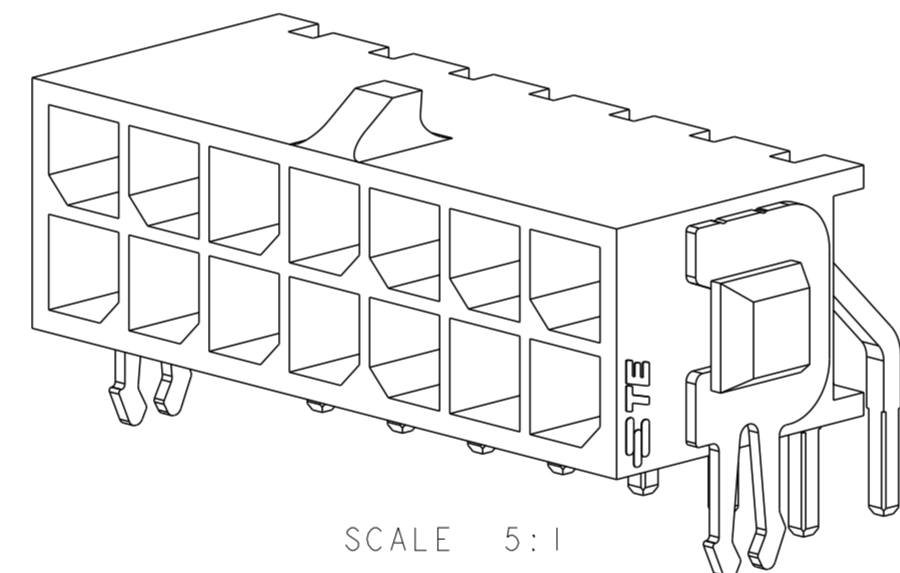
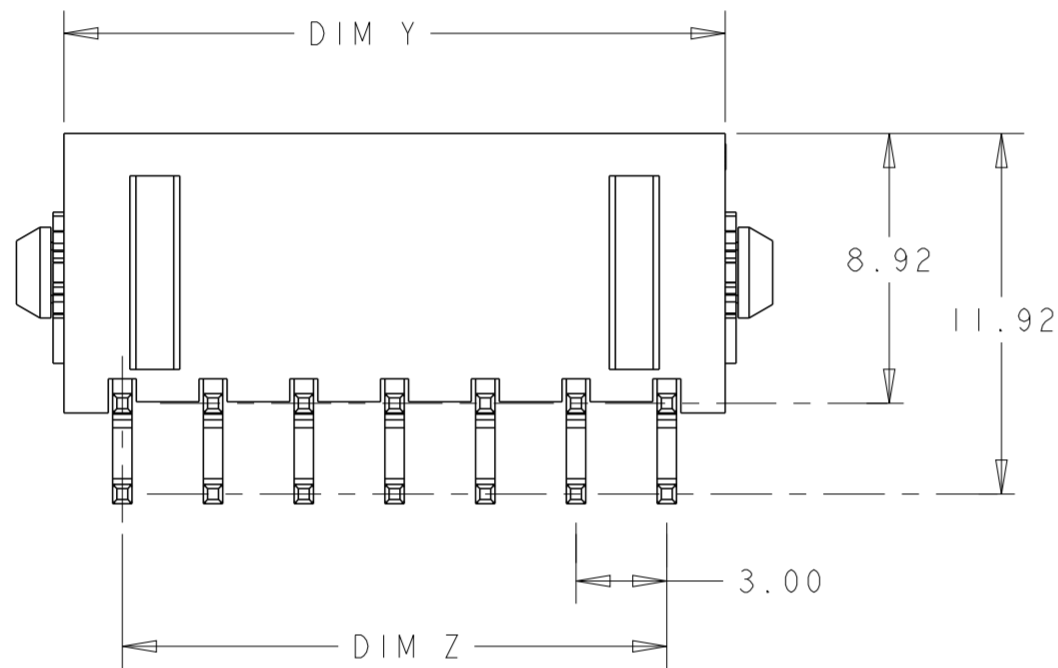
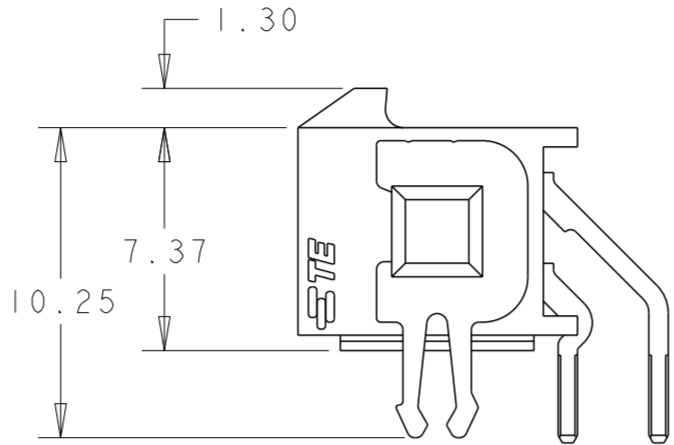
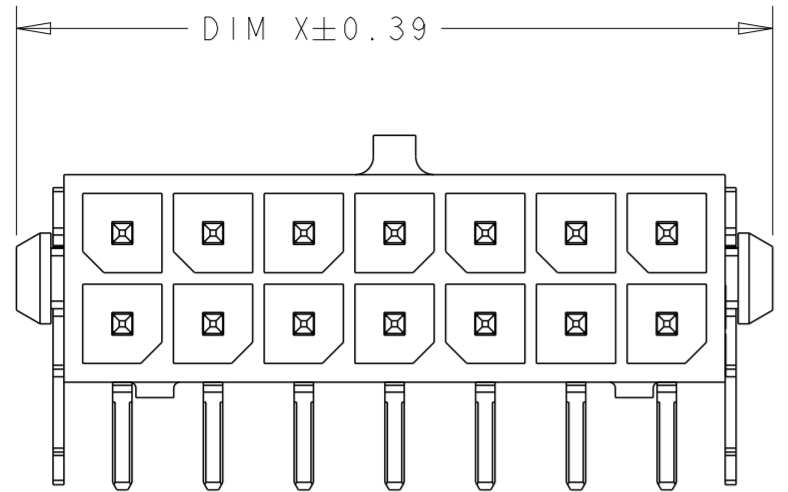


THIS DRAWING IS UNPUBLISHED. RELEASED FOR PUBLICATION 20
 © COPYRIGHT 20 BY - ALL RIGHTS RESERVED.

REVISIONS					
P	LTR	DESCRIPTION	DATE	DWN	APVD
	G1	REVISED PER ECR-16-011494	21JUN2017	NK	CX



RECOMMENDED PCB LAYOUT (COMPONENT SIDE) 4

- 1 MATERIAL;
CONTACTS - BRASS.
HOUSING - UL 94V-0 RATED HIGH TEMP NYLON, COLOR; BLACK.
- 2 PLATING;
CONTACTS - 0.38µm MINIMUM GOLD OVER 2.54µm MINIMUM NICKEL ON MATING AREA. 2.54µm TIN-LEAD MINIMUM OVER 2.54µm NICKEL MINIMUM ON SOLDER TAILS.
HOLDDOWNS - 2.54µm TIN-LEAD MINIMUM OVER 2.54µm NICKEL
- 4 RECOMMENDED PC BOARD THICKNESS OF 1.57.
- 5 PLATING;
CONTACTS - 0.38µm MINIMUM GOLD OVER 2.54µm MINIMUM NICKEL ON MATING AREA. 2.54µm MATTE TIN MINIMUM OVER 2.54µm NICKEL MINIMUM ON SOLDER TAILS.
HOLDDOWNS - 2.54µm MATTE TIN MINIMUM OVER 2.54µm NICKEL

FINISH	DIM Y	DIM W	DIM Z	DIM X	NO. OF POSN.	PART NUMBER
5	36.86	37.30	33.00	40.00	24	5-794678-4
5	33.86	34.30	30.00	37.00	22	5-794678-2
5	30.86	31.30	27.00	34.00	20	5-794678-0
5	27.86	28.30	24.00	31.00	18	4-794678-8
5	24.86	25.30	21.00	28.00	16	4-794678-6
5	21.86	22.30	18.00	25.00	14	4-794678-4
5	18.86	19.30	15.00	22.00	12	4-794678-2
5	15.86	16.30	12.00	19.00	10	4-794678-0
5	12.86	13.30	9.00	16.00	8	3-794678-8
5	9.86	10.30	6.00	13.00	6	3-794678-6
5	6.86	7.30	3.00	10.00	4	3-794678-4
5	3.86	4.30	-	7.00	2	3-794678-2
2	36.86	37.30	33.00	40.00	24	2-794678-4
2	33.86	34.30	30.00	37.00	22	2-794678-2
2	30.86	31.30	27.00	34.00	20	2-794678-0
2	27.86	28.30	24.00	31.00	18	+794678-8
2	24.86	25.30	21.00	28.00	16	+794678-6
2	21.86	22.30	18.00	25.00	14	+794678-4
2	18.86	19.30	15.00	22.00	12	+794678-2
2	15.86	16.30	12.00	19.00	10	+794678-0
2	12.86	13.30	9.00	16.00	8	794678-8
2	9.86	10.30	6.00	13.00	6	794678-6
2	6.86	7.30	3.00	10.00	4	794678-4
2	3.86	4.30	-	7.00	2	794678-2

SUPERSEDED BY 5-794678-4	2	36.86	37.30	33.00	40.00	24	2-794678-4
SUPERSEDED BY 5-794678-2	2	33.86	34.30	30.00	37.00	22	2-794678-2
SUPERSEDED BY 5-794678-0	2	30.86	31.30	27.00	34.00	20	2-794678-0
SUPERSEDED BY 4-794678-8	2	27.86	28.30	24.00	31.00	18	+794678-8
SUPERSEDED BY 4-794678-6	2	24.86	25.30	21.00	28.00	16	+794678-6
SUPERSEDED BY 4-794678-4	2	21.86	22.30	18.00	25.00	14	+794678-4
SUPERSEDED BY 4-794678-2	2	18.86	19.30	15.00	22.00	12	+794678-2
SUPERSEDED BY 4-794678-0	2	15.86	16.30	12.00	19.00	10	+794678-0
SUPERSEDED BY 3-794678-8	2	12.86	13.30	9.00	16.00	8	794678-8
SUPERSEDED BY 3-794678-6	2	9.86	10.30	6.00	13.00	6	794678-6
SUPERSEDED BY 3-794678-4	2	6.86	7.30	3.00	10.00	4	794678-4
SUPERSEDED BY 3-794678-2	2	3.86	4.30	-	7.00	2	794678-2

THIS DRAWING IS A CONTROLLED DOCUMENT.		DWN B. HAYMAKER 12AUG99	TE Connectivity		
DIMENSIONS: mm		CHK K. COBLE 12AUG99			
TOLERANCES UNLESS OTHERWISE SPECIFIED:		APVD K. COBLE 12AUG99	NAME THRU-HOLE, RIGHT ANGLE, 15 GOLD HEADER, MECHANICAL BOARDLOCK, DUAL ROW, MICRO MATE MATE-N-LOK™		
0 PLC ±		PRODUCT SPEC	SIZE		
1 PLC ±		APPLICATION SPEC	CAGE CODE		
2 PLC ±0.13		WEIGHT	DRAWING NO		
3 PLC ±		CUSTOMER DRAWING	A200779C-794678		
4 PLC ±		SCALE 4:1	SHEET 1 OF 1		
ANGLES ±		REV G1			
FINISH					
SEE TABLE					

Mouser Electronics

Authorized Distributor

Click to View Pricing, Inventory, Delivery & Lifecycle Information:

[TE Connectivity:](#)

[4-794678-0](#)