

Schottky Diode Gen ²

preliminary

$$V_{RRM} = 45V$$


$$I_{FAV} = 2 \times 15A$$

$$V_F = 0.63V$$

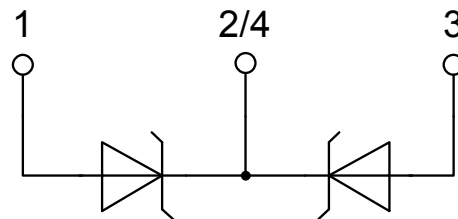
High Performance Schottky Diode
Low Loss and Soft Recovery
Common Cathode

Part number

DSA30C45PC



Backside: cathode

**Features / Advantages:**

- Very low V_f
- Extremely low switching losses
- Low I_{rm} values
- Improved thermal behaviour
- High reliability circuit operation
- Low voltage peaks for reduced protection circuits
- Low noise switching

Applications:

- Rectifiers in switch mode power supplies (SMPS)
- Free wheeling diode in low voltage converters

Package: TO-263 (D2Pak)

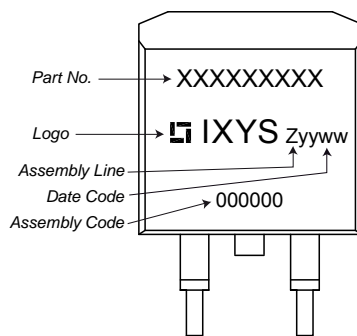
- Industry standard outline
- RoHS compliant
- Epoxy meets UL 94V-0

Schottky				Ratings			
Symbol	Definition	Conditions		min.	typ.	max.	Unit
V_{RSM}	max. non-repetitive reverse blocking voltage					45	V
V_{RRM}	max. repetitive reverse blocking voltage					45	V
I_R	reverse current, drain current	$V_R = 45\text{ V}$		$T_{VJ} = 25^\circ\text{C}$		250	μA
		$V_R = 45\text{ V}$		$T_{VJ} = 125^\circ\text{C}$		2.5	mA
V_F	forward voltage drop	$I_F = 15\text{ A}$		$T_{VJ} = 25^\circ\text{C}$		0.75	V
		$I_F = 30\text{ A}$				0.91	V
		$I_F = 15\text{ A}$		$T_{VJ} = 125^\circ\text{C}$		0.63	V
		$I_F = 30\text{ A}$				0.79	V
I_{FAV}	average forward current	$T_C = 155^\circ\text{C}$	rectangular	$T_{VJ} = 175^\circ\text{C}$		15	A
V_{FO}	threshold voltage			$T_{VJ} = 175^\circ\text{C}$		0.42	V
r_F	slope resistance					9.9	m Ω
R_{thJC}	thermal resistance junction to case					1.75	K/W
R_{thCH}	thermal resistance case to heatsink				0.25		K/W
P_{tot}	total power dissipation			$T_C = 25^\circ\text{C}$		85	W
I_{FSM}	max. forward surge current	$t = 10\text{ ms}; (50\text{ Hz}), \text{ sine}; V_R = 0\text{ V}$		$T_{VJ} = 45^\circ\text{C}$		340	A
C_J	junction capacitance	$V_R = 5\text{ V}$	$f = 1\text{ MHz}$	$T_{VJ} = 25^\circ\text{C}$		497	pF

preliminary

Package TO-263 (D2Pak)			Ratings			
Symbol	Definition	Conditions	min.	typ.	max.	Unit
I_{RMS}	RMS current	per terminal			35	A
T_{VJ}	virtual junction temperature		-55		175	°C
T_{op}	operation temperature		-55		150	°C
T_{stg}	storage temperature		-55		150	°C
Weight				2		g
F_C	mounting force with clip		20		60	N

Product Marking



Part number

- D = Diode
- S = Schottky Diode
- A = low VF
- 30 = Current Rating [A]
- C = Common Cathode
- 45 = Reverse Voltage [V]
- PC = TO-263AB (D2Pak) (2)

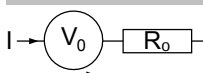
Ordering	Part Number	Marking on Product	Delivery Mode	Quantity	Code No.
Standard	DSA30C45PC	DSA30C45PC	Tape & Reel	800	512243

Similar Part	Package	Voltage class
DSA30C45PB	TO-220AB (3)	45
DSA30C45HB	TO-247AD (3)	45

Equivalent Circuits for Simulation

* on die level

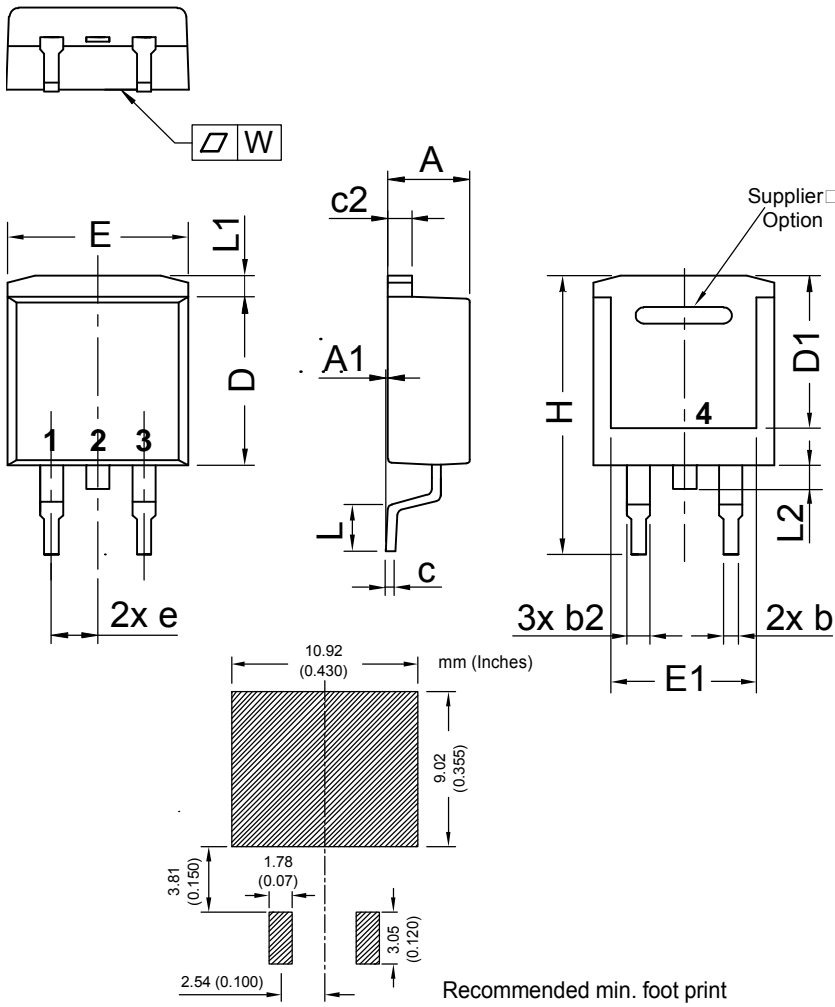
$T_{VJ} = 175\text{ °C}$



Schottky

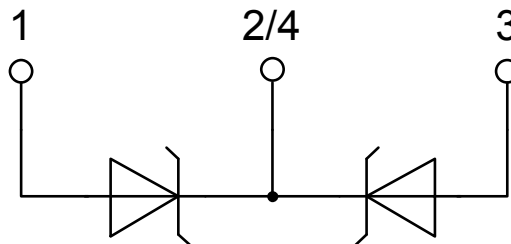
$V_{0\ max}$	threshold voltage	0.42	V
$R_{0\ max}$	slope resistance *	6.7	mΩ

Outlines TO-263 (D2Pak)



Dim.	Millimeter		Inches	
	min	max	min	max
A	4.06	4.83	0.160	0.190
A1	typ. 0.10		typ. 0.004	
A2	2.41		0.095	
b	0.51	0.99	0.020	0.039
b2	1.14	1.40	0.045	0.055
c	0.40	0.74	0.016	0.029
c2	1.14	1.40	0.045	0.055
D	8.38	9.40	0.330	0.370
D1	8.00	8.89	0.315	0.350
D2	2.5		0.098	
E	9.65	10.41	0.380	0.410
E1	6.22	8.50	0.245	0.335
e	2.54 BSC		0.100 BSC	
e1	4.28		0.169	
H	14.61	15.88	0.575	0.625
L	1.78	2.79	0.070	0.110
L1	1.02	1.68	0.040	0.066
W	typ. 0.02	0.040	typ. 0.0008	0.002

All dimensions conform with and/or within JEDEC standard.



Mouser Electronics

Authorized Distributor

Click to View Pricing, Inventory, Delivery & Lifecycle Information:

[IXYS:](#)

[DSA30C45PC](#)