

Connectors for Mini ISO Relays

Connectors in 3 different versions

■ PCB Socket


With the solderable connector Mini ISO relays with plug-in terminals can be mounted on leadframes. This allows easy and reasonable replacement in case of service.

■ Connector

5 pole connector with snap-in pin to lock in frame.

■ Connector with mounting flap

5 pole connector that can be mounted individually or interlocked. The connector has a snap-in pin to lock in frame. The mounting bracket also allows screw-on. The mounting bracket also allows screw-on.



Technical Data

Weight

PCB socket	approx. 7.0g (0.25oz)
Connector	approx. 3.9g (0.14oz)
Connector with mounting flap	approx. 20.6g (0.73oz)

Storage conditions according to IEC600688¹⁾

Packaging/unit

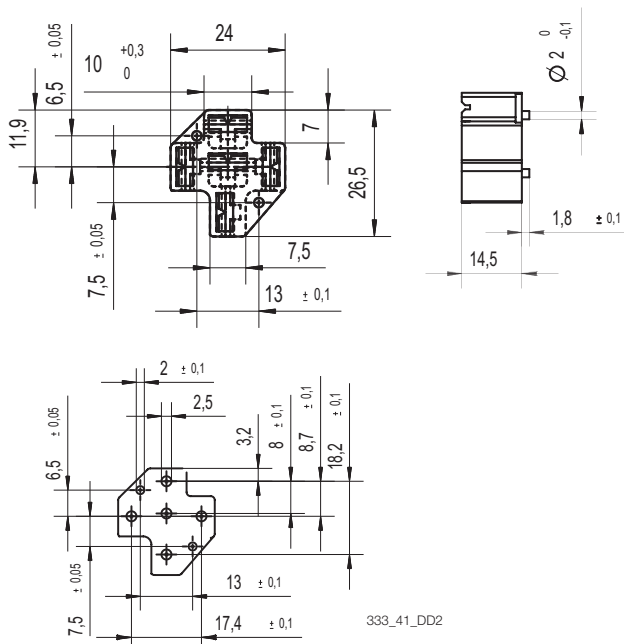
PCB socket (V23333-Z0002-B041)	500 pcs.
Connector (V23333-Z0001-A007)	500 pcs.
Connector with mounting flap (V23333-Z1001-A008)	200 pcs.

¹⁾ For general storage and processing recommendations please refer to the Application Notes and especially to storage in our Definitions or at <http://relays.te.com/appnotes/>

Dimensions

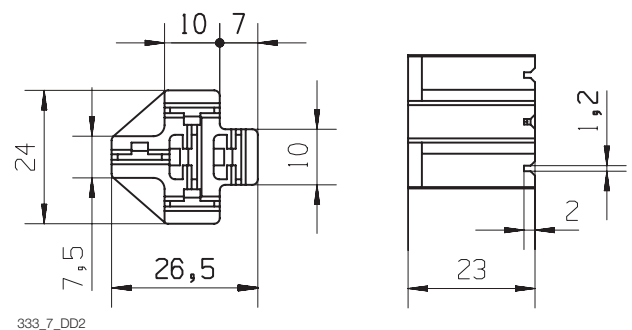
PCB socket V23333-Z0002-A041

Mounting recommendation: to keep insertion force away from the PCB the soldering of the socket to the PCB should be done with already inserted relay.



Connector V23333-Z0001-A007

Terminals to be ordered separately.



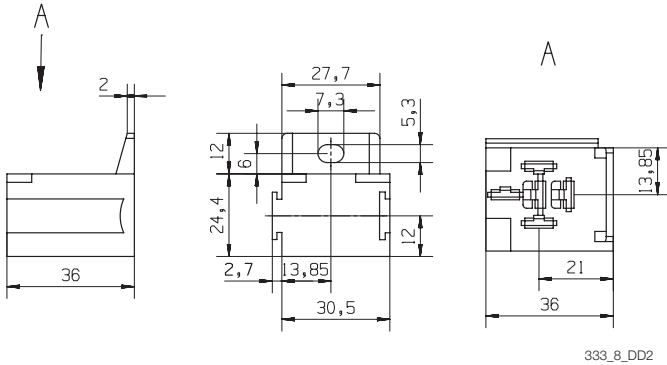
333_7_DD2

333_41_DD2

Connectors for Mini ISO Relays

Connector with mounting flap V23333-Z1001-A008

To be mounted individually or can be interlocked.
Terminals to be ordered separately.



		Selection of fitting crimp terminals ²⁾ (Ph. bronze tin plated) ³⁾							
Part numbers for connectors		Terminal size	Wire mm ²	Use for	Quantity required		Use in cavities		Part number for crimp terminals
Product code	Part number				Form A	Form C	Form A	Form C	
V23333-Z0002-A041	2-1904045-4	–	–	–	–	–	–	–	–
V23333-Z0001-A007	1-1904045-1	6.3 x 0.8 6.3 x 0.8	0.5 - 1.5 1.0 - 2.5	Coil Load	2 2	2 3	1 and 2 3 and 5	1 and 2 3,4 and 5	5-160526-9 160927-4
V23333-Z1001-A008	1-1904045-2	6.3 x 0.8 6.3 x 0.8	0.5 - 1.5 1.0 - 2.5	Coil Load	2 2	2 3	1 and 2 3 and 5	1 and 2 3,4 and 5	5-160526-9 160927-4

2) Crimp terminals to be ordered separately.

3) Mentioned crimp terminals are delivered in strip-form, loose pieces and hand tool available on request.

Mouser Electronics

Authorized Distributor

Click to View Pricing, Inventory, Delivery & Lifecycle Information:

[TE Connectivity:](#)

[V23333Z0002A041](#) [2-1904045-4](#)