




(2.00 mm) .0787"



TMM SERIES

LOW-PROFILE SMT HEADER

SPECIFICATIONS

For complete specifications and recommended PCB layouts see www.samtec.com/TMM

Insulator Material:

Black Liquid Crystal Polymer

Terminal Material:

Phosphor Bronze

Plating:

Sn or Au over

50 μm (1.27 μm) Ni

Current Rating:

3.2 A per pin

(2 pins powered)

Operating Temp Range:

-55 °C to +105 °C with Tin;

-55 °C to +125 °C with Gold

Voltage Rating:

281 VAC mated with SQW;

250 VAC mated with SQT

RoHS Compliant:

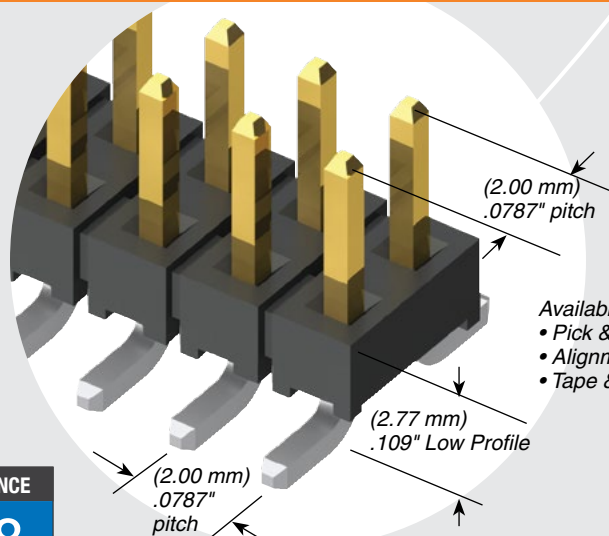
Yes

Board Mates:

CLT, SQT, SQW, ESQT,
TLE, SMM, MMS

Cable Mates:

TCSD



Available with optional

- Pick & place pads
- Alignment pins
- Tape & reel packaging

PROCESSING

Lead-Free Solderable:

Yes

SMT Lead Coplanarity:

(0.15 mm) .006" max*

*(.004" stencil solution

may be available; contact

IPG@samtec.com)

RECOGNITIONS

For complete scope of recognitions see www.samtec.com/quality



ALSO AVAILABLE (MOQ Required)

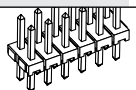
- Other platings

Note:

Some sizes, styles and options are non-standard, non-returnable.

Other Solutions

Through-hole



2 mm Shunt

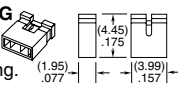
Specify

2SN-BK-G

for 2 mm

shunt with

Gold plating.

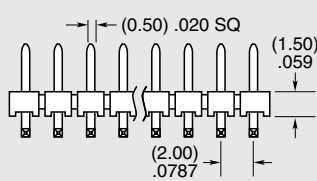
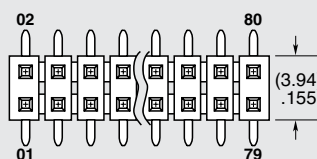
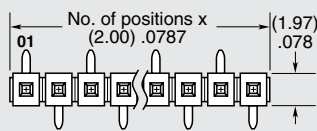


HIGH-SPEED CHANNEL PERFORMANCE

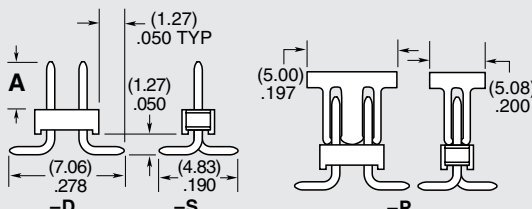
Rating based on Samtec reference channel. For full SI performance data visit Samtec.com or contact SIG@samtec.com

8 Gbps

| TMM | 1 | NO. PINS PER ROW | LEAD STYLE | PLATING OPTION | ROW OPTION | SM | OTHER OPTION |
|-----|---|------------------|--------------------------------------|---|---|----|---|
| | | 02 thru 40 | Specify LEAD STYLE from chart below. | <p>-F = Gold flash on post, Matte Tin on tail</p> <p>-L = 10 μm (0.25 μm) Gold on post, Matte Tin on tail</p> <p>-S = 30 μm (0.76 μm) Gold on post, Matte Tin on tail</p> <p>-T = Matte Tin</p> | <p>-S = Single Row</p> <p>-D = Double Row</p> | | <p>-A = Alignment Pin (Metal or plastic at Samtec's discretion) (5 positions minimum) (-D only)</p> <p>-“XXX” = Polarized Position (Specify position of omitted pin)</p> <p>-P = Pick & Place Pad (3 positions minimum)</p> <p>-TR = Tape & Reel Packaging (3 thru 36 positions only)</p> |



| LEAD STYLE | A | MATES WITH |
|------------|-------------|-------------------------------------|
| -01 | (3.20) .126 | SQT, SQW, ESQT, TLE, SMM, MMS, TCSD |
| -04 | (1.91) .075 | CLT |
| -05 | (1.65) .065 | |
| -06 | (4.27) .168 | CLT-BE |



Due to technical progress, all designs, specifications and components are subject to change without notice.

WWW.SAMTEC.COM

All parts within this catalog are built to Samtec's specifications.

Customer specific requirements must be approved by Samtec and identified in a Samtec customer-specific drawing to apply.

Mouser Electronics

Authorized Distributor

Click to View Pricing, Inventory, Delivery & Lifecycle Information:

[Samtec:](#)

[TMM-120-01-L-D-SM-M](#)